



BMCRC-MRO Championships 2019

**Round 5
Snetterton**

8th / 9th June 2019



Results Provided by Timing Solutions Ltd
www.tsl-timing.com

BMCRC-MRO Championships 2019



CHILTON MOTORS LTD
MZ CHAMPIONSHIP



CHILTON MOTORS 250 MZ & BMCRC BLUE HAZE 2-STROKE GP

Snetterton 300 Circuit

8th / 9th June 2019



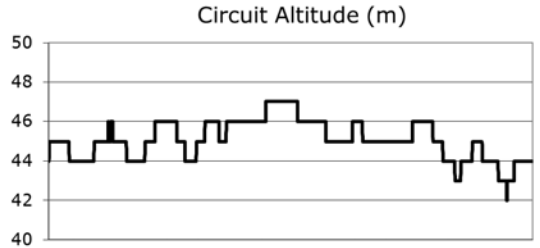
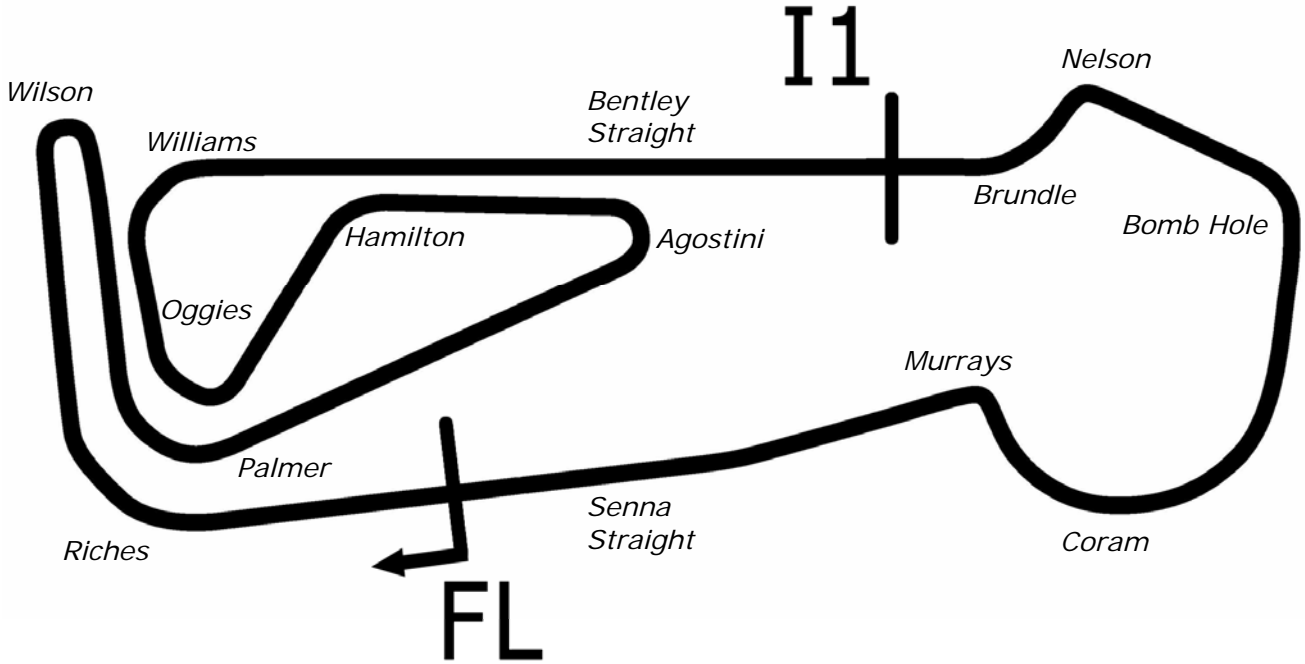
Results Provided by Timing Solutions Ltd
www.tsl-timing.com

Snetterton 300



SPORTS TIMING

TIMING SOLUTIONS LTD



Length	2.9689 miles	4778.0 m	
FL		52.46340 N	0.94476 E
I1	3198m	52.46617 N	0.94964 E
Pit Entry	4572m	52.46364 N	0.94774 E
Pit Exit	40m after FL	52.46338 N	0.94420 E
Pit Entry–Pit Exit 246m, 14.7s @60kph, 11.0s @80kph			

All results available at www.tsl-timing.com



BMCRC - MRO Championships 2019 - Rnd 5 @ Snetterton

Chilton Motors 250 MZs & BMCRC Blue Haze 2-Stroke GP

QUALIFYING - CLASSIFICATION

POS	NO	CL	PIC NAME	ENTRY	TIME	ON	LAPS	GAP	DIFF	MPH
1	13	GPF	1	Doug EDMONDSON	Yamaha - Stan Stephens Tuning	2:38.293	2	5		67.52
2	7	GPF	2	Peter MOORE	Yamaha - Station Garage, Isle of Man	2:40.675	3	5	2.382	66.51
3	53	GP	1	Mark WHITING	Yamaha - Mark whiting	2:41.007	4	4	2.714	66.38
4	125	GPF	3	Ben MILES	Yamaha - Allspeed	2:41.634	4	4	3.341	66.12
5	83	GPF	4	Paul GODBOLD	Yamaha - Hill farm tree services	2:42.064	4	4	3.771	65.94
6	169	GP	2	John HOGG	Yamaha -	2:43.889	5	5	5.596	65.21
7	60	GPF	5	Daniel GOUGH	Yamaha - G Force Motorcycles	2:44.080	5	5	5.787	65.13
8	70	GPF	6	Andrew BURSCOUGH	Yamaha - Apollo Tuning	2:44.117	3	3	5.824	65.12
9	101	GPF	7	Andrew DAVIES	Yamaha - GIBSON EXHAUSTS	2:45.409	4	5	7.116	64.61
10	64	GP	3	Phil ELLIS	Suzuki -	2:50.548	5	5	12.255	62.66
11	55	GPF	8	Paul TOLAND	Yamaha -	2:50.989	2	2	12.696	62.50
12	15	GPF	9	Max HOUSE	Yamaha -	2:51.172	5	5	12.879	62.44
13	77	GPF	10	Neil GRANT	Yamaha - Merlin Pipes	2:53.394	4	5	15.101	61.64
14	75		1	Peter WOODALL	MZ - Core Projects Ltd	2:54.247	2	3	15.954	61.33
15	11	GPF	11	Gael MACHARD	Aprilia -	2:54.858	2	3	16.565	61.12
16	121	GPF	12	Ben HUNTER	Yamaha -	2:54.985	2	2	16.692	61.07
17	85		2	Andrew WALES	MZ - Illuminated Design LTD	2:55.459	5	5	17.166	60.91
18	69		3	Alexander MANN	MZ - HS RACING	2:57.399	5	5	19.106	60.24
19	21	GP	4	Stuart THURTL	Honda - TeamTortoise	2:59.151	5	5	20.858	59.65
20	9		4	Gary HOWLETT	MZ - HS Racing	2:59.791	3	4	21.498	59.44
21	144	GPF	13	Stephen DUNN	Yamaha -	3:00.709	3	4	22.416	59.14
22	71	GPF	14	Richard HICKLING	Aprilia - All the Pickles	3:00.795	1	1	22.502	59.11
23	44		5	Robert DESSOY	MZ - Eastern Garage Racing	3:03.714	3	4	25.421	58.17
24	41		6	Gary WILLIAMS	MZ -	3:05.777	4	4	27.484	57.53
25	38		7	Chris PETTET	MZ -	3:07.271	3	4	28.978	57.07
26	27	GPF	15	Richard HAYWARD	Yamaha - Gforce Motorcycles	3:07.975	2	3	29.682	56.85
27	5		8	Garry SAMETT	MZ - smallmouse	3:08.054	4	4	29.761	56.83
28	32		9	John ASHMEAD	MZ -	3:10.280	2	4	31.987	56.17
29	47		10	Richard FAYERS	MZ -	3:13.327	4	4	35.034	55.28
30	26	R	1	Andy HOWLETT	MZ -	3:27.481	4	4	49.188	51.51
31	691	GPF	16	Mark ELLERAY	Yamaha - Abbot Solutions Ltd	3:28.993	2	2	50.700	51.14
32	666	GP	5	Aif MOSSELL	Suzuki - AMR Motorsport	3:29.561	2	4	51.268	51.00
33	48		11	Kevin SABBARTON	MZ - Karen Castle Opticians					
34	808	GPF	17	Mason JOHNSON	Aprilia - D&D Racing					
35	67	GPF	18	Mark BAILEY	Yamaha - Gforce motorcycles					
36	113		12	Liam NEWMAN	MZ - Team newman racing					
37	66		13	Mark VINCENT	MZ - Putoline					
38	566	R	2	Michael WILBY	MZ - Sziler UK					

Snetterton 300
Circuit Length = 2.9689 miles
Start: 10:07 Flag 10:20 End: 10:23

Weather / Track : Drizzle / Wet

These results are provisional until the conclusion of any judicial and technical matters.

Clerk Of Course :	Timekeeper :
-------------------	--------------

Results can be found at www.tsl-timing.com

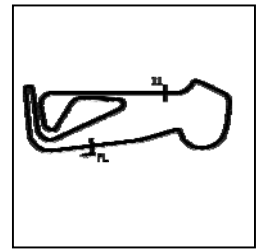
Printed - 10:23 Saturday, 08 June 2019



BMCRC - MRO Championships 2019 - Rnd 5 @ Snetterton

Chilton Motors 250 MZs & BMCRC Blue Haze 2-Stroke GP

QUALIFYING - SECTOR ANALYSIS



SECTOR 1 = FL to I1, SECTOR 2 = I1 to FL, DIFF = Difference To Personal Best Lap, P = Crossed Finish Line in Pit Lane, D = Time Disallowed

P1 13 GPF		Doug EDMONDSON		Yamaha - Stan Stephens Tuning		
IDEAL LAP TIME : 2:38.073		BEST LAP TIME : 2:38.293		DIFFERENCE : 0.220		
LAP	SECTOR 1	SECTOR 2	LAP TIME	MPH	DIFF	TIME OF DAY
1 -	1:55.235	55.825	2:51.060	62.48	12.767	10:10:32.631
2 -	1:44.638	53.655	2:38.293 (1)	67.52		10:13:10.924
3 -	1:55.446	54.551	2:49.997	62.87	11.704	10:16:00.921
4 -	1:45.595	54.830	2:40.425 (3)	66.62	2.132	10:18:41.346
5 -	1:46.342	53.435	2:39.777 (2)	66.89	1.484	10:21:21.123

P2 7 GPF		Peter MOORE		Yamaha - Station Garage, Isle of Man		
IDEAL LAP TIME : 2:40.675		BEST LAP TIME : 2:40.675		DIFFERENCE : 0.000		
LAP	SECTOR 1	SECTOR 2	LAP TIME	MPH	DIFF	TIME OF DAY
1 -	1:59.080	58.708	2:57.788	60.11	17.113	10:10:45.014
2 -	1:49.980	56.202	2:46.182	64.31	5.507	10:13:31.196
3 -	1:47.337	53.338	2:40.675 (1)	66.51		10:16:11.871
4 -	1:49.748	53.997	2:43.745 (3)	65.27	3.070	10:18:55.616
5 -	1:47.429	53.671	2:41.100 (2)	66.34	0.425	10:21:36.716

P3 53 GP		Mark WHITING		Yamaha - Mark whiting		
IDEAL LAP TIME : 2:40.385		BEST LAP TIME : 2:41.007		DIFFERENCE : 0.622		
LAP	SECTOR 1	SECTOR 2	LAP TIME	MPH	DIFF	TIME OF DAY
1 -	OUTLAP	55.831	2:54.350	61.30	13.343	10:13:02.278
2 -	1:47.331	56.930	2:44.261 (3)	65.06	3.254	10:15:46.539
3 -	1:47.146	54.140	2:41.286 (2)	66.26	0.279	10:18:27.825
4 -	1:46.245	54.762	2:41.007 (1)	66.38		10:21:08.832

P4 125 GPF		Ben MILES		Yamaha - Allspeed		
IDEAL LAP TIME : 2:41.634		BEST LAP TIME : 2:41.634		DIFFERENCE : 0.000		
LAP	SECTOR 1	SECTOR 2	LAP TIME	MPH	DIFF	TIME OF DAY
1 -	1:57.492	59.861	2:57.353	60.26	15.719	10:10:42.094
2 -	1:50.880	55.462	2:46.342 (3)	64.25	4.708	10:13:28.436
3 -	1:47.878	55.200	2:43.078 (2)	65.53	1.444	10:16:11.514
4 -	1:47.655	53.979	2:41.634 (1)	66.12		10:18:53.148

P5 83 GPF		Paul GODBOLD		Yamaha - Hill farm tree services		
IDEAL LAP TIME : 2:40.971		BEST LAP TIME : 2:42.064		DIFFERENCE : 1.093		
LAP	SECTOR 1	SECTOR 2	LAP TIME	MPH	DIFF	TIME OF DAY
1 -	1:56.537	59.072	2:55.609	60.86	13.545	10:10:42.767
2 -	1:48.667	55.958	2:44.625 (3)	64.92	2.561	10:13:27.392
3 -	1:46.966	55.248	2:42.214 (2)	65.88	0.150	10:16:09.606
4 -	1:48.059	54.005	2:42.064 (1)	65.94		10:18:51.670

P6 169 GP		John HOGG		Yamaha -		
IDEAL LAP TIME : 2:43.889		BEST LAP TIME : 2:43.889		DIFFERENCE : 0.000		
LAP	SECTOR 1	SECTOR 2	LAP TIME	MPH	DIFF	TIME OF DAY
1 -	2:10.650	1:07.143	3:17.793	54.03	33.904	10:11:16.992
2 -	1:56.112	55.285	2:51.397	62.35	7.508	10:14:08.389
3 -	1:52.849	53.990	2:46.839 (2)	64.06	2.950	10:16:55.228
4 -	1:52.874	54.667	2:47.541 (3)	63.79	3.652	10:19:42.769
5 -	1:50.328	53.561	2:43.889 (1)	65.21		10:22:26.658

P7 60 GPF		Daniel GOUGH		Yamaha - G Force Motorcycles		
IDEAL LAP TIME : 2:43.927		BEST LAP TIME : 2:44.080		DIFFERENCE : 0.153		
LAP	SECTOR 1	SECTOR 2	LAP TIME	MPH	DIFF	TIME OF DAY
1 -	1:52.119	58.372	2:50.491	62.69	6.411	10:10:30.083
2 -	1:49.953	55.790	2:45.743	64.48	1.663	10:13:15.826
3 -	1:48.984	56.327	2:45.311 (2)	64.65	1.231	10:16:01.137

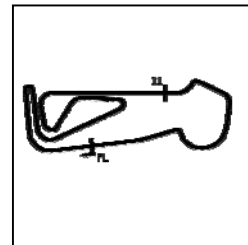
Weather / Track : Drizzle / Wet

Snetterton 300
Circuit Length = 2.9689 miles
Start: 10:07 Flag 10:20 End: 10:23

BMCRC - MRO Championships 2019 - Rnd 5 @ Snetterton

Chilton Motors 250 MZs & BMCRC Blue Haze 2-Stroke GP

QUALIFYING - SECTOR ANALYSIS



SECTOR 1 = FL to I1, SECTOR 2 = I1 to FL, DIFF = Difference To Personal Best Lap, P = Crossed Finish Line in Pit Lane, D = Time Disallowed

4 - **1:48.516** 57.036 2:45.552 (3) 64.56 1.472 10:18:46.689
 5 - 1:48.669 **55.411** **2:44.080 (1)** **65.13** **10:21:30.769**

P8 70 GPF Andrew BURSCOUGH		Yamaha - Apollo Tuning				
IDEAL LAP TIME : 2:44.117		BEST LAP TIME : 2:44.117		DIFFERENCE : 0.000		
LAP	SECTOR 1	SECTOR 2	LAP TIME	MPH	DIFF	TIME OF DAY
1 -	1:58.538	1:01.406	2:59.944 (3)	59.39	15.827	10:10:42.739
2 -	1:50.934	56.780	2:47.714 (2)	63.72	3.597	10:13:30.453
3 -	1:48.470	55.647	2:44.117 (1)	65.12		10:16:14.570

P9 101 GPF Andrew DAVIES		Yamaha - GIBSON EXHAUSTS				
IDEAL LAP TIME : 2:44.815		BEST LAP TIME : 2:45.409		DIFFERENCE : 0.594		
LAP	SECTOR 1	SECTOR 2	LAP TIME	MPH	DIFF	TIME OF DAY
1 -	2:06.426	1:01.061	3:07.487	57.00	22.078	10:10:55.007
2 -	1:56.220	57.051	2:53.271	61.68	7.862	10:13:48.278
3 -	1:53.033	55.934	2:48.967 (3)	63.25	3.558	10:16:37.245
4 -	1:48.897	56.512	2:45.409 (1)	64.61		10:19:22.654
5 -	1:50.295	55.918	2:46.213 (2)	64.30	0.804	10:22:08.867

P10 64 GP Phil ELLIS		Suzuki -				
IDEAL LAP TIME : 2:50.548		BEST LAP TIME : 2:50.548		DIFFERENCE : 0.000		
LAP	SECTOR 1	SECTOR 2	LAP TIME	MPH	DIFF	TIME OF DAY
1 -	2:11.025	1:00.437	3:11.462	55.82	20.914	10:11:04.078
2 -	1:57.904	58.418	2:56.322	60.61	5.774	10:14:00.400
3 -	1:55.096	58.825	2:53.921 (3)	61.45	3.373	10:16:54.321
4 -	1:56.436	56.663	2:53.099 (2)	61.74	2.551	10:19:47.420
5 -	1:53.938	56.610	2:50.548 (1)	62.66		10:22:37.968

P11 55 GPF Paul TOLAND		Yamaha -				
IDEAL LAP TIME : 2:50.989		BEST LAP TIME : 2:50.989		DIFFERENCE : 0.000		
LAP	SECTOR 1	SECTOR 2	LAP TIME	MPH	DIFF	TIME OF DAY
1 -	1:59.032	59.249	2:58.281 (2)	59.95	7.292	10:10:45.253
2 -	1:53.942	57.047	2:50.989 (1)	62.50		10:13:36.242

P12 15 GPF Max HOUSE		Yamaha -				
IDEAL LAP TIME : 2:51.172		BEST LAP TIME : 2:51.172		DIFFERENCE : 0.000		
LAP	SECTOR 1	SECTOR 2	LAP TIME	MPH	DIFF	TIME OF DAY
1 -	2:03.759	1:01.865	3:05.624	57.57	14.452	10:10:54.185
2 -	1:57.047	1:00.072	2:57.119	60.34	5.947	10:13:51.304
3 -	1:54.634	59.620	2:54.254 (2)	61.33	3.082	10:16:45.558
4 -	1:55.242	59.201	2:54.443 (3)	61.26	3.271	10:19:40.001
5 -	1:53.429	57.743	2:51.172 (1)	62.44		10:22:31.173

P13 77 GPF Neil GRANT		Yamaha - Merlin Pipes				
IDEAL LAP TIME : 2:53.394		BEST LAP TIME : 2:53.394		DIFFERENCE : 0.000		
LAP	SECTOR 1	SECTOR 2	LAP TIME	MPH	DIFF	TIME OF DAY
1 -	2:14.033	1:03.635	3:17.668	54.07	24.274	10:11:03.155
2 -	1:55.026	59.394	2:54.420 (3)	61.27	1.026	10:13:57.575
3 -	1:55.310	58.719	2:54.029 (2)	61.41	0.635	10:16:51.604
4 -	1:54.975	58.419	2:53.394 (1)	61.64		10:19:44.998
5 -	1:59.187	1:00.242	2:59.429	59.56	6.035	10:22:44.427

P14 75 Peter WOODALL		MZ - Core Projects Ltd				
IDEAL LAP TIME : 2:54.247		BEST LAP TIME : 2:54.247		DIFFERENCE : 0.000		
LAP	SECTOR 1	SECTOR 2	LAP TIME	MPH	DIFF	TIME OF DAY
1 -	2:00.326	1:00.924	3:01.250 (3)	58.96	7.003	10:10:54.547
2 -	1:56.150	58.097	2:54.247 (1)	61.33		10:13:48.794

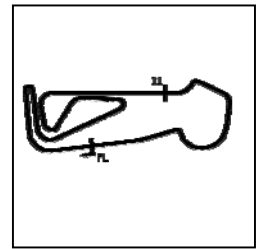
Weather / Track : Drizzle / Wet

Snetterton 300
 Circuit Length = 2.9689 miles
 Start: 10:07 Flag 10:20 End: 10:23

BMCRC - MRO Championships 2019 - Rnd 5 @ Snetterton

Chilton Motors 250 MZs & BMCRC Blue Haze 2-Stroke GP

QUALIFYING - SECTOR ANALYSIS



SECTOR 1 = FL to I1, SECTOR 2 = I1 to FL, DIFF = Difference To Personal Best Lap, P = Crossed Finish Line in Pit Lane, D = Time Disallowed

3 - 1:56.513 59.758 2:56.271 (2) 60.63 2.024 10:16:45.065

P15	11 GPF	Gael MACHARD	Aprilia -			
IDEAL LAP TIME : 2:54.858		BEST LAP TIME : 2:54.858		DIFFERENCE : 0.000		

LAP	SECTOR 1	SECTOR 2	LAP TIME	MPH	DIFF	TIME OF DAY
1 -	2:00.391	1:01.526	3:01.917 (3)	58.75	7.059	10:10:44.162
2 -	1:55.756	59.102	2:54.858 (1)	61.12		10:13:39.020
3 -	1:57.210	1:01.634	2:58.844 (2)	59.76	3.986	10:16:37.864

P16	121 GPF	Ben HUNTER	Yamaha -			
IDEAL LAP TIME : 2:54.985		BEST LAP TIME : 2:54.985		DIFFERENCE : 0.000		

LAP	SECTOR 1	SECTOR 2	LAP TIME	MPH	DIFF	TIME OF DAY
1 -	2:00.022	1:01.562	3:01.584 (2)	58.86	6.599	10:10:43.502
2 -	1:55.086	59.899	2:54.985 (1)	61.07		10:13:38.487

P17	85	Andrew WALES	MZ - Illuminated Design LTD			
IDEAL LAP TIME : 2:55.310		BEST LAP TIME : 2:55.459		DIFFERENCE : 0.149		

LAP	SECTOR 1	SECTOR 2	LAP TIME	MPH	DIFF	TIME OF DAY
1 -	2:02.859	1:03.837	3:06.696	57.24	11.237	10:11:02.496
2 -	1:58.288	1:09.168	3:07.456	57.01	11.997	10:14:09.952
3 -	1:56.659	59.112	2:55.771 (2)	60.80	0.312	10:17:05.723
4 -	1:57.375	58.651	2:56.026 (3)	60.71	0.567	10:20:01.749
5 -	1:56.774	58.685	2:55.459 (1)	60.91		10:22:57.208

P18	69	Alexander MANN	MZ - HS RACING			
IDEAL LAP TIME : 2:57.069		BEST LAP TIME : 2:57.399		DIFFERENCE : 0.330		

LAP	SECTOR 1	SECTOR 2	LAP TIME	MPH	DIFF	TIME OF DAY
1 -	2:07.885	1:03.613	3:11.498	55.81	14.099	10:11:09.143
2 -	1:57.577	1:00.223	2:57.800 (2)	60.11	0.401	10:14:06.943
3 -	1:58.341	1:00.370	2:58.711 (3)	59.80	1.312	10:17:05.654
4 -	2:01.450	1:01.037	3:02.487	58.56	5.088	10:20:08.141
5 -	1:57.907	59.492	2:57.399 (1)	60.24		10:23:05.540

P19	21 GP	Stuart THURTLÉ	Honda - TeamTortoise			
IDEAL LAP TIME : 2:58.549		BEST LAP TIME : 2:59.151		DIFFERENCE : 0.602		

LAP	SECTOR 1	SECTOR 2	LAP TIME	MPH	DIFF	TIME OF DAY
1 -	2:09.416	1:01.669	3:11.085	55.93	11.934	10:11:03.291
2 -	1:59.896	1:00.897	3:00.793 (3)	59.11	1.642	10:14:04.084
3 -	2:00.150	1:01.472	3:01.622	58.84	2.471	10:17:05.706
4 -	1:59.016	1:00.523	2:59.539 (2)	59.53	0.388	10:20:05.245
5 -	1:59.618	59.533	2:59.151 (1)	59.65		10:23:04.396

P20	9	Gary HOWLETT	MZ - HS Racing			
IDEAL LAP TIME : 2:59.791		BEST LAP TIME : 2:59.791		DIFFERENCE : 0.000		

LAP	SECTOR 1	SECTOR 2	LAP TIME	MPH	DIFF	TIME OF DAY
1 -	2:12.439	1:07.163	3:19.602	53.54	19.811	10:11:16.274
2 -	2:05.191	1:00.492	3:05.683 (2)	57.56	5.892	10:14:21.957
3 -	1:59.993	59.798	2:59.791 (1)	59.44		10:17:21.748
4 -	2:05.286	1:00.405	3:05.691 (3)	57.55	5.900	10:20:27.439

P21	144 GPF	Stephen DUNN	Yamaha -			
IDEAL LAP TIME : 2:59.678		BEST LAP TIME : 3:00.709		DIFFERENCE : 1.031		

LAP	SECTOR 1	SECTOR 2	LAP TIME	MPH	DIFF	TIME OF DAY
1 -	2:14.056	1:06.157	3:20.213	53.38	19.504	10:11:13.937
2 -	2:02.773	1:01.518	3:04.291 (3)	57.99	3.582	10:14:18.228
3 -	1:59.051	1:01.658	3:00.709 (1)	59.14		10:17:18.937
4 -	2:00.456	1:00.627	3:01.083 (2)	59.02	0.374	10:20:20.020

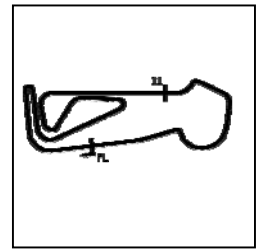
Weather / Track : Drizzle / Wet

Snetterton 300
Circuit Length = 2.9689 miles
Start: 10:07 Flag 10:20 End: 10:23

BMCRC - MRO Championships 2019 - Rnd 5 @ Snetterton

Chilton Motors 250 MZs & BMCRC Blue Haze 2-Stroke GP

QUALIFYING - SECTOR ANALYSIS



SECTOR 1 = FL to I1, SECTOR 2 = I1 to FL, DIFF = Difference To Personal Best Lap, P = Crossed Finish Line in Pit Lane, D = Time Disallowed

P22	71 GPF	Richard HICKLING	Aprilia - All the Pickles			
IDEAL LAP TIME : 2:51.798		BEST LAP TIME : 3:00.795		DIFFERENCE : 8.997		
LAP	SECTOR 1	SECTOR 2	LAP TIME	MPH	DIFF	TIME OF DAY
1 -	2:02.128	58.667	3:00.795 (1)	59.11		10:10:47.916

P23	44	Robert DESSOY	MZ - Eastern Garage Racing			
IDEAL LAP TIME : 3:03.714		BEST LAP TIME : 3:03.714		DIFFERENCE : 0.000		
LAP	SECTOR 1	SECTOR 2	LAP TIME	MPH	DIFF	TIME OF DAY
1 -	2:17.380	1:09.533	3:26.913	51.65	23.199	10:11:25.752
2 -	2:06.622	1:05.046	3:11.668 (3)	55.76	7.954	10:14:37.420
3 -	2:02.046	1:01.668	3:03.714 (1)	58.17		10:17:41.134
4 -	2:06.078	1:03.209	3:09.287 (2)	56.46	5.573	10:20:50.421

P24	41	Gary WILLIAMS	MZ -			
IDEAL LAP TIME : 3:05.777		BEST LAP TIME : 3:05.777		DIFFERENCE : 0.000		
LAP	SECTOR 1	SECTOR 2	LAP TIME	MPH	DIFF	TIME OF DAY
1 -	2:27.124	1:15.710	3:42.834	47.96	37.057	10:11:44.151
2 -	2:13.546	1:03.488	3:17.034 (3)	54.24	11.257	10:15:01.185
3 -	2:06.763	1:03.341	3:10.104 (2)	56.22	4.327	10:18:11.289
4 -	2:03.214	1:02.563	3:05.777 (1)	57.53		10:21:17.066

P25	38	Chris PETTET	MZ -			
IDEAL LAP TIME : 3:07.271		BEST LAP TIME : 3:07.271		DIFFERENCE : 0.000		
LAP	SECTOR 1	SECTOR 2	LAP TIME	MPH	DIFF	TIME OF DAY
1 -	2:20.446	1:06.934	3:27.380	51.53	20.109	10:11:28.737
2 -	2:06.398	1:05.316	3:11.714 (3)	55.75	4.443	10:14:40.451
3 -	2:02.998	1:04.273	3:07.271 (1)	57.07		10:17:47.722
4 -	2:04.415	1:04.797	3:09.212 (2)	56.48	1.941	10:20:56.934

P26	27 GPF	Richard HAYWARD	Yamaha - Gforce Motorcycles			
IDEAL LAP TIME : 3:07.975		BEST LAP TIME : 3:07.975		DIFFERENCE : 0.000		
LAP	SECTOR 1	SECTOR 2	LAP TIME	MPH	DIFF	TIME OF DAY
1 -	2:13.963	1:06.038	3:20.001 (3)	53.44	12.026	10:11:10.039
2 -	2:04.166	1:03.809	3:07.975 (1)	56.85		10:14:18.014
3 -	2:04.198	1:05.307	3:09.505 (2)	56.39	1.530	10:17:27.519

P27	5	Garry SAMETT	MZ - smallmouse			
IDEAL LAP TIME : 3:08.054		BEST LAP TIME : 3:08.054		DIFFERENCE : 0.000		
LAP	SECTOR 1	SECTOR 2	LAP TIME	MPH	DIFF	TIME OF DAY
1 -	2:26.250	1:10.209	3:36.459	49.37	28.405	10:11:35.141
2 -	2:16.507	1:06.537	3:23.044 (3)	52.63	14.990	10:14:58.185
3 -	2:05.609	1:04.036	3:09.645 (2)	56.35	1.591	10:18:07.830
4 -	2:04.881	1:03.173	3:08.054 (1)	56.83		10:21:15.884

P28	32	John ASHMEAD	MZ -			
IDEAL LAP TIME : 3:08.886		BEST LAP TIME : 3:10.280		DIFFERENCE : 1.394		
LAP	SECTOR 1	SECTOR 2	LAP TIME	MPH	DIFF	TIME OF DAY
1 -	2:11.087	1:04.174	3:15.261	54.73	4.981	10:10:57.460
2 -	2:06.326	1:03.954	3:10.280 (1)	56.17		10:14:07.740
3 -	2:06.803	1:03.717	3:10.520 (2)	56.09	0.240	10:17:18.260
4 -	2:08.271	1:02.560	3:10.831 (3)	56.00	0.551	10:20:29.091

P29	47	Richard FAYERS	MZ -			
IDEAL LAP TIME : 3:11.379		BEST LAP TIME : 3:13.327		DIFFERENCE : 1.948		
LAP	SECTOR 1	SECTOR 2	LAP TIME	MPH	DIFF	TIME OF DAY

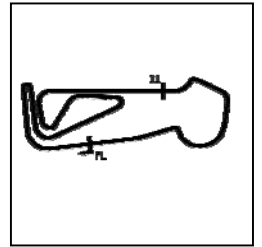
Weather / Track : Drizzle / Wet

Snetterton 300
Circuit Length = 2.9689 miles
Start: 10:07 Flag 10:20 End: 10:23

BMCRC - MRO Championships 2019 - Rnd 5 @ Snetterton

Chilton Motors 250 MZs & BMCRC Blue Haze 2-Stroke GP

QUALIFYING - SECTOR ANALYSIS



SECTOR 1 = FL to I1, SECTOR 2 = I1 to FL, DIFF = Difference To Personal Best Lap, P = Crossed Finish Line in Pit Lane, D = Time Disallowed

1 -	2:26.431	1:14.582	3:41.013	48.35	27.686	10:11:42.782
2 -	2:15.177	1:06.462	3:21.639 (3)	53.00	8.312	10:15:04.421
3 -	2:07.159	1:06.480	3:13.639 (2)	55.19	0.312	10:18:18.060
4 -	2:09.107	1:04.220	3:13.327 (1)	55.28		10:21:31.387

P30	26 R	Andy HOWLETT	MZ -			
IDEAL LAP TIME : 3:27.481		BEST LAP TIME : 3:27.481				
		DIFFERENCE : 0.000				
LAP	SECTOR 1	SECTOR 2	LAP TIME	MPH	DIFF	TIME OF DAY
1 -	2:29.379	1:14.801	3:44.180	47.67	16.699	10:11:41.389
2 -	2:22.866	1:12.742	3:35.608 (2)	49.57	8.127	10:15:16.997
3 -	2:21.944	1:14.055	3:35.999 (3)	49.48	8.518	10:18:52.996
4 -	2:17.296	1:10.185	3:27.481 (1)	51.51		10:22:20.477

P31	691 GPF	Mark ELLERAY	Yamaha - Abbot Solutions Ltd			
IDEAL LAP TIME : 3:28.993		BEST LAP TIME : 3:28.993				
		DIFFERENCE : 0.000				
LAP	SECTOR 1	SECTOR 2	LAP TIME	MPH	DIFF	TIME OF DAY
1 -	2:32.219	1:20.729	3:52.948 (2)	45.88	23.955	10:11:47.763
2 -	2:17.335	1:11.658	3:28.993 (1)	51.14		10:15:16.756

P32	666 GP	Aif MOSSELL	Suzuki - AMR Motorsport			
IDEAL LAP TIME : 3:29.121		BEST LAP TIME : 3:29.561				
		DIFFERENCE : 0.440				
LAP	SECTOR 1	SECTOR 2	LAP TIME	MPH	DIFF	TIME OF DAY
1 -	2:21.782	1:10.807	3:32.589	50.27	3.028	10:11:30.515
2 -	2:20.172	1:09.389	3:29.561 (1)	51.00		10:15:00.076
3 -	2:19.732	1:10.064	3:29.796 (2)	50.94	0.235	10:18:29.872
4 -	2:20.334	1:10.983	3:31.317 (3)	50.57	1.756	10:22:01.189

P33	48	Kevin SABBARTON	MZ - Karen Castle Opticians			
IDEAL LAP TIME :		BEST LAP TIME :				
		DIFFERENCE :				
LAP	SECTOR 1	SECTOR 2	LAP TIME	MPH	DIFF	TIME OF DAY
1 -	OUTLAP	1:05.056	3:14.709	54.89		10:13:17.305

P34	808 GPF	Mason JOHNSON	Aprilia - D&D Racing			
IDEAL LAP TIME : 3:19.111		BEST LAP TIME :				
		DIFFERENCE :				
LAP	SECTOR 1	SECTOR 2	LAP TIME	MPH	DIFF	TIME OF DAY
1 -	OUTLAP	1:06.575	3:30.589	50.75		10:13:35.995

BMCRC - MRO Championships 2019 - Rnd 5 @ Snetterton

Chilton Motors 250 MZs & BMCRC Blue Haze 2-Stroke GP

QUALIFYING - BEST SECTORS

SECTOR 1			SECTOR 2			IDEAL / BEST COMPARISON						
POS	NO	NAME	TIME	NO	NAME	TIME	POS	NO	NAME	IDEAL	BEST	DIFF
									PERFECT LAP	2:37.976		
1	13	EDMONDSON	1:44.638	7	MOORE	53.338	1	13	EDMONDSON	2:38.073	2:38.293	0.220
2	53	WHITING	1:46.245	13	EDMONDSON	53.435	2	53	WHITING	2:40.385	2:41.007	0.622
3	83	GODBOLD	1:46.966	169	HOGG	53.561	3	7	MOORE	2:40.675	2:40.675	0.000
4	7	MOORE	1:47.337	125	MILES	53.979	4	83	GODBOLD	2:40.971	2:42.064	1.093
5	125	MILES	1:47.655	83	GODBOLD	54.005	5	125	MILES	2:41.634	2:41.634	0.000
6	70	BURSCOUGH	1:48.470	53	WHITING	54.140	6	169	HOGG	2:43.889	2:43.889	0.000
7	60	GOUGH	1:48.516	60	GOUGH	55.411	7	60	GOUGH	2:43.927	2:44.080	0.153
8	101	DAVIES	1:48.897	70	BURSCOUGH	55.647	8	70	BURSCOUGH	2:44.117	2:44.117	0.000
9	169	HOGG	1:50.328	101	DAVIES	55.918	9	101	DAVIES	2:44.815	2:45.409	0.594
10	71	HICKLING	1:53.131	64	ELLIS	56.610	10	64	ELLIS	2:50.548	2:50.548	0.000
11	15	HOUSE	1:53.429	55	TOLAND	57.047	11	55	TOLAND	2:50.989	2:50.989	0.000
12	64	ELLIS	1:53.938	15	HOUSE	57.743	12	15	HOUSE	2:51.172	2:51.172	0.000
13	55	TOLAND	1:53.942	75	WOODALL	58.097	13	71	HICKLING	2:51.798	3:00.795	8.997
14	77	GRANT	1:54.975	77	GRANT	58.419	14	77	GRANT	2:53.394	2:53.394	0.000
15	121	HUNTER	1:55.086	85	WALES	58.651	15	75	WOODALL	2:54.247	2:54.247	0.000
16	11	MACHARD	1:55.756	71	HICKLING	58.667	16	11	MACHARD	2:54.858	2:54.858	0.000
17	75	WOODALL	1:56.150	11	MACHARD	59.102	17	121	HUNTER	2:54.985	2:54.985	0.000
18	85	WALES	1:56.659	69	MANN	59.492	18	85	WALES	2:55.310	2:55.459	0.149
19	69	MANN	1:57.577	21	THURTL	59.533	19	69	MANN	2:57.069	2:57.399	0.330
20	21	THURTL	1:59.016	9	HOWLETT	59.798	20	21	THURTL	2:58.549	2:59.151	0.602
21	144	DUNN	1:59.051	121	HUNTER	59.899	21	144	DUNN	2:59.678	3:00.709	1.031
22	9	HOWLETT	1:59.993	144	DUNN	1:00.627	22	9	HOWLETT	2:59.791	2:59.791	0.000
23	44	DESSOY	2:02.046	44	DESSOY	1:01.668	23	44	DESSOY	3:03.714	3:03.714	0.000
24	38	PETTET	2:02.998	32	ASHMEAD	1:02.560	24	41	WILLIAMS	3:05.777	3:05.777	0.000
25	41	WILLIAMS	2:03.214	41	WILLIAMS	1:02.563	25	38	PETTET	3:07.271	3:07.271	0.000
26	27	HAYWARD	2:04.166	5	SAMETT	1:03.173	26	27	HAYWARD	3:07.975	3:07.975	0.000
27	5	SAMETT	2:04.881	27	HAYWARD	1:03.809	27	5	SAMETT	3:08.054	3:08.054	0.000
28	32	ASHMEAD	2:06.326	47	FAYERS	1:04.220	28	32	ASHMEAD	3:08.886	3:10.280	1.394
29	47	FAYERS	2:07.159	38	PETTET	1:04.273	29	47	FAYERS	3:11.379	3:13.327	1.948
30	808	JOHNSON	2:12.536	48	SABBARTON	1:05.056	30	808	JOHNSON	3:19.111		
31	26	HOWLETT	2:17.296	808	JOHNSON	1:06.575	31	26	HOWLETT	3:27.481	3:27.481	0.000
32	691	ELLERAY	2:17.335	666	MOSSELL	1:09.389	32	691	ELLERAY	3:28.993	3:28.993	0.000
33	666	MOSSELL	2:19.732	26	HOWLETT	1:10.185	33	666	MOSSELL	3:29.121	3:29.561	0.440
34	67	BAILEY	2:39.876	691	ELLERAY	1:11.658	34	48	SABBARTON			
35												
36												
37												
38												

Weather / Track : Drizzle / Wet

Results can be found at www.tsl-timing.com

Snetterton 300

Circuit Length = 2.9689 miles

Start: 10:07 Flag 10:20 End: 10:23

Printed - 10:24 Saturday, 08 June 2019



BMCRC - MRO Championships 2019 - Rnd 5 @ Snetterton

Chilton Motors 250 MZs & BMCRC Blue Haze 2-Stroke GP

RACE 5 - GRID (5 Laps)

ROW 16	1		1		46	208 Adam NELSON	
ROW 15		45	121 Roger MARSH	44	67 Mark BAILEY	43	808 Mason JOHNSON
ROW 14	42	666 3:29.561 Aif MOSSELL	41	691 3:28.993 Mark ELLERAY	40	27 3:07.975 Richard HAYWARD	
ROW 13		39	71 3:00.795 Richard HICKLING	38	144 3:00.709 Stephen DUNN	37	21 2:59.151 Stuart THURTLE
ROW 12	36	121 2:54.985 Ben HUNTER	35	11 2:54.858 Gael MACHARD	34	77 2:53.394 Neil GRANT	
ROW 11		33	15 2:51.172 Max HOUSE	32	55 2:50.989 Paul TOLAND	31	64 2:50.548 Phil ELLIS
ROW 10	30	101 2:45.409 Andrew DAVIES	29	70 2:44.117 Andrew BURSCOUGH	28	60 2:44.080 Daniel GOUGH	
ROW 9		27	169 2:43.889 John HOGG	26	83 2:42.064 Paul GODBOLD	25	125 2:41.634 Ben MILES
ROW 8	24	53 2:41.007 Mark WHITING	23	7 2:40.675 Peter MOORE	22	13 2:38.293 Doug EDMONDSON	
ROW 7		21		20		19	
ROW 6	18		17		16	95 Christopher ROGERS	
ROW 5		15	113 Liam NEWMAN	14	566 Michael WILBY	13	48 Kevin SABBARTON
ROW 4	12	66 Mark VINCENT	11	26 3:27.481 Andy HOWLETT	10	47 3:13.327 Richard FAYERS	
ROW 3		9	32 3:10.280 John ASHMEAD	8	5 3:08.054 Garry SAMETT	7	38 3:07.271 Chris PETTET
ROW 2	6	41 3:05.777 Gary WILLIAMS	5	44 3:03.714 Robert DESSOY	4	9 2:59.791 Gary HOWLETT	
ROW 1		3	69 2:57.399 Alexander MANN	2	85 2:55.459 Andrew WALES	1	75 2:54.247 Peter WOODALL

Pole

Snetterton 300
 Circuit Length = 2.9689 miles

These results are provisional until the conclusion of any judicial and technical matters.

Clerk Of Course :	Timekeeper :
-------------------	--------------

Results can be found at www.tsl-timing.com

Printed - 10:29 Saturday, 08 June 2019





BMCRC - MRO Championships 2019 - Rnd 5 @ Snetterton

Chilton Motors 250 MZs & BMCRC Blue Haze 2-Stroke GP

RACE 5 - CLASSIFICATION

POS	NO	CL	PIC NAME	ENTRY	LAPS	TIME	GAP	DIFF	MPH	BEST	ON
1	85		1 Andrew WALES	MZ - Illuminated Design LTD	5	14:54.031			59.77	2:52.649	5
2	69		2 Alexander MANN	MZ - HS RACING	5	14:54.614	0.583	0.583	59.73	2:53.420	5
3	44		3 Robert DESSOY	MZ - Eastern Garage Racing	5	15:13.036	19.005	18.422	58.53	2:57.602	4
4	70	GPF	1 Andrew BURSCOUGH	Yamaha - Apollo Tuning	5	15:13.097	19.066	0.061	58.52	2:43.893	3
5	113		4 Liam NEWMAN	MZ - Team newman racing	5	15:24.659	30.628	11.562	57.79	2:59.102	4
6	55	GPF	2 Paul TOLAND	Yamaha -	5	15:28.089	34.058	3.430	57.58	2:46.316	2
7	32		5 John ASHMEAD	MZ -	5	15:31.445	37.414	3.356	57.37	3:02.140	4
8	47		6 Richard FAYERS	MZ -	5	15:35.802	41.771	4.357	57.10	3:01.696	5
9	9		7 Gary HOWLETT	MZ - HS Racing	5	15:40.263	46.232	4.461	56.83	3:05.603	2
10	83	GPF	3 Paul GODBOLD	Yamaha - Hill farm tree services	5	15:44.892	50.861	4.629	56.55	2:49.712	2
11	5		8 Garry SAMETT	MZ - smallmouse	5	15:53.751	59.720	8.859	56.03	3:04.571	4
12	169	GP	1 John HOGG	Yamaha -	5	16:04.760	1:10.729	11.009	55.39	2:49.175	2
13	64	GP	2 Phil ELLIS	Suzuki -	5	16:05.119	1:11.088	0.359	55.37	2:51.402	5
14	60	GPF	4 Daniel GOUGH	Yamaha - G Force Motorcycles	5	16:05.171	1:11.140	0.052	55.36	2:52.091	5
15	77	GPF	5 Neil GRANT	Yamaha - Merlin Pipes	5	16:07.581	1:13.550	2.410	55.23	2:52.747	5
16	71	GPF	6 Richard HICKLING	Aprilia - All the Pickles	5	16:09.660	1:15.629	2.079	55.11	2:53.108	5
17	121	GPF	7 Ben HUNTER	Yamaha -	5	16:24.960	1:30.929	15.300	54.25	2:58.123	5
18	21	GP	3 Stuart THURTTLE	Honda - TeamTortoise	5	16:55.944	2:01.913	30.984	52.60	3:03.955	4
19	27	GPF	8 Richard HAYWARD	Yamaha - Gforce Motorcycles	5	17:14.856	2:20.825	18.912	51.64	3:06.097	4
20	11	GPF	9 Gael MACHARD	Aprilia -	5	17:15.619	2:21.588	0.763	51.60	3:06.896	5
21	808	GPF	10 Mason JOHNSON	Aprilia - D&D Racing	4	14:56.699	1 Lap	1 Lap	47.67	3:16.593	4
22	67	GPF	11 Mark BAILEY	Yamaha - Gforce motorcycles	4	16:56.742	1 Lap	2:00.043	42.04	3:51.314	2

NOT CLASSIFIED

DNF	75		Peter WOODALL	MZ - Core Projects Ltd	4	12:02.612	1 Lap		59.16	2:54.996	4
DNF	41		Gary WILLIAMS	MZ -	4	12:34.792	1 Lap	32.180	56.64	3:04.429	3
DNF	53	GP	Mark WHITING	Yamaha - Mark whiting	2	6:57.327	3 Laps	2 Laps	51.22	2:43.491	2
DNF	38		Chris PETTET	MZ -	0						
DNF	26	R	Andy HOWLETT	MZ -	0						
DNF	66		Mark VINCENT	MZ - Putoline	0						
DNF	48		Kevin SABBARTON	MZ - Karen Castle Opticians	0						
DNF	566	R	Michael WILBY	MZ - Sziler UK	0						
DNF	13	GPF	Doug EDMONDSON	Yamaha - Stan Stephens Tuning	0						
DNF	7	GPF	Peter MOORE	Yamaha - Station Garage, Isle of Man	0						
DNF	101	GPF	Andrew DAVIES	Yamaha - GIBSON EXHAUSTS	0						
DNF	15	GPF	Max HOUSE	Yamaha -	0						

FASTEST LAP

53	GP	Mark WHITING	Yamaha - Mark whiting	2	2:43.491	65.37 mph	105.20 kph
70	GPF	Andrew BURSCOUGH	Yamaha - Apollo Tuning	3	2:43.893	65.21 mph	104.95 kph
85		Andrew WALES	MZ - Illuminated Design LTD	5	2:52.649	61.90 mph	99.62 kph

Class - 92.5% of Race Speed = 55.28 mph
 Class GPF - 92.5% of Race Speed = 54.13 mph
 Class GP - 92.5% of Race Speed = 51.23 mph

Snetterton 300
 Circuit Length = 2.9689 miles
 Start: 13:10 Flag 13:25 End: 13:28

Weather / Track : Rain / Wet

These results are provisional until the conclusion of any judicial and technical matters.

Clerk Of Course :	Timekeeper :
-------------------	--------------

Results can be found at www.tsl-timing.com

Printed - 13:29 Saturday, 08 June 2019



BMCRC - MRO Championships 2019 - Rnd 5 @ Snetterton

Chilton Motors 250 MZs & BMCRC Blue Haze 2-Stroke GP

RACE 5 - LAP CHART

LAP 1 @ 13:13:44.781

NO	BEHIND	LAP TIME
85		3:07.953
69	0.365	3:08.318
75	1.314	3:09.267
44	2.718	3:10.671
32	6.566	3:14.519
9	7.246	3:15.199
47	7.668	3:15.621
41	9.140	3:17.093
113	11.430	3:19.383
5	18.195	3:26.148
70	1:04.977	4:12.930
53	1:05.883	4:13.836
83	1:09.697	4:17.650
55	1:09.723	4:17.676
169	1:11.621	4:19.574
77	1:15.538	4:23.491
60	1:18.518	4:26.471
121	1:20.119	4:28.072
71	1:22.079	4:30.032
64	1:22.894	4:30.847
21	1:28.052	4:36.005
11	1:34.610	4:42.563
27	1:35.012	4:42.965
808	1:47.476	4:55.429
67	2:08.007	5:15.960

LAP 2 @ 13:16:44.663

NO	BEHIND	LAP TIME
85		2:59.882
69	0.478	2:59.995
75	0.602	2:59.170
44	1.265	2:58.429
9	12.967	3:05.603
47	13.719	3:05.933
113	15.321	3:03.773
32	15.585	3:08.901
41	16.979	3:07.721
5	29.749	3:11.436
53	49.492	2:43.491
70	49.751	2:44.656
55	56.157	2:46.316
83	59.527	2:49.712
169	1:00.914	2:49.175
77	1:14.189	2:58.533
60	1:15.843	2:57.207
121	1:19.129	2:58.892
71	1:19.612	2:57.415
64	1:19.958	2:56.946
21	1:32.901	3:04.731
27	1:42.398	3:07.268
11	1:44.735	3:10.007
808	2:12.683	3:25.089

LAP 3 @ 13:19:43.580

NO	BEHIND	LAP TIME
69		2:58.439
67	1 Lap	3:51.314
85	0.651	2:59.568
75	0.864	2:59.179
44	1.712	2:59.364
113	15.924	2:59.520

47	19.610	3:04.808	121	1:30.929	2:58.123
32	20.073	3:03.405	21	2:01.913	3:06.640
9	20.200	3:06.150	67	1 Lap	3:56.983
41	22.491	3:04.429	27	2:20.825	3:06.492
70	34.727	2:43.893	11	2:21.588	3:06.896
5	36.543	3:05.711			
55	43.712	2:46.472			
83	52.660	2:52.050			
169	57.961	2:55.964			
77	1:12.632	2:57.360			
60	1:13.298	2:56.372			
64	1:14.192	2:53.151			
71	1:16.103	2:55.408			
121	1:21.804	3:01.592			
21	1:38.597	3:04.613			
11	1:55.018	3:09.200			
27	1:55.515	3:12.034			
808	2:33.354	3:19.588			

LAP 4 @ 13:22:38.022

NO	BEHIND	LAP TIME
69		2:54.442
85	0.188	2:53.979
75	1.418	2:54.996
44	4.872	2:57.602
113	20.584	2:59.102
70	25.199	2:44.914
32	27.771	3:02.140
9	31.597	3:05.839
47	32.912	3:07.744
41	33.598	3:05.549
55	36.978	2:47.708
5	46.672	3:04.571
83	48.223	2:50.005
67	1 Lap	3:52.485
169	1:05.258	3:01.739
60	1:11.886	2:53.030
64	1:12.523	2:52.773
77	1:13.640	2:55.450
71	1:15.358	2:53.697
121	1:25.643	2:58.281
21	1:48.110	3:03.955
27	2:07.170	3:06.097
11	2:07.529	3:06.953

LAP 5 @ 13:25:30.859

NO	BEHIND	LAP TIME
85		2:52.649
69	0.583	2:53.420
808	1 Lap	3:16.593
44	19.005	3:06.970
70	19.066	2:46.704
113	30.628	3:02.881
55	34.058	2:49.917
32	37.414	3:02.480
47	41.771	3:01.696
9	46.232	3:07.472
83	50.861	2:55.475
5	59.720	3:05.885
169	1:10.729	2:58.308
64	1:11.088	2:51.402
60	1:11.140	2:52.091
77	1:13.550	2:52.747
71	1:15.629	2:53.108

Weather / Track : Rain / Wet

Results can be found at www.tsl-timing.com

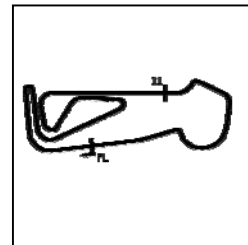
Snetterton 300
Circuit Length = 2.9689 miles
Start: 13:10 Flag 13:25 End: 13:28

Printed - 13:30 Saturday, 08 June 2019

BMCRC - MRO Championships 2019 - Rnd 5 @ Snetterton

Chilton Motors 250 MZs & BMCRC Blue Haze 2-Stroke GP

RACE 5 - SECTOR ANALYSIS



SECTOR 1 = FL to I1, SECTOR 2 = I1 to FL, DIFF = Difference To Personal Best Lap, P = Crossed Finish Line in Pit Lane, D = Time Disallowed

P1 85		Andrew WALES		MZ - Illuminated Design LTD		
IDEAL LAP TIME : 2:51.793		BEST LAP TIME : 2:52.649		DIFFERENCE : 0.856		
LAP	SECTOR 1	SECTOR 2	LAP TIME	MPH	DIFF	TIME OF DAY
1 -		59.616	3:07.953	56.86	15.304	13:13:44.781
2 -	1:59.371	1:00.511	2:59.882	59.41	7.233	13:16:44.663
3 -	2:00.346	59.222	2:59.568 (3)	59.52	6.919	13:19:44.231
4 -	1:56.381	57.598	2:53.979 (2)	61.43	1.330	13:22:38.210
5 -	1:54.195	58.454	2:52.649 (1)	61.90		13:25:30.859

P2 69		Alexander MANN		MZ - HS RACING		
IDEAL LAP TIME : 2:53.356		BEST LAP TIME : 2:53.420		DIFFERENCE : 0.064		
LAP	SECTOR 1	SECTOR 2	LAP TIME	MPH	DIFF	TIME OF DAY
1 -		59.641	3:08.318	56.75	14.898	13:13:45.146
2 -	2:00.347	59.648	2:59.995	59.37	6.575	13:16:45.141
3 -	1:58.806	59.633	2:58.439 (3)	59.89	5.019	13:19:43.580
4 -	1:56.312	58.130	2:54.442 (2)	61.27	1.022	13:22:38.022
5 -	1:55.226	58.194	2:53.420 (1)	61.63		13:25:31.442

P3 44		Robert DESSOY		MZ - Eastern Garage Racing		
IDEAL LAP TIME : 2:57.602		BEST LAP TIME : 2:57.602		DIFFERENCE : 0.000		
LAP	SECTOR 1	SECTOR 2	LAP TIME	MPH	DIFF	TIME OF DAY
1 -		1:01.146	3:10.671	56.05	13.069	13:13:47.499
2 -	1:58.664	59.765	2:58.429 (2)	59.90	0.827	13:16:45.928
3 -	1:59.329	1:00.035	2:59.364 (3)	59.58	1.762	13:19:45.292
4 -	1:58.062	59.540	2:57.602 (1)	60.17		13:22:42.894
5 -	2:02.123	1:04.847	3:06.970	57.16	9.368	13:25:49.864

P4 70 GPF		Andrew BURSCOUGH		Yamaha - Apollo Tuning		
IDEAL LAP TIME : 2:43.719		BEST LAP TIME : 2:43.893		DIFFERENCE : 0.174		
LAP	SECTOR 1	SECTOR 2	LAP TIME	MPH	DIFF	TIME OF DAY
1 -		56.037	4:12.930	42.25	1:29.037	13:14:49.758
2 -	1:49.706	54.950	2:44.656 (2)	64.91	0.763	13:17:34.414
3 -	1:48.769	55.124	2:43.893 (1)	65.21		13:20:18.307
4 -	1:49.215	55.699	2:44.914 (3)	64.81	1.021	13:23:03.221
5 -	1:50.190	56.514	2:46.704	64.11	2.811	13:25:49.925

P5 113		Liam NEWMAN		MZ - Team newman racing		
IDEAL LAP TIME : 2:59.102		BEST LAP TIME : 2:59.102		DIFFERENCE : 0.000		
LAP	SECTOR 1	SECTOR 2	LAP TIME	MPH	DIFF	TIME OF DAY
1 -		1:11.247	3:19.383	53.60	20.281	13:13:56.211
2 -	2:03.348	1:00.425	3:03.773	58.15	4.671	13:16:59.984
3 -	1:58.917	1:00.603	2:59.520 (2)	59.53	0.418	13:19:59.504
4 -	1:58.879	1:00.223	2:59.102 (1)	59.67		13:22:58.606
5 -	2:00.186	1:02.695	3:02.881 (3)	58.44	3.779	13:26:01.487

P6 55 GPF		Paul TOLAND		Yamaha -		
IDEAL LAP TIME : 2:46.180		BEST LAP TIME : 2:46.316		DIFFERENCE : 0.136		
LAP	SECTOR 1	SECTOR 2	LAP TIME	MPH	DIFF	TIME OF DAY
1 -		57.277	4:17.676	41.47	1:31.360	13:14:54.504
2 -	1:49.602	56.714	2:46.316 (1)	64.26		13:17:40.820
3 -	1:49.894	56.578	2:46.472 (2)	64.20	0.156	13:20:27.292
4 -	1:50.520	57.188	2:47.708 (3)	63.73	1.392	13:23:15.000
5 -	1:52.628	57.289	2:49.917	62.90	3.601	13:26:04.917

P7 32		John ASHMEAD		MZ -		
IDEAL LAP TIME : 3:00.728		BEST LAP TIME : 3:02.140		DIFFERENCE : 1.412		
LAP	SECTOR 1	SECTOR 2	LAP TIME	MPH	DIFF	TIME OF DAY

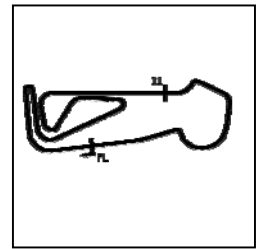
Weather / Track : Rain / Wet

Snetterton 300
Circuit Length = 2.9689 miles
Start: 13:10 Flag 13:25 End: 13:28

BMCRC - MRO Championships 2019 - Rnd 5 @ Snetterton

Chilton Motors 250 MZs & BMCRC Blue Haze 2-Stroke GP

RACE 5 - SECTOR ANALYSIS



SECTOR 1 = FL to I1, SECTOR 2 = I1 to FL, DIFF = Difference To Personal Best Lap, P = Crossed Finish Line in Pit Lane, D = Time Disallowed

1 -		1:02.335	3:14.519	54.94	12.379	13:13:51.347
2 -	2:07.850	1:01.051	3:08.901	56.58	6.761	13:17:00.248
3 -	2:02.451	1:00.954	3:03.405 (3)	58.27	1.265	13:20:03.653
4 -	2:00.843	1:01.297	3:02.140 (1)	58.68		13:23:05.793
5 -	2:02.595	59.885	3:02.480 (2)	58.57	0.340	13:26:08.273

P8 47		Richard FAYERS		MZ -		
IDEAL LAP TIME : 3:01.000		BEST LAP TIME : 3:01.696		DIFFERENCE : 0.696		
LAP	SECTOR 1	SECTOR 2	LAP TIME	MPH	DIFF	TIME OF DAY
1 -		1:02.873	3:15.621	54.63	13.925	13:13:52.449
2 -	2:05.197	1:00.736	3:05.933 (3)	57.48	4.237	13:16:58.382
3 -	2:02.418	1:02.390	3:04.808 (2)	57.83	3.112	13:20:03.190
4 -	2:05.102	1:02.642	3:07.744	56.92	6.048	13:23:10.934
5 -	2:00.264	1:01.432	3:01.696 (1)	58.82		13:26:12.630

P9 9		Gary HOWLETT		MZ - HS Racing		
IDEAL LAP TIME : 3:04.982		BEST LAP TIME : 3:05.603		DIFFERENCE : 0.621		
LAP	SECTOR 1	SECTOR 2	LAP TIME	MPH	DIFF	TIME OF DAY
1 -		1:02.742	3:15.199	54.75	9.596	13:13:52.027
2 -	2:03.465	1:02.138	3:05.603 (1)	57.58		13:16:57.630
3 -	2:04.222	1:01.928	3:06.150 (3)	57.41	0.547	13:20:03.780
4 -	2:03.054	1:02.785	3:05.839 (2)	57.51	0.236	13:23:09.619
5 -	2:04.230	1:03.242	3:07.472	57.01	1.869	13:26:17.091

P10 83 GPF		Paul GODBOLD		Yamaha - Hill farm tree services		
IDEAL LAP TIME : 2:49.480		BEST LAP TIME : 2:49.712		DIFFERENCE : 0.232		
LAP	SECTOR 1	SECTOR 2	LAP TIME	MPH	DIFF	TIME OF DAY
1 -		58.392	4:17.650	41.48	1:27.938	13:14:54.478
2 -	1:51.107	58.605	2:49.712 (1)	62.97		13:17:44.190
3 -	1:52.175	59.875	2:52.050 (3)	62.12	2.338	13:20:36.240
4 -	1:51.088	58.917	2:50.005 (2)	62.86	0.293	13:23:26.245
5 -	1:53.902	1:01.573	2:55.475	60.90	5.763	13:26:21.720

P11 5		Garry SAMETT		MZ - smallmouse		
IDEAL LAP TIME : 3:04.571		BEST LAP TIME : 3:04.571		DIFFERENCE : 0.000		
LAP	SECTOR 1	SECTOR 2	LAP TIME	MPH	DIFF	TIME OF DAY
1 -		1:06.080	3:26.148	51.84	21.577	13:14:02.976
2 -	2:07.354	1:04.082	3:11.436	55.83	6.865	13:17:14.412
3 -	2:03.234	1:02.477	3:05.711 (2)	57.55	1.140	13:20:20.123
4 -	2:02.176	1:02.395	3:04.571 (1)	57.90		13:23:24.694
5 -	2:03.100	1:02.785	3:05.885 (3)	57.49	1.314	13:26:30.579

P12 169 GP		John HOGG		Yamaha -		
IDEAL LAP TIME : 2:49.175		BEST LAP TIME : 2:49.175		DIFFERENCE : 0.000		
LAP	SECTOR 1	SECTOR 2	LAP TIME	MPH	DIFF	TIME OF DAY
1 -		57.379	4:19.574	41.17	1:30.399	13:14:56.402
2 -	1:53.895	55.280	2:49.175 (1)	63.17		13:17:45.577
3 -	1:55.575	1:00.389	2:55.964 (2)	60.74	6.789	13:20:41.541
4 -	2:03.000	58.739	3:01.739	58.81	12.564	13:23:43.280
5 -	1:59.247	59.061	2:58.308 (3)	59.94	9.133	13:26:41.588

P13 64 GP		Phil ELLIS		Suzuki -		
IDEAL LAP TIME : 2:51.192		BEST LAP TIME : 2:51.402		DIFFERENCE : 0.210		
LAP	SECTOR 1	SECTOR 2	LAP TIME	MPH	DIFF	TIME OF DAY
1 -		1:01.042	4:30.847	39.46	1:39.445	13:15:07.675
2 -	1:57.697	59.249	2:56.946	60.40	5.544	13:18:04.621
3 -	1:55.130	58.021	2:53.151 (3)	61.72	1.749	13:20:57.772
4 -	1:55.433	57.340	2:52.773 (2)	61.86	1.371	13:23:50.545

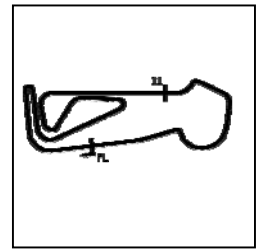
Weather / Track : Rain / Wet

Snetterton 300
Circuit Length = 2.9689 miles
Start: 13:10 Flag 13:25 End: 13:28

BMCRC - MRO Championships 2019 - Rnd 5 @ Snetterton

Chilton Motors 250 MZs & BMCRC Blue Haze 2-Stroke GP

RACE 5 - SECTOR ANALYSIS



SECTOR 1 = FL to I1, SECTOR 2 = I1 to FL, DIFF = Difference To Personal Best Lap, P = Crossed Finish Line in Pit Lane, D = Time Disallowed

5 - **1:53.852** 57.550 **2:51.402 (1)** **62.35** **13:26:41.947**

P14 60 GPF Daniel GOUGH		Yamaha - G Force Motorcycles				
IDEAL LAP TIME : 2:51.224		BEST LAP TIME : 2:52.091		DIFFERENCE : 0.867		
LAP	SECTOR 1	SECTOR 2	LAP TIME	MPH	DIFF	TIME OF DAY
1 -		1:00.376	4:26.471	40.10	1:34.380	13:15:03.299
2 -	1:57.579	59.628	2:57.207	60.31	5.116	13:18:00.506
3 -	1:55.809	1:00.563	2:56.372 (3)	60.59	4.281	13:20:56.878
4 -	1:55.037	57.993	2:53.030 (2)	61.77	0.939	13:23:49.908
5 -	1:53.231	58.860	2:52.091 (1)	62.10		13:26:41.999

P15 77 GPF Neil GRANT		Yamaha - Merlin Pipes				
IDEAL LAP TIME : 2:52.349		BEST LAP TIME : 2:52.747		DIFFERENCE : 0.398		
LAP	SECTOR 1	SECTOR 2	LAP TIME	MPH	DIFF	TIME OF DAY
1 -		59.938	4:23.491	40.56	1:30.744	13:15:00.319
2 -	1:58.229	1:00.304	2:58.533	59.86	5.786	13:17:58.852
3 -	1:56.244	1:01.116	2:57.360 (3)	60.26	4.613	13:20:56.212
4 -	1:55.970	59.480	2:55.450 (2)	60.91	2.703	13:23:51.662
5 -	1:52.869	59.878	2:52.747 (1)	61.87		13:26:44.409

P16 71 GPF Richard HICKLING		Aprilia - All the Pickles				
IDEAL LAP TIME : 2:52.467		BEST LAP TIME : 2:53.108		DIFFERENCE : 0.641		
LAP	SECTOR 1	SECTOR 2	LAP TIME	MPH	DIFF	TIME OF DAY
1 -		1:00.945	4:30.032	39.58	1:36.924	13:15:06.860
2 -	1:57.372	1:00.043	2:57.415	60.24	4.307	13:18:04.275
3 -	1:55.793	59.615	2:55.408 (3)	60.93	2.300	13:20:59.683
4 -	1:55.121	58.576	2:53.697 (2)	61.53	0.589	13:23:53.380
5 -	1:53.891	59.217	2:53.108 (1)	61.74		13:26:46.488

P17 121 GPF Ben HUNTER		Yamaha -				
IDEAL LAP TIME : 2:57.917		BEST LAP TIME : 2:58.123		DIFFERENCE : 0.206		
LAP	SECTOR 1	SECTOR 2	LAP TIME	MPH	DIFF	TIME OF DAY
1 -		1:00.313	4:28.072	39.87	1:29.949	13:15:04.900
2 -	1:58.586	1:00.306	2:58.892 (3)	59.74	0.769	13:18:03.792
3 -	2:00.076	1:01.516	3:01.592	58.85	3.469	13:21:05.384
4 -	1:58.369	59.912	2:58.281 (2)	59.95	0.158	13:24:03.665
5 -	1:58.005	1:00.118	2:58.123 (1)	60.00		13:27:01.788

P18 21 GP Stuart THURTLÉ		Honda - TeamTortoise				
IDEAL LAP TIME : 3:03.753		BEST LAP TIME : 3:03.955		DIFFERENCE : 0.202		
LAP	SECTOR 1	SECTOR 2	LAP TIME	MPH	DIFF	TIME OF DAY
1 -		1:02.801	4:36.005	38.72	1:32.050	13:15:12.833
2 -	2:02.744	1:01.987	3:04.731 (3)	57.85	0.776	13:18:17.564
3 -	2:01.856	1:02.757	3:04.613 (2)	57.89	0.658	13:21:22.177
4 -	2:02.058	1:01.897	3:03.955 (1)	58.10		13:24:26.132
5 -	2:03.163	1:03.477	3:06.640	57.26	2.685	13:27:32.772

P19 27 GPF Richard HAYWARD		Yamaha - Gforce Motorcycles				
IDEAL LAP TIME : 3:04.949		BEST LAP TIME : 3:06.097		DIFFERENCE : 1.148		
LAP	SECTOR 1	SECTOR 2	LAP TIME	MPH	DIFF	TIME OF DAY
1 -		1:05.369	4:42.965	37.77	1:36.868	13:15:19.793
2 -	2:04.203	1:03.065	3:07.268 (3)	57.07	1.171	13:18:27.061
3 -	2:08.680	1:03.354	3:12.034	55.65	5.937	13:21:39.095
4 -	2:02.547	1:03.550	3:06.097 (1)	57.43		13:24:45.192
5 -	2:01.884	1:04.608	3:06.492 (2)	57.31	0.395	13:27:51.684

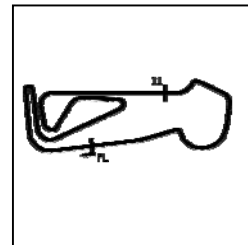
Weather / Track : Rain / Wet

Snetterton 300
Circuit Length = 2.9689 miles
Start: 13:10 Flag 13:25 End: 13:28

BMCRC - MRO Championships 2019 - Rnd 5 @ Snetterton

Chilton Motors 250 MZs & BMCRC Blue Haze 2-Stroke GP

RACE 5 - SECTOR ANALYSIS



SECTOR 1 = FL to I1, SECTOR 2 = I1 to FL, DIFF = Difference To Personal Best Lap, P = Crossed Finish Line in Pit Lane, D = Time Disallowed

P20 11 GPF		Gael MACHARD		Aprilia -		
IDEAL LAP TIME : 3:06.102		BEST LAP TIME : 3:06.896		DIFFERENCE : 0.794		
LAP	SECTOR 1	SECTOR 2	LAP TIME	MPH	DIFF	TIME OF DAY
1 -		1:05.227	4:42.563	37.82	1:35.667	13:15:19.391
2 -	2:06.012	1:03.995	3:10.007	56.25	3.111	13:18:29.398
3 -	2:05.234	1:03.966	3:09.200 (3)	56.49	2.304	13:21:38.598
4 -	2:02.667	1:04.286	3:06.953 (2)	57.16	0.057	13:24:45.551
5 -	2:03.461	1:03.435	3:06.896 (1)	57.18		13:27:52.447

P21 808 GPF		Mason JOHNSON		Aprilia - D&D Racing		
IDEAL LAP TIME : 3:16.593		BEST LAP TIME : 3:16.593		DIFFERENCE : 0.000		
LAP	SECTOR 1	SECTOR 2	LAP TIME	MPH	DIFF	TIME OF DAY
1 -		1:10.719	4:55.429	36.17	1:38.836	13:15:32.257
2 -	2:16.249	1:08.840	3:25.089 (3)	52.11	8.496	13:18:57.346
3 -	2:11.567	1:08.021	3:19.588 (2)	53.55	2.995	13:22:16.934
4 -	2:09.921	1:06.672	3:16.593 (1)	54.36		13:25:33.527

P22 67 GPF		Mark BAILEY		Yamaha - Gforce motorcycles		
IDEAL LAP TIME : 3:50.543		BEST LAP TIME : 3:51.314		DIFFERENCE : 0.771		
LAP	SECTOR 1	SECTOR 2	LAP TIME	MPH	DIFF	TIME OF DAY
1 -		1:17.963	5:15.960	33.82	1:24.646	13:15:52.788
2 -	2:32.580	1:18.734	3:51.314 (1)	46.20		13:19:44.102
3 -	2:33.093	1:19.392	3:52.485 (2)	45.97	1.171	13:23:36.587
4 -	2:37.109	1:19.874	3:56.983 (3)	45.10	5.669	13:27:33.570

P23 75		Peter WOODALL		MZ - Core Projects Ltd		
IDEAL LAP TIME : 2:54.996		BEST LAP TIME : 2:54.996		DIFFERENCE : 0.000		
LAP	SECTOR 1	SECTOR 2	LAP TIME	MPH	DIFF	TIME OF DAY
1 -		1:00.320	3:09.267	56.47	14.271	13:13:46.095
2 -	1:59.016	1:00.154	2:59.170 (2)	59.65	4.174	13:16:45.265
3 -	1:59.369	59.810	2:59.179 (3)	59.65	4.183	13:19:44.444
4 -	1:57.114	57.882	2:54.996 (1)	61.07		13:22:39.440

P24 41		Gary WILLIAMS		MZ -		
IDEAL LAP TIME : 3:03.468		BEST LAP TIME : 3:04.429		DIFFERENCE : 0.961		
LAP	SECTOR 1	SECTOR 2	LAP TIME	MPH	DIFF	TIME OF DAY
1 -		1:02.766	3:17.093	54.22	12.664	13:13:53.921
2 -	2:05.747	1:01.974	3:07.721 (3)	56.93	3.292	13:17:01.642
3 -	2:02.886	1:01.543	3:04.429 (1)	57.95		13:20:06.071
4 -	2:03.007	1:02.542	3:05.549 (2)	57.60	1.120	13:23:11.620

P25 53 GP		Mark WHITING		Yamaha - Mark whiting		
IDEAL LAP TIME : 2:43.491		BEST LAP TIME : 2:43.491		DIFFERENCE : 0.000		
LAP	SECTOR 1	SECTOR 2	LAP TIME	MPH	DIFF	TIME OF DAY
1 -		56.833	4:13.836	42.10	1:30.345	13:14:50.664
2 -	1:47.698	55.793	2:43.491 (1)	65.37		13:17:34.155

Weather / Track : Rain / Wet

Snetterton 300
Circuit Length = 2.9689 miles
Start: 13:10 Flag 13:25 End: 13:28

BMCRC - MRO Championships 2019 - Rnd 5 @ Snetterton

Chilton Motors 250 MZs & BMCRC Blue Haze 2-Stroke GP

RACE 5 - BEST SECTORS

SECTOR 1			SECTOR 2			IDEAL / BEST COMPARISON						
POS	NO	NAME	TIME	NO	NAME	TIME	POS	NO	NAME	IDEAL	BEST	DIFF
1	53	WHITING	1:47.698	70	BURSCOUGH	54.950	1	53	WHITING	2:43.491	2:43.491	0.000
2	70	BURSCOUGH	1:48.769	169	HOGG	55.280	2	70	BURSCOUGH	2:43.719	2:43.893	0.174
3	55	TOLAND	1:49.602	53	WHITING	55.793	3	55	TOLAND	2:46.180	2:46.316	0.136
4	83	GODBOLD	1:51.088	55	TOLAND	56.578	4	169	HOGG	2:49.175	2:49.175	0.000
5	77	GRANT	1:52.869	64	ELLIS	57.340	5	83	GODBOLD	2:49.480	2:51.712	0.232
6	60	GOUGH	1:53.231	85	WALES	57.598	6	64	ELLIS	2:51.192	2:51.402	0.210
7	64	ELLIS	1:53.852	75	WOODALL	57.882	7	60	GOUGH	2:51.224	2:52.091	0.867
8	71	HICKLING	1:53.891	60	GOUGH	57.993	8	85	WALES	2:51.793	2:52.649	0.856
9	169	HOGG	1:53.895	69	MANN	58.130	9	77	GRANT	2:52.349	2:52.747	0.398
10	85	WALES	1:54.195	83	GODBOLD	58.392	10	71	HICKLING	2:52.467	2:53.108	0.641
11	69	MANN	1:55.226	71	HICKLING	58.576	11	69	MANN	2:53.356	2:53.420	0.064
12	75	WOODALL	1:57.114	77	GRANT	59.480	12	75	WOODALL	2:54.996	2:54.996	0.000
13	121	HUNTER	1:58.005	44	DESSOY	59.540	13	44	DESSOY	2:57.602	2:57.602	0.000
14	44	DESSOY	1:58.062	32	ASHMEAD	59.885	14	121	HUNTER	2:57.917	2:58.123	0.206
15	113	NEWMAN	1:58.879	121	HUNTER	59.912	15	113	NEWMAN	2:59.102	2:59.102	0.000
16	47	FAYERS	2:00.264	113	NEWMAN	1:00.223	16	32	ASHMEAD	3:00.728	3:02.140	1.412
17	32	ASHMEAD	2:00.843	47	FAYERS	1:00.736	17	47	FAYERS	3:01.000	3:01.696	0.696
18	21	THURTL	2:01.856	41	WILLIAMS	1:01.543	18	41	WILLIAMS	3:03.468	3:04.429	0.961
19	27	HAYWARD	2:01.884	21	THURTL	1:01.897	19	21	THURTL	3:03.753	3:03.955	0.202
20	41	WILLIAMS	2:01.925	9	HOWLETT	1:01.928	20	5	SAMETT	3:04.571	3:04.571	0.000
21	5	SAMETT	2:02.176	5	SAMETT	1:02.395	21	27	HAYWARD	3:04.949	3:06.097	1.148
22	11	MACHARD	2:02.667	27	HAYWARD	1:03.065	22	9	HOWLETT	3:04.982	3:05.603	0.621
23	9	HOWLETT	2:03.054	11	MACHARD	1:03.435	23	11	MACHARD	3:06.102	3:06.896	0.794
24	808	JOHNSON	2:09.921	808	JOHNSON	1:06.672	24	808	JOHNSON	3:16.593	3:16.593	0.000
25	67	BAILEY	2:32.580	67	BAILEY	1:17.963	25	67	BAILEY	3:50.543	3:51.314	0.771
26												
27												
28												
29												
30												
31												
32												
33												
34												

Weather / Track : Rain / Wet

Results can be found at www.tsl-timing.com

Snetterton 300

Circuit Length = 2.9689 miles

Start: 13:10 Flag 13:25 End: 13:28

Printed - 13:30 Saturday, 08 June 2019



BMCRC - MRO Championships 2019 - Rnd 5 @ Snetterton

Chilton Motors 250 MZs & BMCRC Blue Haze 2-Stroke GP

RACE 14 - GRID (5 Laps)

ROW 16	1	1	46	208 Adam NELSON		
ROW 15	45	121 Roger MARSH	44	666 Alf MOSSELL	43	691 Mark ELLERAY
ROW 14	42	144 Stephen DUNN	41	125 Ben MILES	40	15 Max HOUSE
ROW 13	39	101 Andrew DAVIES	38	7 Peter MOORE	37	13 Doug EDMONDSON
ROW 12	36	67 3:51.314 Mark BAILEY	35	808 3:16.593 Mason JOHNSON	34	11 3:06.896 Gael MACHARD
ROW 11	33	27 3:06.097 Richard HAYWARD	32	21 3:03.955 Stuart THURTL	31	121 2:58.123 Ben HUNTER
ROW 10	30	71 2:53.108 Richard HICKLING	29	77 2:52.747 Neil GRANT	28	60 2:52.091 Daniel GOUGH
ROW 9	27	64 2:51.402 Phil ELLIS	26	83 2:49.712 Paul GOBOLD	25	169 2:49.175 John HOGG
ROW 8	24	55 2:46.316 Paul TOLAND	23	70 2:43.893 Andrew BURSCOUGH	22	53 2:43.491 Mark WHITING
ROW 7	21		20		19	
ROW 6	18		17		16	95 Christopher ROGERS
ROW 5	15	566 Michael WILBY	14	48 Kevin SABBARTON	13	66 Mark VINCENT
ROW 4	12	26 Andy HOWLETT	11	38 Chris PETTET	10	9 3:05.603 Gary HOWLETT
ROW 3	9	5 3:04.571 Garry SAMETT	8	41 3:04.429 Gary WILLIAMS	7	32 3:02.140 John ASHMEAD
ROW 2	6	47 3:01.696 Richard FAYERS	5	113 2:59.102 Liam NEWMAN	4	44 2:57.602 Robert DESSOY
ROW 1	3	75 2:54.996 Peter WOODALL	2	69 2:53.420 Alexander MANN	1	85 2:52.649 Andrew WALES
						Pole

Snetterton 300
 Circuit Length = 2.9689 miles

These results are provisional until the conclusion of any judicial and technical matters.

Clerk Of Course :	Timekeeper :
-------------------	--------------

Results can be found at www.tsl-timing.com

Printed - 13:36 Saturday, 08 June 2019





BMCRC - MRO Championships 2019 - Rnd 5 @ Snetterton

Chilton Motors 250 MZs & BMCRC Blue Haze 2-Stroke GP

RACE 14 - CLASSIFICATION

POS	NO	CL	PIC NAME	ENTRY	LAPS	TIME	GAP	DIFF	MPH	BEST	ON
1	75		1 Peter WOODALL	MZ - Core Projects Ltd	5	12:27.752			71.46	2:26.955	3
2	69		2 Alexander MANN	MZ - HS RACING	5	12:29.720	1.968	1.968	71.28	2:26.866	5
3	85		3 Andrew WALES	MZ - Illuminated Design LTD	5	12:31.162	3.410	1.442	71.14	2:26.822	5
4	44		4 Robert DESSOY	MZ - Eastern Garage Racing	5	12:32.216	4.464	1.054	71.04	2:28.202	5
5	125	GPF	1 Ben MILES	Yamaha - Allspeed	5	12:51.993	24.241	19.777	69.22	2:16.401	5
6	101	GPF	2 Andrew DAVIES	Yamaha - GIBSON EXHAUSTS	5	12:52.045	24.293	0.052	69.21	2:16.520	5
7	70	GPF	3 Andrew BURSCOUGH	Yamaha - Apollo Tuning	5	12:59.032	31.280	6.987	68.59	2:18.322	4
8	55	GPF	4 Paul TOLAND	Yamaha -	5	13:01.635	33.883	2.603	68.36	2:19.204	4
9	53	GP	1 Mark WHITING	Yamaha - Mark whiting	5	13:04.855	37.103	3.220	68.08	2:21.328	3
10	113		5 Liam NEWMAN	MZ - Team newman racing	5	13:07.962	40.210	3.107	67.82	2:35.382	5
11	32		6 John ASHMEAD	MZ -	5	13:09.172	41.420	1.210	67.71	2:35.609	5
12	64	GP	2 Phil ELLIS	Suzuki -	5	13:09.176	41.424	0.004	67.71	2:17.784	5
13	83	GPF	5 Paul GODBOLD	Yamaha - Hill farm tree services	5	13:09.682	41.930	0.506	67.67	2:22.442	5
14	169	GP	3 John HOGG	Yamaha -	5	13:14.778	47.026	5.096	67.23	2:21.352	5
15	9		7 Gary HOWLETT	MZ - HS Racing	5	13:17.298	49.546	2.520	67.02	2:37.039	3
16	121	GPF	6 Ben HUNTER	Yamaha -	5	13:22.425	54.673	5.127	66.59	2:25.421	5
17	5		8 Garry SAMETT	MZ - smallmouse	5	13:28.982	1:01.230	6.557	66.05	2:38.379	5
18	47		9 Richard FAYERS	MZ -	5	13:30.982	1:03.230	2.000	65.89	2:39.514	5
19	144	GPF	7 Stephen DUNN	Yamaha -	5	13:40.492	1:12.740	9.510	65.13	2:26.339	2
20	41		10 Gary WILLIAMS	MZ -	5	13:59.157	1:31.405	18.665	63.68	2:45.202	4
21	27	GPF	8 Richard HAYWARD	Yamaha - Gforce Motorcycles	5	13:59.443	1:31.691	0.286	63.66	2:30.302	5
22	60	GPF	9 Daniel GOUGH	Yamaha - G Force Motorcycles	5	14:00.647	1:32.895	1.204	63.57	2:31.314	4
23	21	GP	4 Stuart THURTTLE	Honda - TeamTortoise	5	14:00.973	1:33.221	0.326	63.54	2:30.221	5
24	59	GPF	10 Neil HESMAN	Yamaha - Farkham Hall	5	14:04.056	1:36.304	3.083	63.31	2:32.135	3
25	808	GPF	11 Mason JOHNSON	Aprilia - D&D Racing	5	14:43.236	2:15.484	39.180	60.50	2:40.096	4
26	66		11 Mark VINCENT	MZ - Putoline	5	14:43.829	2:16.077	0.593	60.46	2:52.837	2
27	691	GPF	12 Mark ELLERAY	Yamaha - Abbot Solutions Ltd	5	14:56.984	2:29.232	13.155	59.57	2:41.446	4
28	26	R	1 Andy HOWLETT	MZ -	5	15:13.239	2:45.487	16.255	58.51	2:57.645	5
29	67	GPF	13 Mark BAILEY	Yamaha - Gforce motorcycles	4	12:34.548	1 Lap	1 Lap	56.65	2:48.950	2
30	666	GP	5 Alf MOSSELL	Suzuki - AMR Motorsport	4	13:03.113	1 Lap	28.565	54.59	2:53.407	4

NOT CLASSIFIED

DNF	71	GPF	Richard HICKLING	Aprilia - All the Pickles	4	11:22.929	1 Lap		62.60	2:28.707	4
DNF	13	GPF	Doug EDMONDSON	Yamaha - Stan Stephens Tuning	1	3:30.740	4 Laps	3 Laps	50.71		
DNF	77	GPF	Neil GRANT	Yamaha - Merlin Pipes	1	3:48.458	4 Laps	17.718	46.78		
DNF	11	GPF	Gael MACHARD	Aprilia -	1	3:48.916	4 Laps	0.458	46.68		
DNF	38		Chris PETTET	MZ -	0						

FASTEST LAP

125	GPF	Ben MILES	Yamaha - Allspeed	5	2:16.401	78.35 mph	126.10 kph
64	GP	Phil ELLIS	Suzuki -	5	2:17.784	77.57 mph	124.83 kph
85		Andrew WALES	MZ - Illuminated Design LTD	5	2:26.822	72.79 mph	117.15 kph
26	R	Andy HOWLETT	MZ -	5	2:57.645	60.16 mph	96.82 kph

Class - 92.5% of Race Speed = 66.10 mph
 Class GPF - 92.5% of Race Speed = 64.02 mph
 Class GP - 92.5% of Race Speed = 62.97 mph
 Class R - 92.5% of Race Speed = 54.12 mph

Snetterton 300
 Circuit Length = 2.9689 miles
 Start: 17:11 Flag 17:24 End: 17:27

Weather / Track : Cloudy / Damp
 These results are provisional until the conclusion of any judicial and technical matters.

Clerk Of Course :	Timekeeper :
-------------------	--------------



BMCRC - MRO Championships 2019 - Rnd 5 @ Snetterton

Chilton Motors 250 MZs & BMCRC Blue Haze 2-Stroke GP

RACE 14 - LAP CHART

LAP 1 @ 17:14:34.614		
NO	BEHIND	LAP TIME

75		2:35.865
85	0.025	2:35.890
69	0.034	2:35.899
44	0.178	2:36.043
113	4.241	2:40.106
32	5.982	2:41.847
9	11.541	2:47.406
47	11.665	2:47.530
5	14.303	2:50.168
41	17.069	2:52.934
66	23.013	2:58.878
26	34.393	3:10.258
13	54.875	3:30.740
53	59.800	3:35.665
70	1:00.205	3:36.070
55	1:00.912	3:36.777
125	1:00.964	3:36.829
83	1:01.101	3:36.966
101	1:02.607	3:38.472
121	1:03.343	3:39.208
169	1:07.391	3:43.256
64	1:09.697	3:45.562
77	1:12.593	3:48.458
144	1:12.864	3:48.729
27	1:13.043	3:48.908
11	1:13.051	3:48.916
60	1:13.159	3:49.024
21	1:14.197	3:50.062
59	1:14.967	3:50.832
71	1:15.051	3:50.916
808	1:21.288	3:57.153
691	1:27.199	4:03.064
67	1:28.597	4:04.462
666	1:41.783	4:17.648

LAP 2 @ 17:17:03.331		
NO	BEHIND	LAP TIME

75		2:28.717
69	0.904	2:29.587
85	1.410	2:30.102
44	1.620	2:30.159
113	12.870	2:37.346
32	13.760	2:36.495
9	21.208	2:38.384
5	25.667	2:40.081
47	25.730	2:42.782
41	34.542	2:46.190
66	47.133	2:52.837
125	53.543	2:21.296
70	53.875	2:22.387
53	55.281	2:24.198
101	56.036	2:22.146
55	56.587	2:24.392
83	57.148	2:24.764
121	1:00.873	2:26.247
169	1:01.759	2:23.085
64	1:04.446	2:23.466
26	1:07.878	3:02.202
144	1:10.486	2:26.339
27	1:18.301	2:33.975
60	1:18.875	2:34.433
59	1:19.165	2:32.915

71	1:19.388	2:33.054
21	1:19.792	2:34.312
808	1:34.301	2:41.730
691	1:42.775	2:44.293
67	1:48.830	2:48.950
666	2:07.773	2:54.707

LAP 3 @ 17:19:30.286		
NO	BEHIND	LAP TIME

75		2:26.955
69	2.694	2:28.745
85	3.481	2:29.026
44	3.664	2:28.999
113	23.559	2:37.644
32	24.200	2:37.395
9	31.292	2:37.039
5	39.255	2:40.543
47	40.239	2:41.464
125	45.688	2:19.100
70	46.958	2:20.038
101	47.150	2:18.069
53	49.654	2:21.328
55	50.109	2:20.477
83	52.974	2:22.781
41	54.997	2:47.410
169	59.497	2:24.693
121	1:00.019	2:26.101
64	1:00.196	2:22.705
144	1:13.527	2:29.996
66	1:16.175	2:55.997
71	1:22.685	2:30.252
59	1:24.345	2:32.135
27	1:26.057	2:34.711
60	1:26.223	2:34.303
21	1:26.424	2:33.587
26	1:42.724	3:01.801
808	1:48.623	2:41.277
691	2:00.954	2:45.134
67	2:13.993	2:52.118

LAP 4 @ 17:21:58.815		
NO	BEHIND	LAP TIME

75		2:28.529
69	2.788	2:28.623
44	3.948	2:28.813
85	4.274	2:29.322
666	1 Lap	2:57.351
113	32.514	2:37.484
32	33.497	2:37.826
101	35.459	2:16.838
125	35.526	2:18.367
70	36.751	2:18.322
9	39.946	2:37.183
55	40.784	2:19.204
53	43.169	2:22.044
83	47.174	2:22.729
5	50.537	2:39.811
64	51.326	2:19.659
47	51.402	2:39.692
169	53.360	2:22.392
121	56.938	2:25.448
41	1:11.670	2:45.202
144	1:14.043	2:29.045
71	1:22.863	2:28.707

60	1:29.008	2:31.314
27	1:29.075	2:31.547
59	1:30.002	2:34.186
21	1:30.686	2:32.791
66	1:45.677	2:58.031
808	2:00.190	2:40.096
691	2:13.871	2:41.446
26	2:15.528	3:01.333

LAP 5 @ 17:24:26.501		
NO	BEHIND	LAP TIME

75		2:27.686
69	1.968	2:26.866
85	3.410	2:26.822
44	4.464	2:28.202
67	1 Lap	2:49.018
125	24.241	2:16.401
101	24.293	2:16.520
70	31.280	2:22.215
55	33.883	2:20.785
666	1 Lap	2:53.407
53	37.103	2:21.620
113	40.210	2:35.382
32	41.420	2:35.609
64	41.424	2:17.784
83	41.930	2:22.442
169	47.026	2:21.352
9	49.546	2:37.286
121	54.673	2:25.421
5	1:01.230	2:38.379
47	1:03.230	2:39.514
144	1:12.740	2:26.383
41	1:31.405	2:47.421
27	1:31.691	2:30.302
60	1:32.895	2:31.573
21	1:33.221	2:30.221
59	1:36.304	2:33.988
808	2:15.484	2:42.980
66	2:16.077	2:58.086
691	2:29.232	2:43.047
26	2:45.487	2:57.645

Weather / Track : Cloudy / Damp

Results can be found at www.tsl-timing.com

Snetterton 300

Circuit Length = 2.9689 miles

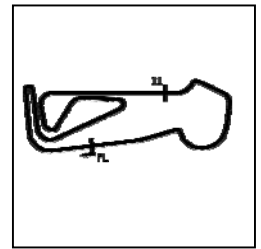
Start: 17:11 Flag 17:24 End: 17:27

Printed - 17:29 Saturday, 08 June 2019

BMCRC - MRO Championships 2019 - Rnd 5 @ Snetterton

Chilton Motors 250 MZs & BMCRC Blue Haze 2-Stroke GP

RACE 14 - SECTOR ANALYSIS



SECTOR 1 = FL to I1, SECTOR 2 = I1 to FL, DIFF = Difference To Personal Best Lap, P = Crossed Finish Line in Pit Lane, D = Time Disallowed

P1 75		Peter WOODALL		MZ - Core Projects Ltd		
IDEAL LAP TIME : 2:26.955		BEST LAP TIME : 2:26.955		DIFFERENCE : 0.000		
LAP	SECTOR 1	SECTOR 2	LAP TIME	MPH	DIFF	TIME OF DAY
1 -		49.398	2:35.865	68.57	8.910	17:14:34.614
2 -	1:39.766	48.951	2:28.717	71.86	1.762	17:17:03.331
3 -	1:38.230	48.725	2:26.955 (1)	72.73		17:19:30.286
4 -	1:39.249	49.280	2:28.529 (3)	71.95	1.574	17:21:58.815
5 -	1:38.314	49.372	2:27.686 (2)	72.37	0.731	17:24:26.501

P2 69		Alexander MANN		MZ - HS RACING		
IDEAL LAP TIME : 2:26.866		BEST LAP TIME : 2:26.866		DIFFERENCE : 0.000		
LAP	SECTOR 1	SECTOR 2	LAP TIME	MPH	DIFF	TIME OF DAY
1 -		49.735	2:35.899	68.55	9.033	17:14:34.648
2 -	1:40.266	49.321	2:29.587	71.45	2.721	17:17:04.235
3 -	1:39.672	49.073	2:28.745 (3)	71.85	1.879	17:19:32.980
4 -	1:38.889	49.734	2:28.623 (2)	71.91	1.757	17:22:01.603
5 -	1:38.310	48.556	2:26.866 (1)	72.77		17:24:28.469

P3 85		Andrew WALES		MZ - Illuminated Design LTD		
IDEAL LAP TIME : 2:26.822		BEST LAP TIME : 2:26.822		DIFFERENCE : 0.000		
LAP	SECTOR 1	SECTOR 2	LAP TIME	MPH	DIFF	TIME OF DAY
1 -		49.496	2:35.890	68.56	9.068	17:14:34.639
2 -	1:40.585	49.517	2:30.102	71.20	3.280	17:17:04.741
3 -	1:39.910	49.116	2:29.026 (2)	71.71	2.204	17:19:33.767
4 -	1:39.468	49.854	2:29.322 (3)	71.57	2.500	17:22:03.089
5 -	1:38.183	48.639	2:26.822 (1)	72.79		17:24:29.911

P4 44		Robert DESSOY		MZ - Eastern Garage Racing		
IDEAL LAP TIME : 2:28.202		BEST LAP TIME : 2:28.202		DIFFERENCE : 0.000		
LAP	SECTOR 1	SECTOR 2	LAP TIME	MPH	DIFF	TIME OF DAY
1 -		50.183	2:36.043	68.49	7.841	17:14:34.792
2 -	1:40.042	50.117	2:30.159	71.17	1.957	17:17:04.951
3 -	1:39.705	49.294	2:28.999 (3)	71.73	0.797	17:19:33.950
4 -	1:39.260	49.553	2:28.813 (2)	71.82	0.611	17:22:02.763
5 -	1:39.036	49.166	2:28.202 (1)	72.11		17:24:30.965

P5 125 GPF		Ben MILES		Yamaha - Allspeed		
IDEAL LAP TIME : 2:16.401		BEST LAP TIME : 2:16.401		DIFFERENCE : 0.000		
LAP	SECTOR 1	SECTOR 2	LAP TIME	MPH	DIFF	TIME OF DAY
1 -		46.498	3:36.829	49.29	1:20.428	17:15:35.578
2 -	1:34.426	46.870	2:21.296	75.64	4.895	17:17:56.874
3 -	1:32.812	46.288	2:19.100 (3)	76.83	2.699	17:20:15.974
4 -	1:32.288	46.079	2:18.367 (2)	77.24	1.966	17:22:34.341
5 -	1:30.984	45.417	2:16.401 (1)	78.35		17:24:50.742

P6 101 GPF		Andrew DAVIES		Yamaha - GIBSON EXHAUSTS		
IDEAL LAP TIME : 2:16.414		BEST LAP TIME : 2:16.520		DIFFERENCE : 0.106		
LAP	SECTOR 1	SECTOR 2	LAP TIME	MPH	DIFF	TIME OF DAY
1 -		47.320	3:38.472	48.92	1:21.952	17:15:37.221
2 -	1:33.944	48.202	2:22.146	75.19	5.626	17:17:59.367
3 -	1:31.579	46.490	2:18.069 (3)	77.41	1.549	17:20:17.436
4 -	1:30.697	46.141	2:16.838 (2)	78.10	0.318	17:22:34.274
5 -	1:30.803	45.717	2:16.520 (1)	78.28		17:24:50.794

P7 70 GPF		Andrew BURSCOUGH		Yamaha - Apollo Tuning		
IDEAL LAP TIME : 2:18.322		BEST LAP TIME : 2:18.322		DIFFERENCE : 0.000		
LAP	SECTOR 1	SECTOR 2	LAP TIME	MPH	DIFF	TIME OF DAY
1 -		47.320	3:38.472	48.92	1:21.952	17:15:37.221
2 -	1:33.944	48.202	2:22.146	75.19	5.626	17:17:59.367
3 -	1:31.579	46.490	2:18.069 (3)	77.41	1.549	17:20:17.436
4 -	1:30.697	46.141	2:16.838 (2)	78.10	0.318	17:22:34.274
5 -	1:30.803	45.717	2:16.520 (1)	78.28		17:24:50.794

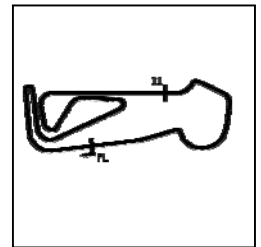
Weather / Track : Cloudy / Damp

Snetterton 300
Circuit Length = 2.9689 miles
Start: 17:11 Flag 17:24 End: 17:27

BMCRC - MRO Championships 2019 - Rnd 5 @ Snetterton

Chilton Motors 250 MZs & BMCRC Blue Haze 2-Stroke GP

RACE 14 - SECTOR ANALYSIS



SECTOR 1 = FL to I1, SECTOR 2 = I1 to FL, DIFF = Difference To Personal Best Lap, P = Crossed Finish Line in Pit Lane, D = Time Disallowed

1 -		48.115		3:36.070	49.46	1:17.748	17:15:34.819
2 -	1:34.938	47.449		2:22.387	75.06	4.065	17:17:57.206
3 -	1:33.142	46.896		2:20.038 (2)	76.32	1.716	17:20:17.244
4 -	1:31.891	46.431		2:18.322 (1)	77.26		17:22:35.566
5 -	1:32.851	49.364		2:22.215 (3)	75.15	3.893	17:24:57.781

P8	55 GPF	Paul TOLAND	Yamaha -				
IDEAL LAP TIME : 2:19.204		BEST LAP TIME : 2:19.204	DIFFERENCE : 0.000				
LAP	SECTOR 1	SECTOR 2	LAP TIME	MPH	DIFF	TIME OF DAY	
1 -		47.400	3:36.777	49.30	1:17.573	17:15:35.526	
2 -	1:35.626	48.766	2:24.392	74.02	5.188	17:17:59.918	
3 -	1:33.099	47.378	2:20.477 (2)	76.08	1.273	17:20:20.395	
4 -	1:32.563	46.641	2:19.204 (1)	76.77		17:22:39.599	
5 -	1:33.573	47.212	2:20.785 (3)	75.91	1.581	17:25:00.384	

P9	53 GP	Mark WHITING	Yamaha - Mark whiting				
IDEAL LAP TIME : 2:20.623		BEST LAP TIME : 2:21.328	DIFFERENCE : 0.705				
LAP	SECTOR 1	SECTOR 2	LAP TIME	MPH	DIFF	TIME OF DAY	
1 -		48.256	3:35.665	49.55	1:14.337	17:15:34.414	
2 -	1:36.118	48.080	2:24.198	74.12	2.870	17:17:58.612	
3 -	1:33.749	47.579	2:21.328 (1)	75.62		17:20:19.940	
4 -	1:34.838	47.206	2:22.044 (3)	75.24	0.716	17:22:41.984	
5 -	1:33.417	48.203	2:21.620 (2)	75.47	0.292	17:25:03.604	

P10	113	Liam NEWMAN	MZ - Team newman racing				
IDEAL LAP TIME : 2:35.162		BEST LAP TIME : 2:35.382	DIFFERENCE : 0.220				
LAP	SECTOR 1	SECTOR 2	LAP TIME	MPH	DIFF	TIME OF DAY	
1 -		51.226	2:40.106	66.75	4.724	17:14:38.855	
2 -	1:44.779	52.567	2:37.346 (2)	67.92	1.964	17:17:16.201	
3 -	1:45.406	52.238	2:37.644	67.79	2.262	17:19:53.845	
4 -	1:45.226	52.258	2:37.484 (3)	67.86	2.102	17:22:31.329	
5 -	1:43.936	51.446	2:35.382 (1)	68.78		17:25:06.711	

P11	32	John ASHMEAD	MZ -				
IDEAL LAP TIME : 2:35.609		BEST LAP TIME : 2:35.609	DIFFERENCE : 0.000				
LAP	SECTOR 1	SECTOR 2	LAP TIME	MPH	DIFF	TIME OF DAY	
1 -		51.656	2:41.847	66.03	6.238	17:14:40.596	
2 -	1:44.913	51.582	2:36.495 (2)	68.29	0.886	17:17:17.091	
3 -	1:44.826	52.569	2:37.395 (3)	67.90	1.786	17:19:54.486	
4 -	1:44.769	53.057	2:37.826	67.72	2.217	17:22:32.312	
5 -	1:44.100	51.509	2:35.609 (1)	68.68		17:25:07.921	

P12	64 GP	Phil ELLIS	Suzuki -				
IDEAL LAP TIME : 2:17.544		BEST LAP TIME : 2:17.784	DIFFERENCE : 0.240				
LAP	SECTOR 1	SECTOR 2	LAP TIME	MPH	DIFF	TIME OF DAY	
1 -		49.680	3:45.562	47.38	1:27.778	17:15:44.311	
2 -	1:35.645	47.821	2:23.466	74.49	5.682	17:18:07.777	
3 -	1:35.518	47.187	2:22.705 (3)	74.89	4.921	17:20:30.482	
4 -	1:33.261	46.398	2:19.659 (2)	76.52	1.875	17:22:50.141	
5 -	1:31.146	46.638	2:17.784 (1)	77.57		17:25:07.925	

P13	83 GPF	Paul GODBOLD	Yamaha - Hill farm tree services				
IDEAL LAP TIME : 2:21.613		BEST LAP TIME : 2:22.442	DIFFERENCE : 0.829				
LAP	SECTOR 1	SECTOR 2	LAP TIME	MPH	DIFF	TIME OF DAY	
1 -		47.803	3:36.966	49.26	1:14.524	17:15:35.715	
2 -	1:36.052	48.712	2:24.764	73.83	2.322	17:18:00.479	
3 -	1:34.360	48.421	2:22.781 (3)	74.85	0.339	17:20:23.260	
4 -	1:34.717	48.012	2:22.729 (2)	74.88	0.287	17:22:45.989	

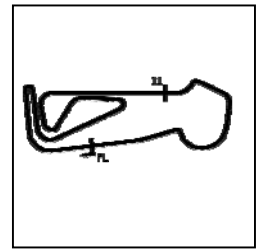
Weather / Track : Cloudy / Damp

Snetterton 300
Circuit Length = 2.9689 miles
Start: 17:11 Flag 17:24 End: 17:27

BMCRC - MRO Championships 2019 - Rnd 5 @ Snetterton

Chilton Motors 250 MZs & BMCRC Blue Haze 2-Stroke GP

RACE 14 - SECTOR ANALYSIS



SECTOR 1 = FL to I1, SECTOR 2 = I1 to FL, DIFF = Difference To Personal Best Lap, P = Crossed Finish Line in Pit Lane, D = Time Disallowed

5 - 1:35.189 **47.253** **2:22.442 (1)** **75.03** **17:25:08.431**

P14 169 GP		John HOGG		Yamaha -			
IDEAL LAP TIME : 2:21.352		BEST LAP TIME : 2:21.352		DIFFERENCE : 0.000			
LAP	SECTOR 1	SECTOR 2	LAP TIME	MPH	DIFF	TIME OF DAY	
1 -		47.867	3:43.256	47.87	1:21.904	17:15:42.005	
2 -	1:34.977	48.108	2:23.085 (3)	74.69	1.733	17:18:05.090	
3 -	1:36.484	48.209	2:24.693	73.86	3.341	17:20:29.783	
4 -	1:35.259	47.133	2:22.392 (2)	75.06	1.040	17:22:52.175	
5 -	1:34.297	47.055	2:21.352 (1)	75.61		17:25:13.527	

P15 9		Gary HOWLETT		MZ - HS Racing			
IDEAL LAP TIME : 2:36.374		BEST LAP TIME : 2:37.039		DIFFERENCE : 0.665			
LAP	SECTOR 1	SECTOR 2	LAP TIME	MPH	DIFF	TIME OF DAY	
1 -		52.855	2:47.406	63.84	10.367	17:14:46.155	
2 -	1:45.943	52.441	2:38.384	67.48	1.345	17:17:24.539	
3 -	1:45.182	51.857	2:37.039 (1)	68.06		17:20:01.578	
4 -	1:44.517	52.666	2:37.183 (2)	67.99	0.144	17:22:38.761	
5 -	1:45.063	52.223	2:37.286 (3)	67.95	0.247	17:25:16.047	

P16 121 GPF		Ben HUNTER		Yamaha -			
IDEAL LAP TIME : 2:24.692		BEST LAP TIME : 2:25.421		DIFFERENCE : 0.729			
LAP	SECTOR 1	SECTOR 2	LAP TIME	MPH	DIFF	TIME OF DAY	
1 -		48.398	3:39.208	48.75	1:13.787	17:15:37.957	
2 -	1:36.294	49.953	2:26.247	73.08	0.826	17:18:04.204	
3 -	1:36.899	49.202	2:26.101 (3)	73.15	0.680	17:20:30.305	
4 -	1:36.643	48.805	2:25.448 (2)	73.48	0.027	17:22:55.753	
5 -	1:36.715	48.706	2:25.421 (1)	73.49		17:25:21.174	

P17 5		Garry SAMETT		MZ - smallmouse			
IDEAL LAP TIME : 2:38.379		BEST LAP TIME : 2:38.379		DIFFERENCE : 0.000			
LAP	SECTOR 1	SECTOR 2	LAP TIME	MPH	DIFF	TIME OF DAY	
1 -		53.534	2:50.168	62.80	11.789	17:14:48.917	
2 -	1:46.801	53.280	2:40.081 (3)	66.76	1.702	17:17:28.998	
3 -	1:47.072	53.471	2:40.543	66.57	2.164	17:20:09.541	
4 -	1:46.599	53.212	2:39.811 (2)	66.87	1.432	17:22:49.352	
5 -	1:45.374	53.005	2:38.379 (1)	67.48		17:25:27.731	

P18 47		Richard FAYERS		MZ -			
IDEAL LAP TIME : 2:39.015		BEST LAP TIME : 2:39.514		DIFFERENCE : 0.499			
LAP	SECTOR 1	SECTOR 2	LAP TIME	MPH	DIFF	TIME OF DAY	
1 -		52.997	2:47.530	63.79	8.016	17:14:46.279	
2 -	1:49.031	53.751	2:42.782	65.65	3.268	17:17:29.061	
3 -	1:47.687	53.777	2:41.464 (3)	66.19	1.950	17:20:10.525	
4 -	1:47.027	52.665	2:39.692 (2)	66.92	0.178	17:22:50.217	
5 -	1:46.350	53.164	2:39.514 (1)	67.00		17:25:29.731	

P19 144 GPF		Stephen DUNN		Yamaha -			
IDEAL LAP TIME : 2:25.516		BEST LAP TIME : 2:26.339		DIFFERENCE : 0.823			
LAP	SECTOR 1	SECTOR 2	LAP TIME	MPH	DIFF	TIME OF DAY	
1 -		51.487	3:48.729	46.72	1:22.390	17:15:47.478	
2 -	1:36.663	49.676	2:26.339 (1)	73.03		17:18:13.817	
3 -	1:39.861	50.135	2:29.996	71.25	3.657	17:20:43.813	
4 -	1:38.954	50.091	2:29.045 (3)	71.71	2.706	17:23:12.858	
5 -	1:37.530	48.853	2:26.383 (2)	73.01	0.044	17:25:39.241	

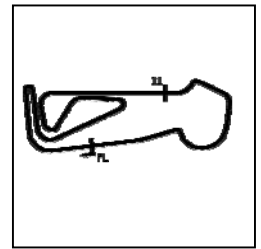
Weather / Track : Cloudy / Damp

Snetterton 300
Circuit Length = 2.9689 miles
Start: 17:11 Flag 17:24 End: 17:27

BMCRC - MRO Championships 2019 - Rnd 5 @ Snetterton

Chilton Motors 250 MZs & BMCRC Blue Haze 2-Stroke GP

RACE 14 - SECTOR ANALYSIS



SECTOR 1 = FL to I1, SECTOR 2 = I1 to FL, DIFF = Difference To Personal Best Lap, P = Crossed Finish Line in Pit Lane, D = Time Disallowed

P20 41 Gary WILLIAMS		MZ -				
IDEAL LAP TIME : 2:45.196		BEST LAP TIME : 2:45.202		DIFFERENCE : 0.006		
LAP	SECTOR 1	SECTOR 2	LAP TIME	MPH	DIFF	TIME OF DAY
1 -		55.982	2:52.934	61.80	7.732	17:14:51.683
2 -	1:51.229	54.961	2:46.190 (2)	64.31	0.988	17:17:37.873
3 -	1:50.296	57.114	2:47.410 (3)	63.84	2.208	17:20:25.283
4 -	1:50.302	54.900	2:45.202 (1)	64.69		17:23:10.485
5 -	1:51.700	55.721	2:47.421	63.83	2.219	17:25:57.906

P21 27 GPF Richard HAYWARD		Yamaha - Gforce Motorcycles				
IDEAL LAP TIME : 2:30.302		BEST LAP TIME : 2:30.302		DIFFERENCE : 0.000		
LAP	SECTOR 1	SECTOR 2	LAP TIME	MPH	DIFF	TIME OF DAY
1 -		52.658	3:48.908	46.69	1:18.606	17:15:47.657
2 -	1:42.242	51.733	2:33.975 (3)	69.41	3.673	17:18:21.632
3 -	1:43.187	51.524	2:34.711	69.08	4.409	17:20:56.343
4 -	1:40.968	50.579	2:31.547 (2)	70.52	1.245	17:23:27.890
5 -	1:39.992	50.310	2:30.302 (1)	71.11		17:25:58.192

P22 60 GPF Daniel GOUGH		Yamaha - G Force Motorcycles				
IDEAL LAP TIME : 2:30.822		BEST LAP TIME : 2:31.314		DIFFERENCE : 0.492		
LAP	SECTOR 1	SECTOR 2	LAP TIME	MPH	DIFF	TIME OF DAY
1 -		53.038	3:49.024	46.66	1:17.710	17:15:47.773
2 -	1:42.941	51.492	2:34.433	69.20	3.119	17:18:22.206
3 -	1:42.173	52.130	2:34.303 (3)	69.26	2.989	17:20:56.509
4 -	1:40.783	50.531	2:31.314 (1)	70.63		17:23:27.823
5 -	1:40.291	51.282	2:31.573 (2)	70.51	0.259	17:25:59.396

P23 21 GP Stuart THURTLÉ		Honda - TeamTortoise				
IDEAL LAP TIME : 2:30.221		BEST LAP TIME : 2:30.221		DIFFERENCE : 0.000		
LAP	SECTOR 1	SECTOR 2	LAP TIME	MPH	DIFF	TIME OF DAY
1 -		51.378	3:50.062	46.45	1:19.841	17:15:48.811
2 -	1:42.720	51.592	2:34.312	69.26	4.091	17:18:23.123
3 -	1:42.228	51.359	2:33.587 (3)	69.58	3.366	17:20:56.710
4 -	1:42.138	50.653	2:32.791 (2)	69.95	2.570	17:23:29.501
5 -	1:40.278	49.943	2:30.221 (1)	71.14		17:25:59.722

P24 59 GPF Neil HESMAN		Yamaha - Farkham Hall				
IDEAL LAP TIME : 2:31.174		BEST LAP TIME : 2:32.135		DIFFERENCE : 0.961		
LAP	SECTOR 1	SECTOR 2	LAP TIME	MPH	DIFF	TIME OF DAY
1 -		51.457	3:50.832	46.30	1:18.697	17:15:49.581
2 -	1:41.197	51.718	2:32.915 (2)	69.89	0.780	17:18:22.496
3 -	1:41.948	50.187	2:32.135 (1)	70.25		17:20:54.631
4 -	1:43.500	50.686	2:34.186	69.31	2.051	17:23:28.817
5 -	1:40.987	53.001	2:33.988 (3)	69.40	1.853	17:26:02.805

P25 808 GPF Mason JOHNSON		Aprilia - D&D Racing				
IDEAL LAP TIME : 2:39.758		BEST LAP TIME : 2:40.096		DIFFERENCE : 0.338		
LAP	SECTOR 1	SECTOR 2	LAP TIME	MPH	DIFF	TIME OF DAY
1 -		54.194	3:57.153	45.06	1:17.057	17:15:55.902
2 -	1:48.512	53.218	2:41.730 (3)	66.08	1.634	17:18:37.632
3 -	1:46.540	54.737	2:41.277 (2)	66.27	1.181	17:21:18.909
4 -	1:46.701	53.395	2:40.096 (1)	66.76		17:23:59.005
5 -	1:48.343	54.637	2:42.980	65.57	2.884	17:26:41.985

P26 66 Mark VINCENT		MZ - Putoline				
IDEAL LAP TIME : 2:52.155		BEST LAP TIME : 2:52.837		DIFFERENCE : 0.682		
LAP	SECTOR 1	SECTOR 2	LAP TIME	MPH	DIFF	TIME OF DAY

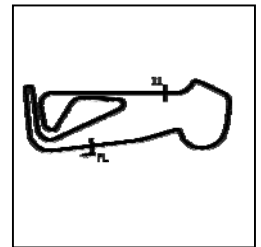
Weather / Track : Cloudy / Damp

Snetterton 300
Circuit Length = 2.9689 miles
Start: 17:11 Flag 17:24 End: 17:27

BMCRC - MRO Championships 2019 - Rnd 5 @ Snetterton

Chilton Motors 250 MZs & BMCRC Blue Haze 2-Stroke GP

RACE 14 - SECTOR ANALYSIS



SECTOR 1 = FL to I1, SECTOR 2 = I1 to FL, DIFF = Difference To Personal Best Lap, P = Crossed Finish Line in Pit Lane, D = Time Disallowed

1 -		57.067	2:58.878	59.75	6.041	17:14:57.627
2 -	1:55.088	57.749	2:52.837 (1)	61.83		17:17:50.464
3 -	1:57.759	58.238	2:55.997 (2)	60.72	3.160	17:20:46.461
4 -	1:59.379	58.652	2:58.031 (3)	60.03	5.194	17:23:44.492
5 -	1:58.606	59.480	2:58.086	60.01	5.249	17:26:42.578

P27 691 GPF	Mark ELLERAY	Yamaha - Abbot Solutions Ltd				
IDEAL LAP TIME : 2:41.446	BEST LAP TIME : 2:41.446	DIFFERENCE : 0.000				
LAP	SECTOR 1	SECTOR 2	LAP TIME	MPH	DIFF	TIME OF DAY
1 -		54.789	4:03.064	43.97	1:21.618	17:16:01.813
2 -	1:49.633	54.660	2:44.293 (3)	65.05	2.847	17:18:46.106
3 -	1:50.282	54.852	2:45.134	64.72	3.688	17:21:31.240
4 -	1:47.664	53.782	2:41.446 (1)	66.20		17:24:12.686
5 -	1:48.536	54.511	2:43.047 (2)	65.55	1.601	17:26:55.733

P28 26 R	Andy HOWLETT	MZ -				
IDEAL LAP TIME : 2:57.645	BEST LAP TIME : 2:57.645	DIFFERENCE : 0.000				
LAP	SECTOR 1	SECTOR 2	LAP TIME	MPH	DIFF	TIME OF DAY
1 -		1:01.078	3:10.258	56.17	12.613	17:15:09.007
2 -	2:01.009	1:01.193	3:02.202	58.66	4.557	17:18:11.209
3 -	2:00.848	1:00.953	3:01.801 (3)	58.79	4.156	17:21:13.010
4 -	2:00.334	1:00.999	3:01.333 (2)	58.94	3.688	17:24:14.343
5 -	1:58.169	59.476	2:57.645 (1)	60.16		17:27:11.988

P29 67 GPF	Mark BAILEY	Yamaha - Gforce motorcycles				
IDEAL LAP TIME : 2:48.665	BEST LAP TIME : 2:48.950	DIFFERENCE : 0.285				
LAP	SECTOR 1	SECTOR 2	LAP TIME	MPH	DIFF	TIME OF DAY
1 -		57.362	4:04.462	43.72	1:15.512	17:16:03.211
2 -	1:51.569	57.381	2:48.950 (1)	63.26		17:18:52.161
3 -	1:53.791	58.327	2:52.118 (3)	62.09	3.168	17:21:44.279
4 -	1:51.922	57.096	2:49.018 (2)	63.23	0.068	17:24:33.297

P30 666 GP	Aif MOSSELL	Suzuki - AMR Motorsport				
IDEAL LAP TIME : 2:53.407	BEST LAP TIME : 2:53.407	DIFFERENCE : 0.000				
LAP	SECTOR 1	SECTOR 2	LAP TIME	MPH	DIFF	TIME OF DAY
1 -		59.811	4:17.648	41.48	1:24.241	17:16:16.397
2 -	1:55.943	58.764	2:54.707 (2)	61.17	1.300	17:19:11.104
3 -	1:58.865	58.486	2:57.351 (3)	60.26	3.944	17:22:08.455
4 -	1:55.515	57.892	2:53.407 (1)	61.63		17:25:01.862

P31 71 GPF	Richard HICKLING	Aprilia - All the Pickles				
IDEAL LAP TIME : 2:28.707	BEST LAP TIME : 2:28.707	DIFFERENCE : 0.000				
LAP	SECTOR 1	SECTOR 2	LAP TIME	MPH	DIFF	TIME OF DAY
1 -		51.047	3:50.916	46.28	1:22.209	17:15:49.665
2 -	1:41.446	51.608	2:33.054 (3)	69.83	4.347	17:18:22.719
3 -	1:39.611	50.641	2:30.252 (2)	71.13	1.545	17:20:52.971
4 -	1:38.963	49.744	2:28.707 (1)	71.87		17:23:21.678

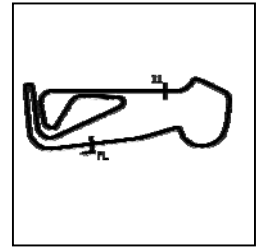
P32 13 GPF	Doug EDMONDSON	Yamaha - Stan Stephens Tuning				
IDEAL LAP TIME :	BEST LAP TIME :	DIFFERENCE :				
LAP	SECTOR 1	SECTOR 2	LAP TIME	MPH	DIFF	TIME OF DAY
1 -		46.041	3:30.740	50.71		17:15:29.489

P33 77 GPF	Neil GRANT	Yamaha - Merlin Pipes				
IDEAL LAP TIME :	BEST LAP TIME :	DIFFERENCE :				
LAP	SECTOR 1	SECTOR 2	LAP TIME	MPH	DIFF	TIME OF DAY
1 -		53.319	3:48.458	46.78		17:15:47.207

Weather / Track : Cloudy / Damp

Snetterton 300
Circuit Length = 2.9689 miles
Start: 17:11 Flag 17:24 End: 17:27

BMCRC - MRO Championships 2019 - Rnd 5 @ Snetterton
Chilton Motors 250 MZs & BMCRC Blue Haze 2-Stroke GP
RACE 14 - SECTOR ANALYSIS



SECTOR 1 = FL to I1, SECTOR 2 = I1 to FL, DIFF = Difference To Personal Best Lap, P = Crossed Finish Line in Pit Lane, D = Time Disallowed

P34	11 GPF	Gael MACHARD					Aprilia -
IDEAL LAP TIME :		BEST LAP TIME :		DIFFERENCE :			
LAP	SECTOR 1	SECTOR 2	LAP TIME	MPH	DIFF	TIME OF DAY	
1 -		51.992	3:48.916	46.68		17:15:47.665	

BMCRC - MRO Championships 2019 - Rnd 5 @ Snetterton

Chilton Motors 250 MZs & BMCRC Blue Haze 2-Stroke GP

RACE 14 - BEST SECTORS

SECTOR 1			SECTOR 2			IDEAL / BEST COMPARISON						
POS	NO	NAME	TIME	NO	NAME	TIME	POS	NO	NAME	IDEAL	BEST	DIFF
									PERFECT LAP	2:16.114		
1	101	DAVIES	1:30.697	125	MILES	45.417	1	125	MILES	2:16.401	2:16.401	0.000
2	125	MILES	1:30.984	101	DAVIES	45.717	2	101	DAVIES	2:16.414	2:16.520	0.106
3	64	ELLIS	1:31.146	13	EDMONDSON	46.041	3	64	ELLIS	2:17.544	2:17.784	0.240
4	70	BURSCOUGH	1:31.891	64	ELLIS	46.398	4	70	BURSCOUGH	2:18.322	2:18.322	0.000
5	55	TOLAND	1:32.563	70	BURSCOUGH	46.431	5	55	TOLAND	2:19.204	2:19.204	0.000
6	53	WHITING	1:33.417	55	TOLAND	46.641	6	53	WHITING	2:20.623	2:21.328	0.705
7	169	HOGG	1:34.297	169	HOGG	47.055	7	169	HOGG	2:21.352	2:21.352	0.000
8	83	GODBOLD	1:34.360	53	WHITING	47.206	8	83	GODBOLD	2:21.613	2:22.442	0.829
9	121	HUNTER	1:36.294	83	GODBOLD	47.253	9	121	HUNTER	2:24.692	2:25.421	0.729
10	144	DUNN	1:36.663	121	HUNTER	48.398	10	144	DUNN	2:25.516	2:26.339	0.823
11	85	WALES	1:38.183	69	MANN	48.556	11	85	WALES	2:26.822	2:26.822	0.000
12	75	WOODALL	1:38.230	85	WALES	48.639	12	69	MANN	2:26.866	2:26.866	0.000
13	69	MANN	1:38.310	75	WOODALL	48.725	13	75	WOODALL	2:26.955	2:26.955	0.000
14	71	HICKLING	1:38.963	144	DUNN	48.853	14	44	DESSOY	2:28.202	2:28.202	0.000
15	44	DESSOY	1:39.036	44	DESSOY	49.166	15	71	HICKLING	2:28.707	2:28.707	0.000
16	27	HAYWARD	1:39.992	71	HICKLING	49.744	16	21	THURTL	2:30.221	2:30.221	0.000
17	21	THURTL	1:40.278	21	THURTL	49.943	17	27	HAYWARD	2:30.302	2:30.302	0.000
18	60	GOUGH	1:40.291	59	HESMAN	50.187	18	60	GOUGH	2:30.822	2:31.314	0.492
19	59	HESMAN	1:40.987	27	HAYWARD	50.310	19	59	HESMAN	2:31.174	2:32.135	0.961
20	113	NEWMAN	1:43.936	60	GOUGH	50.531	20	113	NEWMAN	2:35.162	2:35.382	0.220
21	32	ASHMEAD	1:44.100	113	NEWMAN	51.226	21	32	ASHMEAD	2:35.609	2:35.609	0.000
22	9	HOWLETT	1:44.517	32	ASHMEAD	51.509	22	9	HOWLETT	2:36.374	2:37.039	0.665
23	5	SAMETT	1:45.374	9	HOWLETT	51.857	23	5	SAMETT	2:38.379	2:38.379	0.000
24	47	FAYERS	1:46.350	11	MACHARD	51.992	24	47	FAYERS	2:39.015	2:39.514	0.499
25	808	JOHNSON	1:46.540	47	FAYERS	52.665	25	808	JOHNSON	2:39.758	2:40.096	0.338
26	691	ELLERAY	1:47.664	5	SAMETT	53.005	26	691	ELLERAY	2:41.446	2:41.446	0.000
27	41	WILLIAMS	1:50.296	808	JOHNSON	53.218	27	41	WILLIAMS	2:45.196	2:45.202	0.006
28	67	BAILEY	1:51.569	77	GRANT	53.319	28	67	BAILEY	2:48.665	2:48.950	0.285
29	66	VINCENT	1:55.088	691	ELLERAY	53.782	29	66	VINCENT	2:52.155	2:52.837	0.682
30	666	MOSSELL	1:55.515	41	WILLIAMS	54.900	30	666	MOSSELL	2:53.407	2:53.407	0.000
31	26	HOWLETT	1:58.169	66	VINCENT	57.067	31	26	HOWLETT	2:57.645	2:57.645	0.000
32				67	BAILEY	57.096	32	13	EDMONDSON			
33				666	MOSSELL	57.892	33	77	GRANT			
34				26	HOWLETT	59.476	34	11	MACHARD			
35												

Weather / Track : Cloudy / Damp

Results can be found at www.tsl-timing.com

Snetterton 300

Circuit Length = 2.9689 miles

Start: 17:11 Flag 17:24 End: 17:27

Printed - 17:29 Saturday, 08 June 2019



BMCRC - MRO Championships 2019 - Rnd 5 @ Snetterton

Chilton Motors 250 MZs & BMCRC Blue Haze 2-Stroke GP

RACE 5 - GRID (7 Laps)

ROW 16	1		47	208 Adam NELSON	46	121 Roger MARSH	
ROW 15		45	15 Max HOUSE	44	7 Peter MOORE	43	77 Neil GRANT
ROW 14	42	13 Doug EDMONDSON	41	11 Gael MACHARD	40	666 2:53.407 Alf MOSSELL	
ROW 13		39	67 2:48.950 Mark BAILEY	38	691 2:41.446 Mark ELLERAY	37	808 2:40.096 Mason JOHNSON
ROW 12	36	59 2:32.135 Neil HESMAN	35	60 2:31.314 Daniel GOUGH	34	27 2:30.302 Richard HAYWARD	
ROW 11		33	21 2:30.221 Stuart THURTLÉ	32	71 2:28.707 Richard HICKLING	31	144 2:26.339 Stephen DUNN
ROW 10	30	121 2:25.421 Ben HUNTER	29	83 2:22.442 Paul GODBOLD	28	169 2:21.352 John HOGG	
ROW 9		27	53 2:21.328 Mark WHITING	26	55 2:19.204 Paul TOLAND	25	70 2:18.322 Andrew BURSCOUGH
ROW 8	24	64 2:17.784 Phil ELLIS	23	101 2:16.520 Andrew DAVIES	22	125 2:16.401 Ben MILES	
ROW 7		21		20		19	
ROW 6	18		17		16	95 Christopher ROGERS	
ROW 5		15	566 Michael WILBY	14	48 Kevin SABBARTON	13	38 Chris PETTET
ROW 4	12	26 2:57.645 Andy HOWLETT	11	66 2:52.837 Mark VINCENT	10	41 2:45.202 Gary WILLIAMS	
ROW 3		9	47 2:39.514 Richard FAYERS	8	5 2:38.379 Garry SAMETT	7	9 2:37.039 Gary HOWLETT
ROW 2	6	32 2:35.609 John ASHMEAD	5	113 2:35.382 Liam NEWMAN	4	44 2:28.202 Robert DESSOY	
ROW 1		3	75 2:26.955 Peter WOODALL	2	69 2:26.866 Alexander MANN	1	85 2:26.822 Andrew WALES

Pole

Snetterton 300
 Circuit Length = 2.9689 miles

These results are provisional until the conclusion of any judicial and technical matters.

Clerk Of Course :	Timekeeper :
-------------------	--------------

Results can be found at www.tsl-timing.com

Printed - 17:37 Saturday, 08 June 2019





BMCRC - MRO Championships 2019 - Rnd 5 @ Snetterton

Chilton Motors 250 MZs & BMCRC Blue Haze 2-Stroke GP

RACE 5 - CLASSIFICATION

POS	NO	CL	PIC NAME	ENTRY	LAPS	TIME	GAP	DIFF	MPH	BEST	ON
1	64	GP	1 Phil ELLIS	Suzuki -	7	16:31.272			75.47	2:11.722	7
2	13	GPF	1 Doug EDMONDSON	Yamaha - Stan Stephens Tuning	7	16:32.479	1.207	1.207	75.38	2:12.626	6
3	101	GPF	2 Andrew DAVIES	Yamaha - GIBSON EXHAUSTS	7	16:40.905	9.633	8.426	74.74	2:13.488	4
4	95		1 Christopher ROGERS	MZ - CB Racing	7	16:59.267	27.995	18.362	73.40	2:22.318	4
5	75		2 Peter WOODALL	MZ - Core Projects Ltd	7	16:59.361	28.089	0.094	73.39	2:23.467	7
6	169	GP	2 John HOGG	Yamaha -	7	17:07.645	36.373	8.284	72.80	2:17.263	4
7	70	GPF	3 Andrew BURSCOUGH	Yamaha - Apollo Tuning	7	17:09.515	38.243	1.870	72.67	2:18.051	2
8	69		3 Alexander MANN	MZ - HS RACING	7	17:10.018	38.746	0.503	72.63	2:25.366	6
9	7	GPF	4 Peter MOORE	Yamaha - Station Garage, Isle of Man	7	17:10.790	39.518	0.772	72.58	2:15.864	7
10	83	GPF	5 Paul GODBOLD	Yamaha - Hill farm tree services	7	17:11.164	39.892	0.374	72.55	2:15.802	7
11	85		4 Andrew WALES	MZ - Illuminated Design LTD	7	17:22.707	51.435	11.543	71.75	2:26.784	5
12	55	GPF	6 Paul TOLAND	Yamaha -	7	17:23.300	52.028	0.593	71.71	2:18.681	5
13	144	GPF	7 Stephen DUNN	Yamaha -	7	17:42.019	1:10.747	18.719	70.44	2:21.104	6
14	15	GPF	8 Max HOUSE	Yamaha -	7	17:43.584	1:12.312	1.565	70.34	2:21.149	6
15	44		5 Robert DESSOY	MZ - Eastern Garage Racing	7	17:47.298	1:16.026	3.714	70.09	2:29.531	6
16	9		6 Gary HOWLETT	MZ - HS Racing	7	17:48.347	1:17.075	1.049	70.03	2:29.757	6
17	113		7 Liam NEWMAN	MZ - Team newman racing	7	17:48.515	1:17.243	0.168	70.01	2:26.899	2
18	121	GPF	9 Ben HUNTER	Yamaha -	7	17:48.777	1:17.505	0.262	70.00	2:23.871	3
19	60	GPF	10 Daniel GOUGH	Yamaha - G Force Motorcycles	7	18:00.470	1:29.198	11.693	69.24	2:25.072	7
20	71	GPF	11 Richard HICKLING	Aprilia - All the Pickles	7	18:09.357	1:38.085	8.887	68.67	2:26.153	3
21	11	GPF	12 Gael MACHARD	Aprilia -	7	18:11.393	1:40.121	2.036	68.55	2:24.763	4
22	5		8 Garry SAMETT	MZ - smallmouse	7	18:17.492	1:46.220	6.099	68.17	2:33.115	7
23	32		9 John ASHMEAD	MZ -	7	18:19.240	1:47.968	1.748	68.06	2:34.019	7
24	77	GPF	13 Neil GRANT	Yamaha - Merlin Pipes	7	18:25.286	1:54.014	6.046	67.68	2:25.840	7
25	21	GP	3 Stuart THURTLIE	Honda - TeamTortoise	7	18:30.163	1:58.891	4.877	67.39	2:29.661	2
26	808	GPF	14 Mason JOHNSON	Aprilia - D&D Racing	7	18:40.928	2:09.656	10.765	66.74	2:28.928	7
27	38		10 Chris PETTET	MZ -	7	18:41.381	2:10.109	0.453	66.71	2:37.762	7
28	41		11 Gary WILLIAMS	MZ -	7	18:41.472	2:10.200	0.091	66.71	2:38.006	6
29	47		12 Richard FAYERS	MZ -	7	18:59.383	2:28.111	17.911	65.66	2:39.823	4
30	66		13 Mark VINCENT	MZ - Putoline	7	19:07.813	2:36.541	8.430	65.18	2:41.434	2
31	26	R	1 Andy HOWLETT	MZ -	6	17:02.371	1 Lap	1 Lap	62.72	2:47.459	6
32	666	GP	4 Alf MOSSELL	Suzuki - AMR Motorsport	6	17:46.222	1 Lap	43.851	60.14	2:44.540	5
33	67	GPF	15 Mark BAILEY	Yamaha - Gforce motorcycles	6	18:11.253	1 Lap	25.031	58.76	2:50.054	3

NOT CLASSIFIED

DNF	27	GPF	Richard HAYWARD	Yamaha - Gforce Motorcycles	4	10:46.050	3 Laps	2 Laps	66.17	2:27.469	4
DNF	53	GP	Mark WHITING	Yamaha - Mark whiting	2	5:34.554	5 Laps	2 Laps	63.89	2:19.281	2
DNF	48		Kevin SABBARTON	MZ - Karen Castle Opticians	0						
DNF	566	R	Michael WILBY	MZ - Sziler UK	0						
DNF	125	GPF	Ben MILES	Yamaha - Allspeed	0						

FASTEST LAP

64	GP	Phil ELLIS	Suzuki -	7	2:11.722	81.14 mph	130.58 kph
13	GPF	Doug EDMONDSON	Yamaha - Stan Stephens Tuning	6	2:12.626	80.58 mph	129.69 kph
95		Christopher ROGERS	MZ - CB Racing	4	2:22.318	75.09 mph	120.86 kph
26	R	Andy HOWLETT	MZ -	6	2:47.459	63.82 mph	102.71 kph

Class GP - 92.5% of Race Speed = 69.80 mph

Class GPF - 92.5% of Race Speed = 69.72 mph

Class - 92.5% of Race Speed = 67.89 mph

Class R - 92.5% of Race Speed = 58.01 mph

Weather / Track : Bright / Dry

These results are provisional until the conclusion of any judicial and technical matters.

Snetterton 300

Circuit Length = 2.9689 miles

Start: 11:25 Flag 11:42 End: 11:45

Clerk Of Course :	Timekeeper :
-------------------	--------------

Results can be found at www.tsl-timing.com

Printed - 11:47 Sunday, 09 June 2019



BMCRC - MRO Championships 2019 - Rnd 5 @ Snetterton

Chilton Motors 250 MZs & BMCRC Blue Haze 2-Stroke GP

RACE 5 - LAP CHART

LAP 1 @ 11:28:22.789

NO	BEHIND	LAP TIME
75		2:33.705
69	0.062	2:33.767
85	2.918	2:36.623
95	3.048	2:36.753
113	3.648	2:37.353
9	6.133	2:39.838
32	9.984	2:43.689
44	10.686	2:44.391
5	12.382	2:46.087
41	13.397	2:47.102
47	13.911	2:47.616
38	14.850	2:48.555
66	17.913	2:51.618
26	22.863	2:56.568
101	35.702	3:09.407
70	38.525	3:12.230
13	38.582	3:12.287
64	38.793	3:12.498
53	41.568	3:15.273
83	42.337	3:16.042
55	42.422	3:16.127
169	42.671	3:16.376
121	45.294	3:18.999
7	45.388	3:19.093
60	49.434	3:23.139
27	49.511	3:23.216
11	50.112	3:23.817
144	50.444	3:24.149
15	50.508	3:24.213
71	52.929	3:26.634
21	53.641	3:27.346
77	56.223	3:29.928
808	57.562	3:31.267
666	1:15.223	3:48.928
67	1:16.281	3:49.986

LAP 2 @ 11:30:48.108

NO	BEHIND	LAP TIME
75		2:25.319
69	1.144	2:26.401
95	2.492	2:24.763
85	4.986	2:27.387
113	5.228	2:26.899
9	13.481	2:32.667
44	17.712	2:32.345
32	21.502	2:36.837
5	24.537	2:37.474
101	26.779	2:16.396
13	28.087	2:14.824
41	28.313	2:40.235
64	28.809	2:15.335
38	29.332	2:39.801
47	29.607	2:41.015
70	31.257	2:18.051
66	34.028	2:41.434
53	35.530	2:19.281
55	36.303	2:19.200
169	36.793	2:19.441
83	37.499	2:20.481
7	37.995	2:17.926
121	44.729	2:24.754
15	47.313	2:22.124

26	47.962	2:50.418
60	50.794	2:26.679
11	51.091	2:26.298
144	51.609	2:26.484
27	51.825	2:27.633
71	54.235	2:26.625
21	57.983	2:29.661
808	1:04.414	2:32.171
77	1:05.237	2:34.333
666	1:38.894	2:48.990
67	1:41.082	2:50.120

LAP 3 @ 11:33:13.366

NO	BEHIND	LAP TIME
75		2:25.258
95	1.667	2:24.433
69	2.082	2:26.196
85	7.039	2:27.311
113	10.301	2:30.331
101	15.908	2:14.387
13	15.947	2:13.118
64	16.730	2:13.179
44	22.798	2:30.344
9	22.825	2:34.602
70	25.494	2:19.495
169	32.882	2:21.347
32	33.091	2:36.847
55	33.329	2:22.284
7	34.027	2:21.290
83	34.333	2:22.092
5	35.336	2:36.057
41	42.189	2:39.134
38	42.952	2:38.878
121	43.342	2:23.871
15	45.208	2:23.153
47	45.415	2:41.066
66	51.043	2:42.273
144	51.314	2:24.963
11	52.807	2:26.974
60	52.854	2:27.318
27	54.299	2:27.732
71	55.130	2:26.153
21	1:02.655	2:29.930
808	1:12.413	2:33.257
26	1:12.689	2:49.985
77	1:14.850	2:34.871
666	2:03.364	2:49.728
67	2:05.878	2:50.054

LAP 4 @ 11:35:37.351

NO	BEHIND	LAP TIME
95		2:22.318
75	0.292	2:24.277
69	4.463	2:26.366
13	4.732	2:12.770
101	5.411	2:13.488
64	5.681	2:12.936
85	10.073	2:27.019
113	17.253	2:30.937
70	21.490	2:19.981
169	26.160	2:17.263
55	28.809	2:19.465
83	28.876	2:18.528
7	29.276	2:19.234

44	29.314	2:30.501
9	30.323	2:31.483
121	43.893	2:24.536
15	45.034	2:23.811
32	45.455	2:36.349
5	46.396	2:35.045
144	49.415	2:22.086
11	53.585	2:24.763
60	56.130	2:27.261
27	57.783	2:27.469
41	57.838	2:39.634
38	58.408	2:39.441
71	58.983	2:27.838
47	1:01.253	2:39.823
66	1:09.481	2:42.423
21	1:09.625	2:30.955
77	1:18.453	2:27.588
808	1:20.284	2:31.856
26	1:36.877	2:48.173

LAP 5 @ 11:37:55.509

NO	BEHIND	LAP TIME
13		2:13.426
64	0.335	2:12.812
101	3.374	2:16.121
95	5.467	2:23.625
75	5.765	2:23.631
666	1 Lap	2:48.080
69	12.512	2:26.207
67	1 Lap	2:53.876
85	18.699	2:26.784
70	23.110	2:19.778
169	25.403	2:17.401
55	29.332	2:18.681
83	30.134	2:19.416
7	30.191	2:19.073
113	30.876	2:31.781
44	41.178	2:30.022
9	42.299	2:30.134
121	51.407	2:25.672
15	51.597	2:24.721
144	53.216	2:21.959
11	1:00.326	2:24.899
60	1:03.446	2:25.474
5	1:03.988	2:35.750
32	1:04.561	2:37.264
71	1:07.828	2:27.003
41	1:18.144	2:38.464
38	1:18.819	2:38.569
21	1:21.694	2:30.227
47	1:23.679	2:40.584
77	1:27.126	2:26.831
66	1:33.828	2:42.505
808	1:34.704	2:32.578
26	2:08.487	2:49.768

LAP 6 @ 11:40:08.135

NO	BEHIND	LAP TIME
13		2:12.626
64	0.499	2:12.790
101	6.315	2:15.567
95	16.248	2:23.407
75	16.843	2:23.704
69	25.252	2:25.366

70	30.580	2:20.096
169	31.004	2:18.227
85	33.465	2:27.392
7	35.875	2:18.310
83	36.311	2:18.803
666	1 Lap	2:44.540
55	43.270	2:26.564
44	58.083	2:29.531
67	1 Lap	2:53.602
113	59.274	2:41.024
9	59.430	2:29.757
15	1:00.120	2:21.149
144	1:01.694	2:21.104
121	1:04.039	2:25.258
60	1:16.347	2:25.527
11	1:21.405	2:33.705
71	1:23.031	2:27.829
5	1:25.326	2:33.964
32	1:26.170	2:34.235
21	1:40.336	2:31.268
77	1:40.395	2:25.895
41	1:43.524	2:38.006
38	1:44.568	2:38.375
808	1:52.949	2:30.871
47	1:55.497	2:44.444
66	2:04.002	2:42.800

LAP 7 @ 11:42:20.356

NO	BEHIND	LAP TIME
64		2:11.722
13	1.207	2:13.428
101	9.633	2:15.539
95	27.995	2:23.968
75	28.089	2:23.467
26	1 Lap	2:47.459
169	36.373	2:17.590
70	38.243	2:19.884
69	38.746	2:25.715
7	39.518	2:15.864
83	39.892	2:15.802
85	51.435	2:30.191
55	52.028	2:20.979
144	1:10.747	2:21.274
15	1:12.312	2:24.413
666	1 Lap	2:45.956
44	1:16.026	2:30.164
9	1:17.075	2:29.866
113	1:17.243	2:30.190
121	1:17.505	2:25.687
60	1:29.198	2:25.072
71	1:38.085	2:27.275
67	1 Lap	2:53.615
11	1:40.121	2:30.937
5	1:46.220	2:33.115
32	1:47.968	2:34.019
77	1:54.014	2:25.840
21	1:58.891	2:30.776
808	2:09.656	2:28.928
38	2:10.109	2:37.762
41	2:10.200	2:38.897
47	2:28.111	2:44.835
66	2:36.541	2:44.760

Weather / Track : Bright / Dry

Results can be found at www.tsl-timing.com

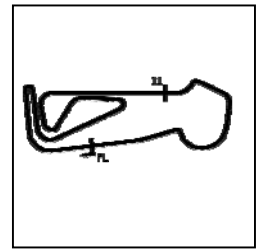
Snetterton 300
Circuit Length = 2.9689 miles
Start: 11:25 Flag 11:42 End: 11:45

Printed - 11:46 Sunday, 09 June 2019

BMCRC - MRO Championships 2019 - Rnd 5 @ Snetterton

Chilton Motors 250 MZs & BMCRC Blue Haze 2-Stroke GP

RACE 5 - SECTOR ANALYSIS



SECTOR 1 = FL to I1, SECTOR 2 = I1 to FL, DIFF = Difference To Personal Best Lap, P = Crossed Finish Line in Pit Lane, D = Time Disallowed

P1 64 GP Phil ELLIS		Suzuki -				
IDEAL LAP TIME : 2:11.722		BEST LAP TIME : 2:11.722		DIFFERENCE : 0.000		
LAP	SECTOR 1	SECTOR 2	LAP TIME	MPH	DIFF	TIME OF DAY
1 -		45.884	3:12.498	55.52	1:00.776	11:29:01.582
2 -	1:30.033	45.302	2:15.335	78.97	3.613	11:31:16.917
3 -	1:28.576	44.603	2:13.179	80.25	1.457	11:33:30.096
4 -	1:28.938	43.998	2:12.936	80.40	1.214	11:35:43.032
5 -	1:28.883	43.929	2:12.812 (3)	80.47	1.090	11:37:55.844
6 -	1:28.560	44.230	2:12.790 (2)	80.48	1.068	11:40:08.634
7 -	1:28.205	43.517	2:11.722 (1)	81.14		11:42:20.356

P2 13 GPF Doug EDMONDSON		Yamaha - Stan Stephens Tuning				
IDEAL LAP TIME : 2:12.626		BEST LAP TIME : 2:12.626		DIFFERENCE : 0.000		
LAP	SECTOR 1	SECTOR 2	LAP TIME	MPH	DIFF	TIME OF DAY
1 -		45.882	3:12.287	55.58	59.661	11:29:01.371
2 -	1:29.968	44.856	2:14.824	79.27	2.198	11:31:16.195
3 -	1:28.505	44.613	2:13.118 (3)	80.29	0.492	11:33:29.313
4 -	1:28.474	44.296	2:12.770 (2)	80.50	0.144	11:35:42.083
5 -	1:28.630	44.796	2:13.426	80.10	0.800	11:37:55.509
6 -	1:28.435	44.191	2:12.626 (1)	80.58		11:40:08.135
7 -	1:29.209	44.219	2:13.428	80.10	0.802	11:42:21.563

P3 101 GPF Andrew DAVIES		Yamaha - GIBSON EXHAUSTS				
IDEAL LAP TIME : 2:13.488		BEST LAP TIME : 2:13.488		DIFFERENCE : 0.000		
LAP	SECTOR 1	SECTOR 2	LAP TIME	MPH	DIFF	TIME OF DAY
1 -		44.809	3:09.407	56.42	55.919	11:28:58.491
2 -	1:30.709	45.687	2:16.396	78.36	2.908	11:31:14.887
3 -	1:29.574	44.813	2:14.387 (2)	79.53	0.899	11:33:29.274
4 -	1:29.264	44.224	2:13.488 (1)	80.06		11:35:42.762
5 -	1:30.439	45.682	2:16.121	78.51	2.633	11:37:58.883
6 -	1:30.399	45.168	2:15.567	78.83	2.079	11:40:14.450
7 -	1:30.562	44.977	2:15.539 (3)	78.85	2.051	11:42:29.989

P4 95 Christopher ROGERS		MZ - CB Racing				
IDEAL LAP TIME : 2:22.256		BEST LAP TIME : 2:22.318		DIFFERENCE : 0.062		
LAP	SECTOR 1	SECTOR 2	LAP TIME	MPH	DIFF	TIME OF DAY
1 -		49.097	2:36.753	68.18	14.435	11:28:25.837
2 -	1:37.107	47.656	2:24.763	73.83	2.445	11:30:50.600
3 -	1:36.753	47.680	2:24.433	74.00	2.115	11:33:15.033
4 -	1:35.025	47.293	2:22.318 (1)	75.09		11:35:37.351
5 -	1:35.918	47.707	2:23.625 (3)	74.41	1.307	11:38:00.976
6 -	1:36.176	47.231	2:23.407 (2)	74.52	1.089	11:40:24.383
7 -	1:36.698	47.270	2:23.968	74.23	1.650	11:42:48.351

P5 75 Peter WOODALL		MZ - Core Projects Ltd				
IDEAL LAP TIME : 2:23.204		BEST LAP TIME : 2:23.467		DIFFERENCE : 0.263		
LAP	SECTOR 1	SECTOR 2	LAP TIME	MPH	DIFF	TIME OF DAY
1 -		48.896	2:33.705	69.53	10.238	11:28:22.789
2 -	1:37.238	48.081	2:25.319	73.54	1.852	11:30:48.108
3 -	1:36.628	48.630	2:25.258	73.57	1.791	11:33:13.366
4 -	1:36.751	47.526	2:24.277	74.08	0.810	11:35:37.643
5 -	1:36.072	47.559	2:23.631 (2)	74.41	0.164	11:38:01.274
6 -	1:35.913	47.791	2:23.704 (3)	74.37	0.237	11:40:24.978
7 -	1:36.176	47.291	2:23.467 (1)	74.49		11:42:48.445

P6 169 GP John HOGG		Yamaha -				
IDEAL LAP TIME : 2:17.136		BEST LAP TIME : 2:17.263		DIFFERENCE : 0.127		
LAP	SECTOR 1	SECTOR 2	LAP TIME	MPH	DIFF	TIME OF DAY

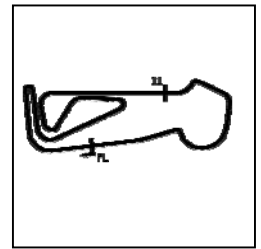
Weather / Track : Bright / Dry

Snetterton 300
Circuit Length = 2.9689 miles
Start: 11:25 Flag 11:42 End: 11:45

BMCRC - MRO Championships 2019 - Rnd 5 @ Snetterton

Chilton Motors 250 MZs & BMCRC Blue Haze 2-Stroke GP

RACE 5 - SECTOR ANALYSIS



SECTOR 1 = FL to I1, SECTOR 2 = I1 to FL, DIFF = Difference To Personal Best Lap, P = Crossed Finish Line in Pit Lane, D = Time Disallowed

1 -		45.742	3:16.376	54.42	59.113	11:29:05.460
2 -	1:32.842	46.599	2:19.441	76.64	2.178	11:31:24.901
3 -	1:34.432	46.915	2:21.347	75.61	4.084	11:33:46.248
4 -	1:31.681	45.582	2:17.263 (1)	77.86		11:36:03.511
5 -	1:31.600	45.801	2:17.401 (2)	77.78	0.138	11:38:20.912
6 -	1:31.554	46.673	2:18.227	77.32	0.964	11:40:39.139
7 -	1:31.655	45.935	2:17.590 (3)	77.68	0.327	11:42:56.729

P7	70 GPF	Andrew BURSCOUGH	Yamaha - Apollo Tuning			
IDEAL LAP TIME : 2:17.732		BEST LAP TIME : 2:18.051	DIFFERENCE : 0.319			

LAP	SECTOR 1	SECTOR 2	LAP TIME	MPH	DIFF	TIME OF DAY
1 -		45.933	3:12.230	55.60	54.179	11:29:01.314
2 -	1:31.799	46.252	2:18.051 (1)	77.42		11:31:19.365
3 -	1:32.774	46.721	2:19.495 (2)	76.61	1.444	11:33:38.860
4 -	1:32.986	46.995	2:19.981	76.35	1.930	11:35:58.841
5 -	1:33.091	46.687	2:19.778 (3)	76.46	1.727	11:38:18.619
6 -	1:33.304	46.792	2:20.096	76.29	2.045	11:40:38.715
7 -	1:33.414	46.470	2:19.884	76.40	1.833	11:42:58.599

P8	69	Alexander MANN	MZ - HS RACING			
IDEAL LAP TIME : 2:25.228		BEST LAP TIME : 2:25.366	DIFFERENCE : 0.138			

LAP	SECTOR 1	SECTOR 2	LAP TIME	MPH	DIFF	TIME OF DAY
1 -		49.209	2:33.767	69.50	8.401	11:28:22.851
2 -	1:38.104	48.297	2:26.401	73.00	1.035	11:30:49.252
3 -	1:38.072	48.124	2:26.196 (3)	73.10	0.830	11:33:15.448
4 -	1:37.616	48.750	2:26.366	73.02	1.000	11:35:41.814
5 -	1:37.873	48.334	2:26.207	73.10	0.841	11:38:08.021
6 -	1:37.210	48.156	2:25.366 (1)	73.52		11:40:33.387
7 -	1:37.697	48.018	2:25.715 (2)	73.34	0.349	11:42:59.102

P9	7 GPF	Peter MOORE	Yamaha - Station Garage, Isle of Man			
IDEAL LAP TIME : 2:15.864		BEST LAP TIME : 2:15.864	DIFFERENCE : 0.000			

LAP	SECTOR 1	SECTOR 2	LAP TIME	MPH	DIFF	TIME OF DAY
1 -		46.194	3:19.093	53.68	1:03.229	11:29:08.177
2 -	1:32.186	45.740	2:17.926 (2)	77.49	2.062	11:31:26.103
3 -	1:34.264	47.026	2:21.290	75.64	5.426	11:33:47.393
4 -	1:32.409	46.825	2:19.234	76.76	3.370	11:36:06.627
5 -	1:32.994	46.079	2:19.073	76.85	3.209	11:38:25.700
6 -	1:32.234	46.076	2:18.310 (3)	77.27	2.446	11:40:44.010
7 -	1:30.728	45.136	2:15.864 (1)	78.66		11:42:59.874

P10	83 GPF	Paul GODBOLD	Yamaha - Hill farm tree services			
IDEAL LAP TIME : 2:15.802		BEST LAP TIME : 2:15.802	DIFFERENCE : 0.000			

LAP	SECTOR 1	SECTOR 2	LAP TIME	MPH	DIFF	TIME OF DAY
1 -		47.114	3:16.042	54.51	1:00.240	11:29:05.126
2 -	1:33.426	47.055	2:20.481	76.08	4.679	11:31:25.607
3 -	1:34.542	47.550	2:22.092	75.21	6.290	11:33:47.699
4 -	1:32.113	46.415	2:18.528 (2)	77.15	2.726	11:36:06.227
5 -	1:32.159	47.257	2:19.416	76.66	3.614	11:38:25.643
6 -	1:32.231	46.572	2:18.803 (3)	77.00	3.001	11:40:44.446
7 -	1:30.506	45.296	2:15.802 (1)	78.70		11:43:00.248

P11	85	Andrew WALES	MZ - Illuminated Design LTD			
IDEAL LAP TIME : 2:26.784		BEST LAP TIME : 2:26.784	DIFFERENCE : 0.000			

LAP	SECTOR 1	SECTOR 2	LAP TIME	MPH	DIFF	TIME OF DAY
1 -		49.058	2:36.623	68.24	9.839	11:28:25.707
2 -	1:38.729	48.658	2:27.387	72.51	0.603	11:30:53.094
3 -	1:38.749	48.562	2:27.311 (3)	72.55	0.527	11:33:20.405
4 -	1:38.302	48.717	2:27.019 (2)	72.69	0.235	11:35:47.424

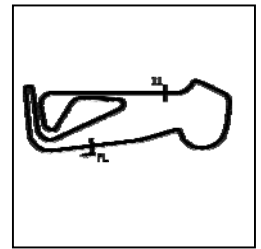
Weather / Track : Bright / Dry

Snetterton 300
Circuit Length = 2.9689 miles
Start: 11:25 Flag 11:42 End: 11:45

BMCRC - MRO Championships 2019 - Rnd 5 @ Snetterton

Chilton Motors 250 MZs & BMCRC Blue Haze 2-Stroke GP

RACE 5 - SECTOR ANALYSIS



SECTOR 1 = FL to I1, SECTOR 2 = I1 to FL, DIFF = Difference To Personal Best Lap, P = Crossed Finish Line in Pit Lane, D = Time Disallowed

5 -	1:38.231	48.553	2:26.784 (1)	72.81		11:38:14.208
6 -	1:38.805	48.587	2:27.392	72.51	0.608	11:40:41.600
7 -	1:39.054	51.137	2:30.191	71.16	3.407	11:43:11.791

P12 55 GPF Paul TOLAND			Yamaha -			
IDEAL LAP TIME : 2:18.484		BEST LAP TIME : 2:18.681	DIFFERENCE : 0.197			
LAP	SECTOR 1	SECTOR 2	LAP TIME	MPH	DIFF	TIME OF DAY
1 -		47.318	3:16.127	54.49	57.446	11:29:05.211
2 -	1:32.557	46.643	2:19.200 (2)	76.78	0.519	11:31:24.411
3 -	1:34.401	47.883	2:22.284	75.11	3.603	11:33:46.695
4 -	1:32.616	46.849	2:19.465 (3)	76.63	0.784	11:36:06.160
5 -	1:31.841	46.840	2:18.681 (1)	77.06		11:38:24.841
6 -	1:33.232	53.332	2:26.564	72.92	7.883	11:40:51.405
7 -	1:33.844	47.135	2:20.979	75.81	2.298	11:43:12.384

P13 144 GPF Stephen DUNN			Yamaha -			
IDEAL LAP TIME : 2:20.994		BEST LAP TIME : 2:21.104	DIFFERENCE : 0.110			
LAP	SECTOR 1	SECTOR 2	LAP TIME	MPH	DIFF	TIME OF DAY
1 -		49.500	3:24.149	52.35	1:03.045	11:29:13.233
2 -	1:37.266	49.218	2:26.484	72.96	5.380	11:31:39.717
3 -	1:36.521	48.442	2:24.963	73.72	3.859	11:34:04.680
4 -	1:34.328	47.758	2:22.086	75.22	0.982	11:36:26.766
5 -	1:34.566	47.393	2:21.959 (3)	75.28	0.855	11:38:48.725
6 -	1:33.970	47.134	2:21.104 (1)	75.74		11:41:09.829
7 -	1:33.860	47.414	2:21.274 (2)	75.65	0.170	11:43:31.103

P14 15 GPF Max HOUSE			Yamaha -			
IDEAL LAP TIME : 2:20.906		BEST LAP TIME : 2:21.149	DIFFERENCE : 0.243			
LAP	SECTOR 1	SECTOR 2	LAP TIME	MPH	DIFF	TIME OF DAY
1 -		49.197	3:24.213	52.33	1:03.064	11:29:13.297
2 -	1:34.971	47.153	2:22.124 (2)	75.20	0.975	11:31:35.421
3 -	1:35.219	47.934	2:23.153 (3)	74.66	2.004	11:33:58.574
4 -	1:34.871	48.940	2:23.811	74.32	2.662	11:36:22.385
5 -	1:36.565	48.156	2:24.721	73.85	3.572	11:38:47.106
6 -	1:33.753	47.396	2:21.149 (1)	75.72		11:41:08.255
7 -	1:36.270	48.143	2:24.413	74.01	3.264	11:43:32.668

P15 44 Robert DESSOY			MZ - Eastern Garage Racing			
IDEAL LAP TIME : 2:29.342		BEST LAP TIME : 2:29.531	DIFFERENCE : 0.189			
LAP	SECTOR 1	SECTOR 2	LAP TIME	MPH	DIFF	TIME OF DAY
1 -		52.465	2:44.391	65.01	14.860	11:28:33.475
2 -	1:41.395	50.950	2:32.345	70.15	2.814	11:31:05.820
3 -	1:39.912	50.432	2:30.344	71.09	0.813	11:33:36.164
4 -	1:39.712	50.789	2:30.501	71.01	0.970	11:36:06.665
5 -	1:39.573	50.449	2:30.022 (2)	71.24	0.491	11:38:36.687
6 -	1:38.953	50.578	2:29.531 (1)	71.47		11:41:06.218
7 -	1:39.775	50.389	2:30.164 (3)	71.17	0.633	11:43:36.382

P16 9 Gary HOWLETT			MZ - HS Racing			
IDEAL LAP TIME : 2:28.417		BEST LAP TIME : 2:29.757	DIFFERENCE : 1.340			
LAP	SECTOR 1	SECTOR 2	LAP TIME	MPH	DIFF	TIME OF DAY
1 -		50.691	2:39.838	66.86	10.081	11:28:28.922
2 -	1:42.549	50.118	2:32.667	70.00	2.910	11:31:01.589
3 -	1:44.427	50.175	2:34.602	69.13	4.845	11:33:36.191
4 -	1:41.783	49.700	2:31.483	70.55	1.726	11:36:07.674
5 -	1:40.743	49.391	2:30.134 (3)	71.19	0.377	11:38:37.808
6 -	1:39.026	50.731	2:29.757 (1)	71.36		11:41:07.565
7 -	1:40.275	49.591	2:29.866 (2)	71.31	0.109	11:43:37.431

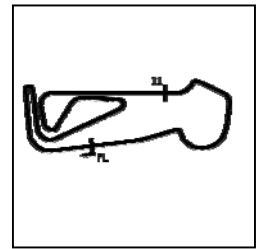
Weather / Track : Bright / Dry

Snetterton 300
Circuit Length = 2.9689 miles
Start: 11:25 Flag 11:42 End: 11:45

BMCRC - MRO Championships 2019 - Rnd 5 @ Snetterton

Chilton Motors 250 MZs & BMCRC Blue Haze 2-Stroke GP

RACE 5 - SECTOR ANALYSIS



SECTOR 1 = FL to I1, SECTOR 2 = I1 to FL, DIFF = Difference To Personal Best Lap, P = Crossed Finish Line in Pit Lane, D = Time Disallowed

P17 113		Liam NEWMAN		MZ - Team newman racing		
IDEAL LAP TIME : 2:26.899		BEST LAP TIME : 2:26.899		DIFFERENCE : 0.000		
LAP	SECTOR 1	SECTOR 2	LAP TIME	MPH	DIFF	TIME OF DAY
1 -		49.620	2:37.353	67.92	10.454	11:28:26.437
2 -	1:38.516	48.383	2:26.899 (1)	72.75		11:30:53.336
3 -	1:40.602	49.729	2:30.331 (3)	71.09	3.432	11:33:23.667
4 -	1:41.070	49.867	2:30.937	70.81	4.038	11:35:54.604
5 -	1:41.848	49.933	2:31.781	70.41	4.882	11:38:26.385
6 -	1:50.256	50.768	2:41.024	66.37	14.125	11:41:07.409
7 -	1:40.384	49.806	2:30.190 (2)	71.16	3.291	11:43:37.599

P18 121 GPF		Ben HUNTER		Yamaha -		
IDEAL LAP TIME : 2:23.746		BEST LAP TIME : 2:23.871		DIFFERENCE : 0.125		
LAP	SECTOR 1	SECTOR 2	LAP TIME	MPH	DIFF	TIME OF DAY
1 -		48.078	3:18.999	53.70	55.128	11:29:08.083
2 -	1:36.012	48.742	2:24.754 (3)	73.83	0.883	11:31:32.837
3 -	1:35.668	48.203	2:23.871 (1)	74.28		11:33:56.708
4 -	1:36.240	48.296	2:24.536 (2)	73.94	0.665	11:36:21.244
5 -	1:37.150	48.522	2:25.672	73.37	1.801	11:38:46.916
6 -	1:36.302	48.956	2:25.258	73.57	1.387	11:41:12.174
7 -	1:37.326	48.361	2:25.687	73.36	1.816	11:43:37.861

P19 60 GPF		Daniel GOUGH		Yamaha - G Force Motorcycles		
IDEAL LAP TIME : 2:24.594		BEST LAP TIME : 2:25.072		DIFFERENCE : 0.478		
LAP	SECTOR 1	SECTOR 2	LAP TIME	MPH	DIFF	TIME OF DAY
1 -		49.172	3:23.139	52.61	58.067	11:29:12.223
2 -	1:37.661	49.018	2:26.679	72.86	1.607	11:31:38.902
3 -	1:37.521	49.797	2:27.318	72.55	2.246	11:34:06.220
4 -	1:37.418	49.843	2:27.261	72.57	2.189	11:36:33.481
5 -	1:36.156	49.318	2:25.474 (2)	73.47	0.402	11:38:58.955
6 -	1:36.381	49.146	2:25.527 (3)	73.44	0.455	11:41:24.482
7 -	1:36.634	48.438	2:25.072 (1)	73.67		11:43:49.554

P20 71 GPF		Richard HICKLING		Aprilia - All the Pickles		
IDEAL LAP TIME : 2:25.843		BEST LAP TIME : 2:26.153		DIFFERENCE : 0.310		
LAP	SECTOR 1	SECTOR 2	LAP TIME	MPH	DIFF	TIME OF DAY
1 -		49.766	3:26.634	51.72	1:00.481	11:29:15.718
2 -	1:37.691	48.934	2:26.625 (2)	72.89	0.472	11:31:42.343
3 -	1:37.255	48.898	2:26.153 (1)	73.12		11:34:08.496
4 -	1:37.760	50.078	2:27.838	72.29	1.685	11:36:36.334
5 -	1:38.415	48.588	2:27.003 (3)	72.70	0.850	11:39:03.337
6 -	1:38.756	49.073	2:27.829	72.30	1.676	11:41:31.166
7 -	1:38.158	49.117	2:27.275	72.57	1.122	11:43:58.441

P21 11 GPF		Gael MACHARD		Aprilia -		
IDEAL LAP TIME : 2:23.880		BEST LAP TIME : 2:24.763		DIFFERENCE : 0.883		
LAP	SECTOR 1	SECTOR 2	LAP TIME	MPH	DIFF	TIME OF DAY
1 -		49.242	3:23.817	52.43	59.054	11:29:12.901
2 -	1:37.196	49.102	2:26.298 (3)	73.05	1.535	11:31:39.199
3 -	1:37.277	49.697	2:26.974	72.72	2.211	11:34:06.173
4 -	1:35.908	48.855	2:24.763 (1)	73.83		11:36:30.936
5 -	1:36.456	48.443	2:24.899 (2)	73.76	0.136	11:38:55.835
6 -	1:35.437	58.268	2:33.705	69.53	8.942	11:41:29.540
7 -	1:40.102	50.835	2:30.937	70.81	6.174	11:44:00.477

P22 5		Garry SAMETT		MZ - smallmouse		
IDEAL LAP TIME : 2:33.115		BEST LAP TIME : 2:33.115		DIFFERENCE : 0.000		
LAP	SECTOR 1	SECTOR 2	LAP TIME	MPH	DIFF	TIME OF DAY
1 -						

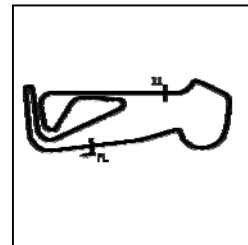
Weather / Track : Bright / Dry

Snetterton 300
 Circuit Length = 2.9689 miles
 Start: 11:25 Flag 11:42 End: 11:45

BMCRC - MRO Championships 2019 - Rnd 5 @ Snetterton

Chilton Motors 250 MZs & BMCRC Blue Haze 2-Stroke GP

RACE 5 - SECTOR ANALYSIS



SECTOR 1 = FL to I1, SECTOR 2 = I1 to FL, DIFF = Difference To Personal Best Lap, P = Crossed Finish Line in Pit Lane, D = Time Disallowed

1 -		51.858		2:46.087	64.35	12.972	11:28:35.171
2 -	1:45.166	52.308		2:37.474	67.87	4.359	11:31:12.645
3 -	1:44.014	52.043		2:36.057	68.48	2.942	11:33:48.702
4 -	1:43.917	51.128		2:35.045 (3)	68.93	1.930	11:36:23.747
5 -	1:44.579	51.171		2:35.750	68.62	2.635	11:38:59.497
6 -	1:42.738	51.226		2:33.964 (2)	69.41	0.849	11:41:33.461
7 -	1:42.034	51.081		2:33.115 (1)	69.80		11:44:06.576

P23 32 John ASHMEAD		MZ -				
IDEAL LAP TIME : 2:33.401		BEST LAP TIME : 2:34.019		DIFFERENCE : 0.618		
LAP	SECTOR 1	SECTOR 2	LAP TIME	MPH	DIFF	TIME OF DAY
1 -		51.959	2:43.689	65.29	9.670	11:28:32.773
2 -	1:44.698	52.139	2:36.837	68.14	2.818	11:31:09.610
3 -	1:44.897	51.950	2:36.847	68.14	2.828	11:33:46.457
4 -	1:44.437	51.912	2:36.349 (3)	68.36	2.330	11:36:22.806
5 -	1:46.768	50.496	2:37.264	67.96	3.245	11:39:00.070
6 -	1:43.075	51.160	2:34.235 (2)	69.29	0.216	11:41:34.305
7 -	1:43.693	50.326	2:34.019 (1)	69.39		11:44:08.324

P24 77 GPF Neil GRANT		Yamaha - Merlin Pipes				
IDEAL LAP TIME : 2:25.840		BEST LAP TIME : 2:25.840		DIFFERENCE : 0.000		
LAP	SECTOR 1	SECTOR 2	LAP TIME	MPH	DIFF	TIME OF DAY
1 -		50.846	3:29.928	50.91	1:04.088	11:29:19.012
2 -	1:43.452	50.881	2:34.333	69.25	8.493	11:31:53.345
3 -	1:44.043	50.828	2:34.871	69.01	9.031	11:34:28.216
4 -	1:38.577	49.011	2:27.588	72.41	1.748	11:36:55.804
5 -	1:37.195	49.636	2:26.831 (3)	72.79	0.991	11:39:22.635
6 -	1:36.995	48.900	2:25.895 (2)	73.25	0.055	11:41:48.530
7 -	1:36.943	48.897	2:25.840 (1)	73.28		11:44:14.370

P25 21 GP Stuart THURTLE		Honda - TeamTortoise				
IDEAL LAP TIME : 2:29.365		BEST LAP TIME : 2:29.661		DIFFERENCE : 0.296		
LAP	SECTOR 1	SECTOR 2	LAP TIME	MPH	DIFF	TIME OF DAY
1 -		49.920	3:27.346	51.54	57.685	11:29:16.430
2 -	1:39.445	50.216	2:29.661 (1)	71.41		11:31:46.091
3 -	1:39.599	50.331	2:29.930 (2)	71.28	0.269	11:34:16.021
4 -	1:40.245	50.710	2:30.955	70.80	1.294	11:36:46.976
5 -	1:40.280	49.947	2:30.227 (3)	71.14	0.566	11:39:17.203
6 -	1:40.341	50.927	2:31.268	70.65	1.607	11:41:48.471
7 -	1:40.340	50.436	2:30.776	70.88	1.115	11:44:19.247

P26 808 GPF Mason JOHNSON		Aprilia - D&D Racing				
IDEAL LAP TIME : 2:28.928		BEST LAP TIME : 2:28.928		DIFFERENCE : 0.000		
LAP	SECTOR 1	SECTOR 2	LAP TIME	MPH	DIFF	TIME OF DAY
1 -		51.129	3:31.267	50.59	1:02.339	11:29:20.351
2 -	1:40.802	51.369	2:32.171	70.23	3.243	11:31:52.522
3 -	1:40.926	52.331	2:33.257	69.73	4.329	11:34:25.779
4 -	1:40.903	50.953	2:31.856 (3)	70.38	2.928	11:36:57.635
5 -	1:41.478	51.100	2:32.578	70.04	3.650	11:39:30.213
6 -	1:40.843	50.028	2:30.871 (2)	70.84	1.943	11:42:01.084
7 -	1:39.418	49.510	2:28.928 (1)	71.76		11:44:30.012

P27 38 Chris PETTET		MZ -				
IDEAL LAP TIME : 2:37.705		BEST LAP TIME : 2:37.762		DIFFERENCE : 0.057		
LAP	SECTOR 1	SECTOR 2	LAP TIME	MPH	DIFF	TIME OF DAY
1 -		54.232	2:48.555	63.40	10.793	11:28:37.639
2 -	1:46.005	53.796	2:39.801	66.88	2.039	11:31:17.440
3 -	1:45.429	53.449	2:38.878	67.27	1.116	11:33:56.318
4 -	1:46.011	53.430	2:39.441	67.03	1.679	11:36:35.759

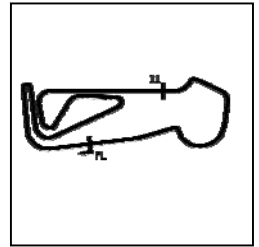
Weather / Track : Bright / Dry

Snetterton 300
Circuit Length = 2.9689 miles
Start: 11:25 Flag 11:42 End: 11:45

BMCRC - MRO Championships 2019 - Rnd 5 @ Snetterton

Chilton Motors 250 MZs & BMCRC Blue Haze 2-Stroke GP

RACE 5 - SECTOR ANALYSIS



SECTOR 1 = FL to I1, SECTOR 2 = I1 to FL, DIFF = Difference To Personal Best Lap, P = Crossed Finish Line in Pit Lane, D = Time Disallowed

5 -	1:45.787	52.782	2:38.569 (3)	67.40	0.807	11:39:14.328
6 -	1:45.420	52.955	2:38.375 (2)	67.48	0.613	11:41:52.703
7 -	1:44.923	52.839	2:37.762 (1)	67.74		11:44:30.465

P28	41	Gary WILLIAMS	MZ -			
IDEAL LAP TIME : 2:37.303		BEST LAP TIME : 2:38.006	DIFFERENCE : 0.703			
LAP	SECTOR 1	SECTOR 2	LAP TIME	MPH	DIFF	TIME OF DAY
1 -		52.834	2:47.102	63.96	9.096	11:28:36.186
2 -	1:46.748	53.487	2:40.235	66.70	2.229	11:31:16.421
3 -	1:45.345	53.789	2:39.134	67.16	1.128	11:33:55.555
4 -	1:46.509	53.125	2:39.634	66.95	1.628	11:36:35.189
5 -	1:46.164	52.300	2:38.464 (2)	67.44	0.458	11:39:13.653
6 -	1:45.003	53.003	2:38.006 (1)	67.64		11:41:51.659
7 -	1:46.136	52.761	2:38.897 (3)	67.26	0.891	11:44:30.556

P29	47	Richard FAYERS	MZ -			
IDEAL LAP TIME : 2:39.800		BEST LAP TIME : 2:39.823	DIFFERENCE : 0.023			
LAP	SECTOR 1	SECTOR 2	LAP TIME	MPH	DIFF	TIME OF DAY
1 -		53.013	2:47.616	63.76	7.793	11:28:36.700
2 -	1:47.602	53.413	2:41.015 (3)	66.37	1.192	11:31:17.715
3 -	1:47.764	53.302	2:41.066	66.35	1.243	11:33:58.781
4 -	1:46.871	52.952	2:39.823 (1)	66.87		11:36:38.604
5 -	1:46.848	53.736	2:40.584 (2)	66.55	0.761	11:39:19.188
6 -	1:49.422	55.022	2:44.444	64.99	4.621	11:42:03.632
7 -	1:50.304	54.531	2:44.835	64.84	5.012	11:44:48.467

P30	66	Mark VINCENT	MZ - Putoline			
IDEAL LAP TIME : 2:41.139		BEST LAP TIME : 2:41.434	DIFFERENCE : 0.295			
LAP	SECTOR 1	SECTOR 2	LAP TIME	MPH	DIFF	TIME OF DAY
1 -		53.536	2:51.618	62.27	10.184	11:28:40.702
2 -	1:47.603	53.831	2:41.434 (1)	66.20		11:31:22.136
3 -	1:48.336	53.937	2:42.273 (2)	65.86	0.839	11:34:04.409
4 -	1:48.759	53.664	2:42.423 (3)	65.80	0.989	11:36:46.832
5 -	1:48.911	53.594	2:42.505	65.77	1.071	11:39:29.337
6 -	1:48.811	53.989	2:42.800	65.65	1.366	11:42:12.137
7 -	1:48.974	55.786	2:44.760	64.87	3.326	11:44:56.897

P31	26 R	Andy HOWLETT	MZ -			
IDEAL LAP TIME : 2:47.459		BEST LAP TIME : 2:47.459	DIFFERENCE : 0.000			
LAP	SECTOR 1	SECTOR 2	LAP TIME	MPH	DIFF	TIME OF DAY
1 -		57.221	2:56.568	60.53	9.109	11:28:45.652
2 -	1:53.889	56.529	2:50.418	62.71	2.959	11:31:36.070
3 -	1:52.885	57.100	2:49.985	62.87	2.526	11:34:26.055
4 -	1:51.728	56.445	2:48.173 (2)	63.55	0.714	11:37:14.228
5 -	1:52.906	56.862	2:49.768 (3)	62.95	2.309	11:40:03.996
6 -	1:51.559	55.900	2:47.459 (1)	63.82		11:42:51.455

P32	666 GP	Aif MOSSELL	Suzuki - AMR Motorsport			
IDEAL LAP TIME : 2:44.540		BEST LAP TIME : 2:44.540	DIFFERENCE : 0.000			
LAP	SECTOR 1	SECTOR 2	LAP TIME	MPH	DIFF	TIME OF DAY
1 -		58.180	3:48.928	46.68	1:04.388	11:29:38.012
2 -	1:51.946	57.044	2:48.990	63.24	4.450	11:32:27.002
3 -	1:53.060	56.668	2:49.728	62.97	5.188	11:35:16.730
4 -	1:51.925	56.155	2:48.080 (3)	63.58	3.540	11:38:04.810
5 -	1:49.017	55.523	2:44.540 (1)	64.95		11:40:49.350
6 -	1:50.033	55.923	2:45.956 (2)	64.40	1.416	11:43:35.306

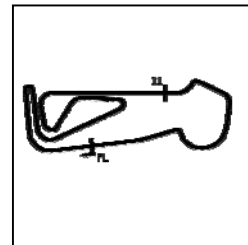
Weather / Track : Bright / Dry

Snetterton 300
Circuit Length = 2.9689 miles
Start: 11:25 Flag 11:42 End: 11:45

BMCRC - MRO Championships 2019 - Rnd 5 @ Snetterton

Chilton Motors 250 MZs & BMCRC Blue Haze 2-Stroke GP

RACE 5 - SECTOR ANALYSIS



SECTOR 1 = FL to I1, SECTOR 2 = I1 to FL, DIFF = Difference To Personal Best Lap, P = Crossed Finish Line in Pit Lane, D = Time Disallowed

P33 67 GPF Mark BAILEY		Yamaha - Gforce motorcycles				
IDEAL LAP TIME : 2:49.932		BEST LAP TIME : 2:50.054		DIFFERENCE : 0.122		
LAP	SECTOR 1	SECTOR 2	LAP TIME	MPH	DIFF	TIME OF DAY
1 -		59.929	3:49.986	46.47	59.932	11:29:39.070
2 -	1:52.073	58.047	2:50.120 (2)	62.82	0.066	11:32:29.190
3 -	1:52.195	57.859	2:50.054 (1)	62.85		11:35:19.244
4 -	1:54.394	59.482	2:53.876	61.46	3.822	11:38:13.120
5 -	1:53.713	59.889	2:53.602 (3)	61.56	3.548	11:41:06.722
6 -	1:55.399	58.216	2:53.615	61.56	3.561	11:44:00.337

P34 27 GPF Richard HAYWARD		Yamaha - Gforce Motorcycles				
IDEAL LAP TIME : 2:26.239		BEST LAP TIME : 2:27.469		DIFFERENCE : 1.230		
LAP	SECTOR 1	SECTOR 2	LAP TIME	MPH	DIFF	TIME OF DAY
1 -		49.610	3:23.216	52.59	55.747	11:29:12.300
2 -	1:37.844	49.789	2:27.633 (2)	72.39	0.164	11:31:39.933
3 -	1:37.069	50.663	2:27.732 (3)	72.34	0.263	11:34:07.665
4 -	1:36.629	50.840	2:27.469 (1)	72.47		11:36:35.134

P35 53 GP Mark WHITING		Yamaha - Mark whiting				
IDEAL LAP TIME : 2:18.923		BEST LAP TIME : 2:19.281		DIFFERENCE : 0.358		
LAP	SECTOR 1	SECTOR 2	LAP TIME	MPH	DIFF	TIME OF DAY
1 -		46.697	3:15.273	54.73	55.992	11:29:04.357
2 -	1:32.226	47.055	2:19.281 (1)	76.73		11:31:23.638

BMCRC - MRO Championships 2019 - Rnd 5 @ Snetterton

Chilton Motors 250 MZs & BMCRC Blue Haze 2-Stroke GP

RACE 5 - BEST SECTORS

SECTOR 1			SECTOR 2			IDEAL / BEST COMPARISON						
POS	NO	NAME	TIME	NO	NAME	TIME	POS	NO	NAME	IDEAL	BEST	DIFF
									PERFECT LAP	2:11.722		
1	64	ELLIS	1:28.205	64	ELLIS	43.517	1	64	ELLIS	2:11.722	2:11.722	0.000
2	13	EDMONDSON	1:28.435	13	EDMONDSON	44.191	2	13	EDMONDSON	2:12.626	2:12.626	0.000
3	101	DAVIES	1:29.264	101	DAVIES	44.224	3	101	DAVIES	2:13.488	2:13.488	0.000
4	83	GODBOLD	1:30.506	7	MOORE	45.136	4	83	GODBOLD	2:15.802	2:15.802	0.000
5	7	MOORE	1:30.728	83	GODBOLD	45.296	5	7	MOORE	2:15.864	2:15.864	0.000
6	169	HOGG	1:31.554	169	HOGG	45.582	6	169	HOGG	2:17.136	2:17.263	0.127
7	70	BURSCOUGH	1:31.799	70	BURSCOUGH	45.933	7	70	BURSCOUGH	2:17.732	2:18.051	0.319
8	55	TOLAND	1:31.841	55	TOLAND	46.643	8	55	TOLAND	2:18.484	2:18.681	0.197
9	53	WHITING	1:32.226	53	WHITING	46.697	9	53	WHITING	2:18.923	2:19.281	0.358
10	15	HOUSE	1:33.753	144	DUNN	47.134	10	15	HOUSE	2:20.906	2:21.149	0.243
11	144	DUNN	1:33.860	15	HOUSE	47.153	11	144	DUNN	2:20.994	2:21.104	0.110
12	95	ROGERS	1:35.025	95	ROGERS	47.231	12	95	ROGERS	2:22.256	2:22.318	0.062
13	11	MACHARD	1:35.437	75	WOODALL	47.291	13	75	WOODALL	2:23.204	2:23.467	0.263
14	121	HUNTER	1:35.668	69	MANN	48.018	14	121	HUNTER	2:23.746	2:23.871	0.125
15	75	WOODALL	1:35.913	121	HUNTER	48.078	15	11	MACHARD	2:23.880	2:24.763	0.883
16	60	GOUGH	1:36.156	113	NEWMAN	48.383	16	60	GOUGH	2:24.594	2:25.072	0.478
17	27	HAYWARD	1:36.629	60	GOUGH	48.438	17	69	MANN	2:25.228	2:25.366	0.138
18	77	GRANT	1:36.943	11	MACHARD	48.443	18	77	GRANT	2:25.840	2:25.840	0.000
19	69	MANN	1:37.210	85	WALES	48.553	19	71	HICKLING	2:25.843	2:26.153	0.310
20	71	HICKLING	1:37.255	71	HICKLING	48.588	20	27	HAYWARD	2:26.239	2:27.469	1.230
21	85	WALES	1:38.231	77	GRANT	48.897	21	85	WALES	2:26.784	2:26.784	0.000
22	113	NEWMAN	1:38.516	9	HOWLETT	49.391	22	113	NEWMAN	2:26.899	2:26.899	0.000
23	44	DESSOY	1:38.953	808	JOHNSON	49.510	23	9	HOWLETT	2:28.417	2:29.757	1.340
24	9	HOWLETT	1:39.026	27	HAYWARD	49.610	24	808	JOHNSON	2:28.928	2:28.928	0.000
25	808	JOHNSON	1:39.418	21	THURTL	49.920	25	44	DESSOY	2:29.342	2:29.531	0.189
26	21	THURTL	1:39.445	32	ASHMEAD	50.326	26	21	THURTL	2:29.365	2:29.661	0.296
27	5	SAMETT	1:42.034	44	DESSOY	50.389	27	5	SAMETT	2:33.115	2:33.115	0.000
28	32	ASHMEAD	1:43.075	5	SAMETT	51.081	28	32	ASHMEAD	2:33.401	2:34.019	0.618
29	38	PETTET	1:44.923	41	WILLIAMS	52.300	29	41	WILLIAMS	2:37.303	2:38.006	0.703
30	41	WILLIAMS	1:45.003	38	PETTET	52.782	30	38	PETTET	2:37.705	2:37.762	0.057
31	47	FAYERS	1:46.848	47	FAYERS	52.952	31	47	FAYERS	2:39.800	2:39.823	0.023
32	66	VINCENT	1:47.603	66	VINCENT	53.536	32	66	VINCENT	2:41.139	2:41.434	0.295
33	666	MOSSELL	1:49.017	666	MOSSELL	55.523	33	666	MOSSELL	2:44.540	2:44.540	0.000
34	26	HOWLETT	1:51.559	26	HOWLETT	55.900	34	26	HOWLETT	2:47.459	2:47.459	0.000
35	67	BAILEY	1:52.073	67	BAILEY	57.859	35	67	BAILEY	2:49.932	2:50.054	0.122
36												
37												
38												

Weather / Track : Bright / Dry

Results can be found at www.tsl-timing.com

Snetterton 300

Circuit Length = 2.9689 miles

Start: 11:25 Flag 11:42 End: 11:45

Printed - 11:46 Sunday, 09 June 2019



BMCRC - MRO Championships 2019 - Rnd 5 @ Snetterton

Chilton Motors 250 MZs & BMCRC Blue Haze 2-Stroke GP

RACE 14 - GRID (7 Laps)

ROW 16	1		47	208 Adam NELSON	46	121 Roger MARSH	
ROW 15		45	691 Mark ELLERAY	44	59 Neil HESMAN	43	125 Ben MILES
ROW 14	42	67 2:50.054 Mark BAILEY	41	666 2:44.540 Alf MOSSELL	40	21 2:29.661 Stuart THURTL	
ROW 13		39	808 2:28.928 Mason JOHNSON	38	27 2:27.469 Richard HAYWARD	37	71 2:26.153 Richard HICKLING
ROW 12	36	77 2:25.840 Neil GRANT	35	60 2:25.072 Daniel GOUGH	34	11 2:24.763 Gael MACHARD	
ROW 11		33	121 2:23.871 Ben HUNTER	32	15 2:21.149 Max HOUSE	31	144 2:21.104 Stephen DUNN
ROW 10	30	53 2:19.281 Mark WHITING	29	55 2:18.681 Paul TOLAND	28	70 2:18.051 Andrew BURSCOUGH	
ROW 9		27	169 2:17.263 John HOGG	26	7 2:15.864 Peter MOORE	25	83 2:15.802 Paul GODBOLD
ROW 8	24	101 2:13.488 Andrew DAVIES	23	13 2:12.626 Doug EDMONDSON	22	64 2:11.722 Phil ELLIS	
ROW 7		21		20		19	
ROW 6	18		17		16	566 Michael WILBY	
ROW 5		15	48 Kevin SABBARTON	14	26 2:47.459 Andy HOWLETT	13	66 2:41.434 Mark VINCENT
ROW 4	12	47 2:39.823 Richard FAYERS	11	41 2:38.006 Gary WILLIAMS	10	38 2:37.762 Chris PETTET	
ROW 3		9	32 2:34.019 John ASHMEAD	8	5 2:33.115 Garry SAMETT	7	9 2:29.757 Gary HOWLETT
ROW 2	6	44 2:29.531 Robert DESSOY	5	113 2:26.899 Liam NEWMAN	4	85 2:26.784 Andrew WALES	
ROW 1		3	69 2:25.366 Alexander MANN	2	75 2:23.467 Peter WOODALL	1	95 2:22.318 Christopher ROGERS

Pole

Snetterton 300
Circuit Length = 2.9689 miles

These results are provisional until the conclusion of any judicial and technical matters.

Clerk Of Course :	Timekeeper :
-------------------	--------------

Results can be found at www.tsl-timing.com

Printed - 11:55 Sunday, 09 June 2019





BMCRC - MRO Championships 2019 - Rnd 5 @ Snetterton

Chilton Motors 250 MZs & BMCRC Blue Haze 2-Stroke GP

RACE 14 - CLASSIFICATION

POS	NO	CL	PIC NAME	ENTRY	LAPS	TIME	GAP	DIFF	MPH	BEST	ON
1	101	GPF	1 Andrew DAVIES	Yamaha - GIBSON EXHAUSTS	7	16:47.340			74.27	2:14.860	6
2	64	GP	1 Phil ELLIS	Suzuki -	7	16:55.612	8.272	8.272	73.66	2:15.252	6
3	70	GPF	2 Andrew BURSCOUGH	Yamaha - Apollo Tuning	7	16:59.395	12.055	3.783	73.39	2:16.024	6
4	7	GPF	3 Peter MOORE	Yamaha - Station Garage, Isle of Man	7	17:00.205	12.865	0.810	73.33	2:15.970	7
5	95		1 Christopher ROGERS	MZ - CB Racing	7	17:02.945	15.605	2.740	73.13	2:24.320	4
6	75		2 Peter WOODALL	MZ - Core Projects Ltd	7	17:03.086	15.746	0.141	73.12	2:23.294	6
7	69		3 Alexander MANN	MZ - HS RACING	7	17:03.887	16.547	0.801	73.07	2:24.304	6
8	169	GP	2 John HOGG	Yamaha -	7	17:04.592	17.252	0.705	73.02	2:16.499	7
9	55	GPF	4 Paul TOLAND	Yamaha -	7	17:09.907	22.567	5.315	72.64	2:17.628	6
10	83	GPF	5 Paul GODBOLD	Yamaha - Hill farm tree services	7	17:13.701	26.361	3.794	72.37	2:18.675	5
11	44		4 Robert DESSOY	MZ - Eastern Garage Racing	7	17:13.923	26.583	0.222	72.36	2:25.286	7
12	85		5 Andrew WALES	MZ - Illuminated Design LTD	7	17:23.833	36.493	9.910	71.67	2:27.200	2
13	144	GPF	6 Stephen DUNN	Yamaha -	7	17:32.142	44.802	8.309	71.10	2:19.689	7
14	15	GPF	7 Max HOUSE	Yamaha -	7	17:37.215	49.875	5.073	70.76	2:19.728	7
15	121	GPF	8 Ben HUNTER	Yamaha -	7	17:40.301	52.961	3.086	70.56	2:21.510	7
16	77	GPF	9 Neil GRANT	Yamaha - Merlin Pipes	7	17:47.593	1:00.253	7.292	70.07	2:21.070	6
17	11	GPF	10 Gael MACHARD	Aprilia -	7	17:50.159	1:02.819	2.566	69.91	2:22.347	7
18	27	GPF	11 Richard HAYWARD	Yamaha - Gforce Motorcycles	7	17:50.599	1:03.259	0.440	69.88	2:22.324	6
19	60	GPF	12 Daniel GOUGH	Yamaha - G Force Motorcycles	7	17:52.169	1:04.829	1.570	69.78	2:21.864	6
20	9		6 Gary HOWLETT	MZ - HS Racing	7	17:52.982	1:05.642	0.813	69.72	2:30.138	5
21	113		7 Liam NEWMAN	MZ - Team newman racing	7	17:53.565	1:06.225	0.583	69.68	2:31.117	2
22	71	GPF	13 Richard HICKLING	Aprilia - All the Pickles	7	18:15.192	1:27.852	21.627	68.31	2:25.792	5
23	808	GPF	14 Mason JOHNSON	Aprilia - D&D Racing	7	18:21.645	1:34.305	6.453	67.91	2:26.990	5
24	21	GP	3 Stuart THURTLIE	Honda - TeamTortoise	7	18:21.707	1:34.367	0.062	67.90	2:27.606	5
25	5		8 Garry SAMETT	MZ - smallmouse	7	18:25.970	1:38.630	4.263	67.64	2:35.199	6
26	41		9 Gary WILLIAMS	MZ -	7	18:39.504	1:52.164	13.534	66.83	2:36.727	6
27	66		10 Mark VINCENT	MZ - Putoline	7	19:20.738	2:33.398	41.234	64.45	2:43.869	3
28	48		11 Kevin SABBARTON	MZ - Karen Castle Opticians	6	16:49.838	1 Lap	1 Lap	63.50	2:44.319	6
29	26	R	1 Andy HOWLETT	MZ -	6	17:06.492	1 Lap	16.654	62.47	2:47.718	5
30	666	GP	4 Alf MOSSELL	Suzuki - AMR Motorsport	6	17:39.516	1 Lap	33.024	60.52	2:42.824	5
31	67	GPF	15 Mark BAILEY	Yamaha - Gforce motorcycles	6	18:18.998	1 Lap	39.482	58.35	2:50.145	6

NOT CLASSIFIED

DNF	32		John ASHMEAD	MZ -	5	13:13.838	2 Laps	1 Lap	67.31	2:36.259	5
DNF	38		Chris PETTET	MZ -	5	13:25.602	2 Laps	11.764	66.33	2:37.838	5
DNF	47		Richard FAYERS	MZ -	3	7:59.743	4 Laps	2 Laps	66.83	2:36.195	2

FASTEST LAP

101	GPF	Andrew DAVIES	Yamaha - GIBSON EXHAUSTS	6	2:14.860	79.25 mph	127.54 kph
64	GP	Phil ELLIS	Suzuki -	6	2:15.252	79.02 mph	127.17 kph
75		Peter WOODALL	MZ - Core Projects Ltd	6	2:23.294	74.58 mph	120.03 kph
26	R	Andy HOWLETT	MZ -	5	2:47.718	63.72 mph	102.55 kph

Class GPF - 92.5% of Race Speed = 68.69 mph

Class GP - 92.5% of Race Speed = 68.13 mph

Class - 92.5% of Race Speed = 67.64 mph

Class R - 92.5% of Race Speed = 57.78 mph

Snetterton 300

Circuit Length = 2.9689 miles

Start: 15:21 Flag 15:38 End: 15:41

Weather / Track : Bright / Dry

These results are provisional until the conclusion of any judicial and technical matters.

Clerk Of Course :	Timekeeper :
-------------------	--------------

Results can be found at www.tsl-timing.com

Printed - 15:41 Sunday, 09 June 2019



BMCRC - MRO Championships 2019 - Rnd 5 @ Snetterton

Chilton Motors 250 MZs & BMCRC Blue Haze 2-Stroke GP

RACE 14 - LAP CHART

LAP 1 @ 15:24:21.105

NO	BEHIND	LAP TIME
95		2:33.016
69	0.288	2:33.304
85	0.727	2:33.743
75	1.852	2:34.868
44	2.289	2:35.305
113	3.310	2:36.326
9	6.110	2:39.126
32	10.808	2:43.824
47	11.700	2:44.716
5	13.614	2:46.630
41	15.220	2:48.236
38	15.730	2:48.746
66	18.742	2:51.758
26	22.325	2:55.341
48	22.606	2:55.622
101	39.305	3:12.321
70	41.306	3:14.322
7	41.960	3:14.976
64	43.048	3:16.064
55	44.079	3:17.095
169	44.800	3:17.816
83	45.025	3:18.041
121	48.080	3:21.096
144	48.962	3:21.978
15	49.668	3:22.684
77	52.987	3:26.003
27	53.089	3:26.105
11	53.294	3:26.310
60	53.811	3:26.827
21	55.394	3:28.410
808	57.888	3:30.904
71	57.982	3:30.998
666	1:15.893	3:48.909
67	1:18.481	3:51.497

LAP 2 @ 15:26:47.187

NO	BEHIND	LAP TIME
95		2:26.082
69	0.233	2:26.027
75	0.813	2:25.043
85	1.845	2:27.200
44	3.028	2:26.821
113	8.345	2:31.117
9	13.094	2:33.066
47	21.813	2:36.195
32	22.450	2:37.724
5	24.995	2:37.463
41	27.544	2:38.406
38	29.476	2:39.828
101	30.191	2:16.968
7	33.357	2:17.479
70	33.570	2:18.346
64	33.733	2:16.767
55	36.063	2:18.066
66	36.850	2:44.190
169	37.094	2:18.376
83	38.834	2:19.891
121	44.819	2:22.821
48	45.031	2:48.507
144	45.116	2:22.236
15	45.612	2:22.026
26	46.600	2:50.357

LAP 3 @ 15:29:12.764

NO	BEHIND	LAP TIME
77	53.099	2:26.194
11	53.513	2:26.301
27	54.453	2:27.446
60	54.864	2:27.135
21	59.564	2:30.252
71	1:00.002	2:28.102
808	1:00.862	2:29.056
666	1:39.756	2:49.945
67	1:44.270	2:51.871

LAP 3 @ 15:29:12.764

NO	BEHIND	LAP TIME
69		2:25.344
95	0.536	2:26.113
75	0.733	2:25.497
85	4.429	2:28.161
44	4.803	2:27.352
113	16.179	2:33.411
101	20.392	2:15.778
9	21.721	2:34.204
7	24.489	2:16.709
70	24.975	2:16.982
64	25.808	2:17.652
55	30.198	2:19.712
169	30.357	2:18.840
83	33.709	2:20.452
32	34.544	2:37.671
47	35.068	2:38.832
5	36.758	2:37.340
41	41.652	2:39.685
144	42.313	2:22.774
121	43.446	2:24.204
38	43.700	2:39.801
15	44.172	2:24.137
77	53.684	2:26.162
11	53.712	2:25.776
27	54.153	2:25.277
60	55.020	2:25.733
66	55.142	2:43.869
71	1:02.647	2:28.222
808	1:04.318	2:29.033
21	1:04.545	2:30.558
48	1:06.556	2:47.102
26	1:12.196	2:51.173
666	2:01.618	2:47.439
67	2:13.201	2:54.508

LAP 4 @ 15:31:37.620

NO	BEHIND	LAP TIME
95		2:24.320
69	0.238	2:25.094
75	0.824	2:24.947
44	6.127	2:26.180
85	7.354	2:27.781
101	11.674	2:16.138
64	17.333	2:16.381
70	17.398	2:17.279
7	20.328	2:20.695
169	23.688	2:18.187
113	23.882	2:32.559
55	24.189	2:18.847
83	27.629	2:18.776
9	29.087	2:32.222
144	40.355	2:22.898

LAP 5 @ 15:34:02.237

NO	BEHIND	LAP TIME
121	43.124	2:24.534
15	43.351	2:24.035
32	48.048	2:38.360
5	48.694	2:36.792
11	52.422	2:23.566
77	53.199	2:24.371
27	53.566	2:24.269
60	54.336	2:24.172
38	58.233	2:39.389
41	58.326	2:41.530
71	1:05.999	2:28.208
808	1:07.553	2:28.091
21	1:08.118	2:28.429
66	1:16.018	2:45.732
48	1:30.390	2:48.690
26	1:38.678	2:51.338
666	2:23.793	2:47.031

LAP 5 @ 15:34:02.237

NO	BEHIND	LAP TIME
95		2:24.617
69	0.915	2:25.294
75	1.091	2:24.884
101	2.837	2:15.780
44	7.900	2:26.390
70	10.130	2:17.349
85	10.224	2:27.487
64	10.288	2:17.572
7	12.865	2:17.154
169	17.440	2:18.369
55	18.296	2:18.724
67	1 Lap	2:56.443
83	21.687	2:18.675
113	32.647	2:33.382
9	34.608	2:30.138
144	36.740	2:21.002
121	41.453	2:22.946
15	41.652	2:22.918
77	50.799	2:22.217
11	51.226	2:23.421
27	51.738	2:22.789
60	52.567	2:22.848
32	59.690	2:36.259
5	59.943	2:35.866
71	1:07.174	2:25.792
808	1:09.926	2:26.990
21	1:11.107	2:27.606
38	1:11.454	2:37.838
41	1:11.592	2:37.883
66	1:35.992	2:44.591
48	1:51.371	2:45.598
26	2:01.779	2:47.718

LAP 6 @ 15:36:19.934

NO	BEHIND	LAP TIME
101		2:14.860
95	6.648	2:24.345
75	6.688	2:23.294
69	7.522	2:24.304
64	7.843	2:15.252
70	8.457	2:16.024
7	12.390	2:17.222
169	16.248	2:16.505
44	16.792	2:26.589

LAP 7 @ 15:38:35.429

NO	BEHIND	LAP TIME
55	18.227	2:17.628
85	21.762	2:29.235
83	23.091	2:19.101
666	1 Lap	2:42.824
144	40.608	2:21.565
15	45.642	2:21.687
121	46.946	2:23.190
113	47.727	2:32.777
9	48.612	2:31.701
77	54.172	2:21.070
11	55.967	2:22.438
27	56.365	2:22.324
60	56.734	2:21.864
67	1 Lap	2:54.534
71	1:16.135	2:26.658
5	1:17.445	2:35.199
808	1:20.312	2:28.083
21	1:21.969	2:28.559
41	1:30.622	2:36.727
66	2:03.522	2:45.227

LAP 7 @ 15:38:35.429

NO	BEHIND	LAP TIME
101		2:15.495
48	1 Lap	2:44.319
64	8.272	2:15.924
70	12.055	2:19.093
7	12.865	2:15.970
95	15.605	2:24.452
75	15.746	2:24.553
69	16.547	2:24.520
169	17.252	2:16.499
26	1 Lap	2:50.565
55	22.567	2:19.835
83	26.361	2:18.765
44	26.583	2:25.286
85	36.493	2:30.226
144	44.802	2:19.689
15	49.875	2:19.728
666	1 Lap	2:43.368
121	52.961	2:21.510
77	1:00.253	2:21.576
11	1:02.819	2:22.347
27	1:03.259	2:22.389
60	1:04.829	2:23.590
9	1:05.642	2:32.525
113	1:06.225	2:33.993
71	1:27.852	2:27.212
67	1 Lap	2:50.145
808	1:34.305	2:29.488
21	1:34.367	2:27.893
5	1:38.630	2:36.680
41	1:52.164	2:37.037
66	2:33.398	2:45.371

Weather / Track : Bright / Dry

Results can be found at www.tsl-timing.com

Snetterton 300

Circuit Length = 2.9689 miles

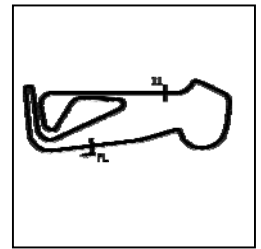
Start: 15:21 Flag 15:38 End: 15:41

Printed - 15:42 Sunday, 09 June 2019

BMCRC - MRO Championships 2019 - Rnd 5 @ Snetterton

Chilton Motors 250 MZs & BMCRC Blue Haze 2-Stroke GP

RACE 14 - SECTOR ANALYSIS



SECTOR 1 = FL to I1, SECTOR 2 = I1 to FL, DIFF = Difference To Personal Best Lap, P = Crossed Finish Line in Pit Lane, D = Time Disallowed

P1 101 GPF Andrew DAVIES		Yamaha - GIBSON EXHAUSTS				
IDEAL LAP TIME : 2:14.860		BEST LAP TIME : 2:14.860		DIFFERENCE : 0.000		
LAP	SECTOR 1	SECTOR 2	LAP TIME	MPH	DIFF	TIME OF DAY
1 -		45.064	3:12.321	55.57	57.461	15:25:00.410
2 -	1:31.375	45.593	2:16.968	78.03	2.108	15:27:17.378
3 -	1:31.017	44.761	2:15.778 (3)	78.71	0.918	15:29:33.156
4 -	1:31.325	44.813	2:16.138	78.50	1.278	15:31:49.294
5 -	1:31.129	44.651	2:15.780	78.71	0.920	15:34:05.074
6 -	1:30.216	44.644	2:14.860 (1)	79.25		15:36:19.934
7 -	1:30.431	45.064	2:15.495 (2)	78.88	0.635	15:38:35.429

P2 64 GP Phil ELLIS		Suzuki -				
IDEAL LAP TIME : 2:15.084		BEST LAP TIME : 2:15.252		DIFFERENCE : 0.168		
LAP	SECTOR 1	SECTOR 2	LAP TIME	MPH	DIFF	TIME OF DAY
1 -		45.878	3:16.064	54.51	1:00.812	15:25:04.153
2 -	1:31.141	45.626	2:16.767	78.14	1.515	15:27:20.920
3 -	1:32.063	45.589	2:17.652	77.64	2.400	15:29:38.572
4 -	1:30.510	45.871	2:16.381 (3)	78.36	1.129	15:31:54.953
5 -	1:30.132	47.440	2:17.572	77.69	2.320	15:34:12.525
6 -	1:30.114	45.138	2:15.252 (1)	79.02		15:36:27.777
7 -	1:29.946	45.978	2:15.924 (2)	78.63	0.672	15:38:43.701

P3 70 GPF Andrew BURSCOUGH		Yamaha - Apollo Tuning				
IDEAL LAP TIME : 2:15.980		BEST LAP TIME : 2:16.024		DIFFERENCE : 0.044		
LAP	SECTOR 1	SECTOR 2	LAP TIME	MPH	DIFF	TIME OF DAY
1 -		45.931	3:14.322	55.00	58.298	15:25:02.411
2 -	1:31.758	46.588	2:18.346	77.25	2.322	15:27:20.757
3 -	1:31.335	45.647	2:16.982 (2)	78.02	0.958	15:29:37.739
4 -	1:30.922	46.357	2:17.279 (3)	77.85	1.255	15:31:55.018
5 -	1:30.977	46.372	2:17.349	77.81	1.325	15:34:12.367
6 -	1:30.966	45.058	2:16.024 (1)	78.57		15:36:28.391
7 -	1:32.152	46.941	2:19.093	76.84	3.069	15:38:47.484

P4 7 GPF Peter MOORE		Yamaha - Station Garage, Isle of Man				
IDEAL LAP TIME : 2:15.970		BEST LAP TIME : 2:15.970		DIFFERENCE : 0.000		
LAP	SECTOR 1	SECTOR 2	LAP TIME	MPH	DIFF	TIME OF DAY
1 -		45.766	3:14.976	54.81	59.006	15:25:03.065
2 -	1:31.495	45.984	2:17.479	77.74	1.509	15:27:20.544
3 -	1:31.392	45.317	2:16.709 (2)	78.18	0.739	15:29:37.253
4 -	1:32.241	48.454	2:20.695	75.96	4.725	15:31:57.948
5 -	1:31.412	45.742	2:17.154 (3)	77.92	1.184	15:34:15.102
6 -	1:31.571	45.651	2:17.222	77.88	1.252	15:36:32.324
7 -	1:30.933	45.037	2:15.970 (1)	78.60		15:38:48.294

P5 95 Christopher ROGERS		MZ - CB Racing				
IDEAL LAP TIME : 2:23.956		BEST LAP TIME : 2:24.320		DIFFERENCE : 0.364		
LAP	SECTOR 1	SECTOR 2	LAP TIME	MPH	DIFF	TIME OF DAY
1 -		48.075	2:33.016	69.84	8.696	15:24:21.105
2 -	1:37.972	48.110	2:26.082	73.16	1.762	15:26:47.187
3 -	1:37.868	48.245	2:26.113	73.14	1.793	15:29:13.300
4 -	1:36.743	47.577	2:24.320 (1)	74.05		15:31:37.620
5 -	1:37.174	47.443	2:24.617	73.90	0.297	15:34:02.237
6 -	1:37.132	47.213	2:24.345 (2)	74.04	0.025	15:36:26.582
7 -	1:36.975	47.477	2:24.452 (3)	73.99	0.132	15:38:51.034

P6 75 Peter WOODALL		MZ - Core Projects Ltd				
IDEAL LAP TIME : 2:23.294		BEST LAP TIME : 2:23.294		DIFFERENCE : 0.000		
LAP	SECTOR 1	SECTOR 2	LAP TIME	MPH	DIFF	TIME OF DAY

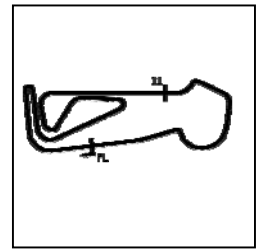
Weather / Track : Bright / Dry

Snetterton 300
 Circuit Length = 2.9689 miles
 Start: 15:21 Flag 15:38 End: 15:41

BMCRC - MRO Championships 2019 - Rnd 5 @ Snetterton

Chilton Motors 250 MZs & BMCRC Blue Haze 2-Stroke GP

RACE 14 - SECTOR ANALYSIS



SECTOR 1 = FL to I1, SECTOR 2 = I1 to FL, DIFF = Difference To Personal Best Lap, P = Crossed Finish Line in Pit Lane, D = Time Disallowed

1 -		48.333	2:34.868	69.01	11.574	15:24:22.957
2 -	1:36.895	48.148	2:25.043	73.68	1.749	15:26:48.000
3 -	1:37.152	48.345	2:25.497	73.45	2.203	15:29:13.497
4 -	1:36.835	48.112	2:24.947	73.73	1.653	15:31:38.444
5 -	1:36.827	48.057	2:24.884 (3)	73.76	1.590	15:34:03.328
6 -	1:36.212	47.082	2:23.294 (1)	74.58		15:36:26.622
7 -	1:36.965	47.588	2:24.553 (2)	73.93	1.259	15:38:51.175

P7 69 Alexander MANN			MZ - HS RACING			
IDEAL LAP TIME : 2:24.168		BEST LAP TIME : 2:24.304		DIFFERENCE : 0.136		
LAP	SECTOR 1	SECTOR 2	LAP TIME	MPH	DIFF	TIME OF DAY

1 -		48.418	2:33.304	69.71	9.000	15:24:21.393
2 -	1:37.557	48.470	2:26.027	73.19	1.723	15:26:47.420
3 -	1:37.153	48.191	2:25.344	73.53	1.040	15:29:12.764
4 -	1:37.238	47.856	2:25.094 (3)	73.66	0.790	15:31:37.858
5 -	1:36.982	48.312	2:25.294	73.56	0.990	15:34:03.152
6 -	1:36.486	47.818	2:24.304 (1)	74.06		15:36:26.622
7 -	1:36.350	48.170	2:24.520 (2)	73.95	0.216	15:38:51.976

P8 169 GP John HOGG			Yamaha -			
IDEAL LAP TIME : 2:16.192		BEST LAP TIME : 2:16.499		DIFFERENCE : 0.307		
LAP	SECTOR 1	SECTOR 2	LAP TIME	MPH	DIFF	TIME OF DAY

1 -		46.355	3:17.816	54.03	1:01.317	15:25:05.905
2 -	1:32.391	45.985	2:18.376	77.23	1.877	15:27:24.281
3 -	1:32.424	46.416	2:18.840	76.98	2.341	15:29:43.121
4 -	1:32.428	45.759	2:18.187 (3)	77.34	1.688	15:32:01.308
5 -	1:32.172	46.197	2:18.369	77.24	1.870	15:34:19.677
6 -	1:30.778	45.727	2:16.505 (2)	78.29	0.006	15:36:36.182
7 -	1:31.085	45.414	2:16.499 (1)	78.30		15:38:52.681

P9 55 GPF Paul TOLAND			Yamaha -			
IDEAL LAP TIME : 2:17.116		BEST LAP TIME : 2:17.628		DIFFERENCE : 0.512		
LAP	SECTOR 1	SECTOR 2	LAP TIME	MPH	DIFF	TIME OF DAY

1 -		46.883	3:17.095	54.22	59.467	15:25:05.184
2 -	1:31.757	46.309	2:18.066 (2)	77.41	0.438	15:27:23.250
3 -	1:31.813	47.899	2:19.712	76.50	2.084	15:29:42.962
4 -	1:32.525	46.322	2:18.847	76.97	1.219	15:32:01.809
5 -	1:32.512	46.212	2:18.724 (3)	77.04	1.096	15:34:20.533
6 -	1:30.904	46.724	2:17.628 (1)	77.65		15:36:38.161
7 -	1:31.060	48.775	2:19.835	76.43	2.207	15:38:57.996

P10 83 GPF Paul GODBOLD			Yamaha - Hill farm tree services			
IDEAL LAP TIME : 2:18.228		BEST LAP TIME : 2:18.675		DIFFERENCE : 0.447		
LAP	SECTOR 1	SECTOR 2	LAP TIME	MPH	DIFF	TIME OF DAY

1 -		47.468	3:18.041	53.96	59.366	15:25:06.130
2 -	1:32.994	46.897	2:19.891	76.40	1.216	15:27:26.021
3 -	1:34.005	46.447	2:20.452	76.09	1.777	15:29:46.473
4 -	1:32.611	46.165	2:18.776 (3)	77.01	0.101	15:32:05.249
5 -	1:33.058	45.617	2:18.675 (1)	77.07		15:34:23.924
6 -	1:32.623	46.478	2:19.101	76.83	0.426	15:36:43.025
7 -	1:32.667	46.098	2:18.765 (2)	77.02	0.090	15:39:01.790

P11 44 Robert DESOY			MZ - Eastern Garage Racing			
IDEAL LAP TIME : 2:24.986		BEST LAP TIME : 2:25.286		DIFFERENCE : 0.300		
LAP	SECTOR 1	SECTOR 2	LAP TIME	MPH	DIFF	TIME OF DAY

1 -		48.896	2:35.305	68.81	10.019	15:24:23.394
2 -	1:37.681	49.140	2:26.821	72.79	1.535	15:26:50.215
3 -	1:37.711	49.641	2:27.352	72.53	2.066	15:29:17.567
4 -	1:37.193	48.987	2:26.180 (2)	73.11	0.894	15:31:43.747

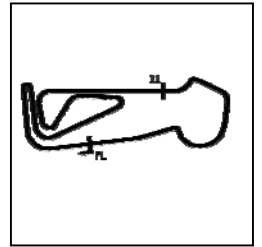
Weather / Track : Bright / Dry

Snetterton 300
Circuit Length = 2.9689 miles
Start: 15:21 Flag 15:38 End: 15:41

BMCRC - MRO Championships 2019 - Rnd 5 @ Snetterton

Chilton Motors 250 MZs & BMCRC Blue Haze 2-Stroke GP

RACE 14 - SECTOR ANALYSIS



SECTOR 1 = FL to I1, SECTOR 2 = I1 to FL, DIFF = Difference To Personal Best Lap, P = Crossed Finish Line in Pit Lane, D = Time Disallowed

5 -	1:37.728	48.662	2:26.390 (3)	73.01	1.104	15:34:10.137
6 -	1:38.160	48.429	2:26.589	72.91	1.303	15:36:36.726
7 -	1:36.557	48.729	2:25.286 (1)	73.56		15:39:02.012

P12 85	Andrew WALES		MZ - Illuminated Design LTD			
IDEAL LAP TIME : 2:27.031		BEST LAP TIME : 2:27.200	DIFFERENCE : 0.169			
LAP	SECTOR 1	SECTOR 2	LAP TIME	MPH	DIFF	TIME OF DAY
1 -		48.705	2:33.743	69.51	6.543	15:24:21.832
2 -	1:38.555	48.645	2:27.200 (1)	72.60		15:26:49.032
3 -	1:38.386	49.775	2:28.161	72.13	0.961	15:29:17.193
4 -	1:39.101	48.680	2:27.781 (3)	72.32	0.581	15:31:44.974
5 -	1:38.640	48.847	2:27.487 (2)	72.46	0.287	15:34:12.461
6 -	1:38.741	50.494	2:29.235	71.61	2.035	15:36:41.696
7 -	1:39.953	50.273	2:30.226	71.14	3.026	15:39:11.922

P13 144 GPF	Stephen DUNN		Yamaha -			
IDEAL LAP TIME : 2:19.689		BEST LAP TIME : 2:19.689	DIFFERENCE : 0.000			
LAP	SECTOR 1	SECTOR 2	LAP TIME	MPH	DIFF	TIME OF DAY
1 -		49.154	3:21.978	52.91	1:02.289	15:25:10.067
2 -	1:33.285	48.951	2:22.236	75.14	2.547	15:27:32.303
3 -	1:35.338	47.436	2:22.774	74.86	3.085	15:29:55.077
4 -	1:34.978	47.920	2:22.898	74.79	3.209	15:32:17.975
5 -	1:33.669	47.333	2:21.002 (2)	75.80	1.313	15:34:38.977
6 -	1:33.758	47.807	2:21.565 (3)	75.49	1.876	15:37:00.542
7 -	1:32.775	46.914	2:19.689 (1)	76.51		15:39:20.231

P14 15 GPF	Max HOUSE		Yamaha -			
IDEAL LAP TIME : 2:19.728		BEST LAP TIME : 2:19.728	DIFFERENCE : 0.000			
LAP	SECTOR 1	SECTOR 2	LAP TIME	MPH	DIFF	TIME OF DAY
1 -		48.383	3:22.684	52.73	1:02.956	15:25:10.773
2 -	1:34.288	47.738	2:22.026 (3)	75.25	2.298	15:27:32.799
3 -	1:36.381	47.756	2:24.137	74.15	4.409	15:29:56.936
4 -	1:36.284	47.751	2:24.035	74.20	4.307	15:32:20.971
5 -	1:36.111	46.807	2:22.918	74.78	3.190	15:34:43.889
6 -	1:34.295	47.392	2:21.687 (2)	75.43	1.959	15:37:05.576
7 -	1:32.979	46.749	2:19.728 (1)	76.49		15:39:25.304

P15 121 GPF	Ben HUNTER		Yamaha -			
IDEAL LAP TIME : 2:21.427		BEST LAP TIME : 2:21.510	DIFFERENCE : 0.083			
LAP	SECTOR 1	SECTOR 2	LAP TIME	MPH	DIFF	TIME OF DAY
1 -		48.089	3:21.096	53.14	59.586	15:25:09.185
2 -	1:34.470	48.351	2:22.821 (2)	74.83	1.311	15:27:32.006
3 -	1:35.927	48.277	2:24.204	74.11	2.694	15:29:56.210
4 -	1:36.633	47.901	2:24.534	73.94	3.024	15:32:20.744
5 -	1:35.192	47.754	2:22.946 (3)	74.77	1.436	15:34:43.690
6 -	1:34.506	48.684	2:23.190	74.64	1.680	15:37:06.880
7 -	1:33.673	47.837	2:21.510 (1)	75.52		15:39:28.390

P16 77 GPF	Neil GRANT		Yamaha - Merlin Pipes			
IDEAL LAP TIME : 2:21.070		BEST LAP TIME : 2:21.070	DIFFERENCE : 0.000			
LAP	SECTOR 1	SECTOR 2	LAP TIME	MPH	DIFF	TIME OF DAY
1 -		49.574	3:26.003	51.88	1:04.933	15:25:14.092
2 -	1:37.363	48.831	2:26.194	73.10	5.124	15:27:40.286
3 -	1:36.987	49.175	2:26.162	73.12	5.092	15:30:06.448
4 -	1:35.795	48.576	2:24.371	74.03	3.301	15:32:30.819
5 -	1:34.809	47.408	2:22.217 (3)	75.15	1.147	15:34:53.036
6 -	1:34.343	46.727	2:21.070 (1)	75.76		15:37:14.106
7 -	1:34.402	47.174	2:21.576 (2)	75.49	0.506	15:39:35.682

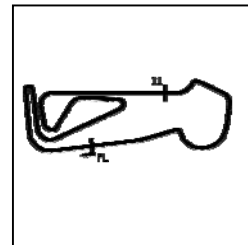
Weather / Track : Bright / Dry

Snetterton 300
Circuit Length = 2.9689 miles
Start: 15:21 Flag 15:38 End: 15:41

BMCRC - MRO Championships 2019 - Rnd 5 @ Snetterton

Chilton Motors 250 MZs & BMCRC Blue Haze 2-Stroke GP

RACE 14 - SECTOR ANALYSIS



SECTOR 1 = FL to I1, SECTOR 2 = I1 to FL, DIFF = Difference To Personal Best Lap, P = Crossed Finish Line in Pit Lane, D = Time Disallowed

P17 11 GPF Gael MACHARD			Aprilia -			
IDEAL LAP TIME : 2:22.092		BEST LAP TIME : 2:22.347		DIFFERENCE : 0.255		
LAP	SECTOR 1	SECTOR 2	LAP TIME	MPH	DIFF	TIME OF DAY
1 -		49.538	3:26.310	51.80	1:03.963	15:25:14.399
2 -	1:37.386	48.915	2:26.301	73.05	3.954	15:27:40.700
3 -	1:36.799	48.977	2:25.776	73.31	3.429	15:30:06.476
4 -	1:35.343	48.223	2:23.566	74.44	1.219	15:32:30.042
5 -	1:35.492	47.929	2:23.421 (3)	74.52	1.074	15:34:53.463
6 -	1:34.572	47.866	2:22.438 (2)	75.03	0.091	15:37:15.901
7 -	1:34.226	48.121	2:22.347 (1)	75.08		15:39:38.248

P18 27 GPF Richard HAYWARD			Yamaha - Gforce Motorcycles			
IDEAL LAP TIME : 2:21.919		BEST LAP TIME : 2:22.324		DIFFERENCE : 0.405		
LAP	SECTOR 1	SECTOR 2	LAP TIME	MPH	DIFF	TIME OF DAY
1 -		49.501	3:26.105	51.85	1:03.781	15:25:14.194
2 -	1:37.755	49.691	2:27.446	72.48	5.122	15:27:41.640
3 -	1:36.304	48.973	2:25.277	73.57	2.953	15:30:06.917
4 -	1:35.461	48.808	2:24.269	74.08	1.945	15:32:31.186
5 -	1:34.952	47.837	2:22.789 (3)	74.85	0.465	15:34:53.975
6 -	1:34.665	47.659	2:22.324 (1)	75.09		15:37:16.299
7 -	1:34.260	48.129	2:22.389 (2)	75.06	0.065	15:39:38.688

P19 60 GPF Daniel GOUGH			Yamaha - G Force Motorcycles			
IDEAL LAP TIME : 2:21.733		BEST LAP TIME : 2:21.864		DIFFERENCE : 0.131		
LAP	SECTOR 1	SECTOR 2	LAP TIME	MPH	DIFF	TIME OF DAY
1 -		49.459	3:26.827	51.67	1:04.963	15:25:14.916
2 -	1:37.967	49.168	2:27.135	72.64	5.271	15:27:42.051
3 -	1:36.984	48.749	2:25.733	73.34	3.869	15:30:07.784
4 -	1:35.459	48.713	2:24.172	74.13	2.308	15:32:31.956
5 -	1:35.343	47.505	2:22.848 (2)	74.82	0.984	15:34:54.804
6 -	1:34.228	47.636	2:21.864 (1)	75.34		15:37:16.668
7 -	1:34.892	48.698	2:23.590 (3)	74.43	1.726	15:39:40.258

P20 9 Gary HOWLETT			MZ - HS Racing			
IDEAL LAP TIME : 2:30.043		BEST LAP TIME : 2:30.138		DIFFERENCE : 0.095		
LAP	SECTOR 1	SECTOR 2	LAP TIME	MPH	DIFF	TIME OF DAY
1 -		49.701	2:39.126	67.16	8.988	15:24:27.215
2 -	1:43.015	50.051	2:33.066	69.82	2.928	15:27:00.281
3 -	1:43.786	50.418	2:34.204	69.31	4.066	15:29:34.485
4 -	1:42.170	50.052	2:32.222 (3)	70.21	2.084	15:32:06.707
5 -	1:41.016	49.122	2:30.138 (1)	71.18		15:34:36.845
6 -	1:40.921	50.780	2:31.701 (2)	70.45	1.563	15:37:08.546
7 -	1:41.205	51.320	2:32.525	70.07	2.387	15:39:41.071

P21 113 Liam NEWMAN			MZ - Team newman racing			
IDEAL LAP TIME : 2:29.324		BEST LAP TIME : 2:31.117		DIFFERENCE : 1.793		
LAP	SECTOR 1	SECTOR 2	LAP TIME	MPH	DIFF	TIME OF DAY
1 -		48.806	2:36.326	68.37	5.209	15:24:24.415
2 -	1:40.518	50.599	2:31.117 (1)	70.72		15:26:55.532
3 -	1:42.251	51.160	2:33.411	69.66	2.294	15:29:28.943
4 -	1:42.485	50.074	2:32.559 (2)	70.05	1.442	15:32:01.502
5 -	1:42.700	50.682	2:33.382	69.68	2.265	15:34:34.884
6 -	1:42.366	50.411	2:32.777 (3)	69.95	1.660	15:37:07.661
7 -	1:42.029	51.964	2:33.993	69.40	2.876	15:39:41.654

P22 71 GPF Richard HICKLING			Aprilia - All the Pickles			
IDEAL LAP TIME : 2:25.792		BEST LAP TIME : 2:25.792		DIFFERENCE : 0.000		
LAP	SECTOR 1	SECTOR 2	LAP TIME	MPH	DIFF	TIME OF DAY
1 -						
2 -						
3 -						
4 -						
5 -						
6 -						
7 -						

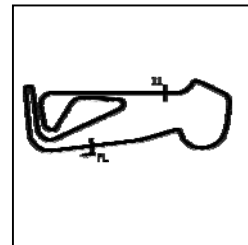
Weather / Track : Bright / Dry

Snetterton 300
Circuit Length = 2.9689 miles
Start: 15:21 Flag 15:38 End: 15:41

BMCRC - MRO Championships 2019 - Rnd 5 @ Snetterton

Chilton Motors 250 MZs & BMCRC Blue Haze 2-Stroke GP

RACE 14 - SECTOR ANALYSIS



SECTOR 1 = FL to I1, SECTOR 2 = I1 to FL, DIFF = Difference To Personal Best Lap, P = Crossed Finish Line in Pit Lane, D = Time Disallowed

1 -		49.953		3:30.998	50.65	1:05.206	15:25:19.087
2 -	1:38.719	49.383		2:28.102	72.16	2.310	15:27:47.189
3 -	1:38.686	49.536		2:28.222	72.10	2.430	15:30:15.411
4 -	1:39.270	48.938		2:28.208	72.11	2.416	15:32:43.619
5 -	1:37.314	48.478		2:25.792 (1)	73.31		15:35:09.411
6 -	1:37.488	49.170		2:26.658 (2)	72.87	0.866	15:37:36.069
7 -	1:37.933	49.279		2:27.212 (3)	72.60	1.420	15:40:03.281

P23 808 GPF Mason JOHNSON			Aprilia - D&D Racing			
IDEAL LAP TIME : 2:25.740		BEST LAP TIME : 2:26.990		DIFFERENCE : 1.250		
LAP	SECTOR 1	SECTOR 2	LAP TIME	MPH	DIFF	TIME OF DAY
1 -		50.144	3:30.904	50.67	1:03.914	15:25:18.993
2 -	1:39.868	49.188	2:29.056	71.70	2.066	15:27:48.049
3 -	1:38.766	50.267	2:29.033	71.71	2.043	15:30:17.082
4 -	1:39.084	49.007	2:28.091 (3)	72.17	1.101	15:32:45.173
5 -	1:36.733	50.257	2:26.990 (1)	72.71		15:35:12.163
6 -	1:37.292	50.791	2:28.083 (2)	72.17	1.093	15:37:40.246
7 -	1:39.733	49.755	2:29.488	71.49	2.498	15:40:09.734

P24 21 GP Stuart THURTLÉ			Honda - TeamTortoise			
IDEAL LAP TIME : 2:26.533		BEST LAP TIME : 2:27.606		DIFFERENCE : 1.073		
LAP	SECTOR 1	SECTOR 2	LAP TIME	MPH	DIFF	TIME OF DAY
1 -		50.213	3:28.410	51.28	1:00.804	15:25:16.499
2 -	1:39.825	50.427	2:30.252	71.13	2.646	15:27:46.751
3 -	1:39.720	50.838	2:30.558	70.98	2.952	15:30:17.309
4 -	1:38.897	49.532	2:28.429 (3)	72.00	0.823	15:32:45.738
5 -	1:37.637	49.969	2:27.606 (1)	72.40		15:35:13.344
6 -	1:38.480	50.079	2:28.559	71.94	0.953	15:37:41.903
7 -	1:38.997	48.896	2:27.893 (2)	72.26	0.287	15:40:09.796

P25 5 Garry SAMETT			MZ - smallmouse			
IDEAL LAP TIME : 2:34.275		BEST LAP TIME : 2:35.199		DIFFERENCE : 0.924		
LAP	SECTOR 1	SECTOR 2	LAP TIME	MPH	DIFF	TIME OF DAY
1 -		51.988	2:46.630	64.14	11.431	15:24:34.719
2 -	1:45.459	52.004	2:37.463	67.87	2.264	15:27:12.182
3 -	1:45.337	52.003	2:37.340	67.92	2.141	15:29:49.522
4 -	1:45.847	50.945	2:36.792	68.16	1.593	15:32:26.314
5 -	1:45.120	50.746	2:35.866 (2)	68.57	0.667	15:35:02.180
6 -	1:43.529	51.670	2:35.199 (1)	68.86		15:37:37.379
7 -	1:45.053	51.627	2:36.680 (3)	68.21	1.481	15:40:14.059

P26 41 Gary WILLIAMS			MZ -			
IDEAL LAP TIME : 2:36.530		BEST LAP TIME : 2:36.727		DIFFERENCE : 0.197		
LAP	SECTOR 1	SECTOR 2	LAP TIME	MPH	DIFF	TIME OF DAY
1 -		53.543	2:48.236	63.53	11.509	15:24:36.325
2 -	1:45.810	52.596	2:38.406	67.47	1.679	15:27:14.731
3 -	1:46.531	53.154	2:39.685	66.93	2.958	15:29:54.416
4 -	1:46.904	54.626	2:41.530	66.16	4.803	15:32:35.946
5 -	1:45.489	52.394	2:37.883 (3)	67.69	1.156	15:35:13.829
6 -	1:44.325	52.402	2:36.727 (1)	68.19		15:37:50.556
7 -	1:44.832	52.205	2:37.037 (2)	68.06	0.310	15:40:27.593

P27 66 Mark VINCENT			MZ - Putoline			
IDEAL LAP TIME : 2:42.878		BEST LAP TIME : 2:43.869		DIFFERENCE : 0.991		
LAP	SECTOR 1	SECTOR 2	LAP TIME	MPH	DIFF	TIME OF DAY
1 -		54.274	2:51.758	62.22	7.889	15:24:39.847
2 -	1:48.804	55.386	2:44.190 (2)	65.09	0.321	15:27:24.037
3 -	1:49.436	54.433	2:43.869 (1)	65.22		15:30:07.906
4 -	1:50.674	55.058	2:45.732	64.49	1.863	15:32:53.638

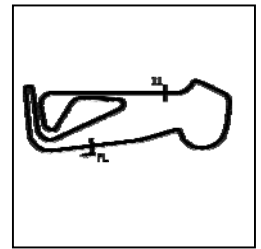
Weather / Track : Bright / Dry

Snetterton 300
Circuit Length = 2.9689 miles
Start: 15:21 Flag 15:38 End: 15:41

BMCRC - MRO Championships 2019 - Rnd 5 @ Snetterton

Chilton Motors 250 MZs & BMCRC Blue Haze 2-Stroke GP

RACE 14 - SECTOR ANALYSIS



SECTOR 1 = FL to I1, SECTOR 2 = I1 to FL, DIFF = Difference To Personal Best Lap, P = Crossed Finish Line in Pit Lane, D = Time Disallowed

5 -	1:50.517	54.074	2:44.591 (3)	64.93	0.722	15:35:38.229
6 -	1:50.987	54.240	2:45.227	64.68	1.358	15:38:23.456
7 -	1:50.751	54.620	2:45.371	64.63	1.502	15:41:08.827

P28	48	Kevin SABBARTON	MZ - Karen Castle Opticians			
IDEAL LAP TIME : 2:44.065		BEST LAP TIME : 2:44.319	DIFFERENCE : 0.254			
LAP	SECTOR 1	SECTOR 2	LAP TIME	MPH	DIFF	TIME OF DAY
1 -		55.719	2:55.622	60.85	11.303	15:24:43.711
2 -	1:52.932	55.575	2:48.507	63.42	4.188	15:27:32.218
3 -	1:51.434	55.668	2:47.102 (3)	63.96	2.783	15:30:19.320
4 -	1:52.680	56.010	2:48.690	63.35	4.371	15:33:08.010
5 -	1:51.617	53.981	2:45.598 (2)	64.54	1.279	15:35:53.608
6 -	1:50.084	54.235	2:44.319 (1)	65.04		15:38:37.927

P29	26 R	Andy HOWLETT	MZ -			
IDEAL LAP TIME : 2:47.718		BEST LAP TIME : 2:47.718	DIFFERENCE : 0.000			
LAP	SECTOR 1	SECTOR 2	LAP TIME	MPH	DIFF	TIME OF DAY
1 -		56.570	2:55.341	60.95	7.623	15:24:43.430
2 -	1:53.970	56.387	2:50.357 (2)	62.73	2.639	15:27:33.787
3 -	1:53.923	57.250	2:51.173	62.44	3.455	15:30:24.960
4 -	1:55.018	56.320	2:51.338	62.38	3.620	15:33:16.298
5 -	1:51.907	55.811	2:47.718 (1)	63.72		15:36:04.016
6 -	1:53.369	57.196	2:50.565 (3)	62.66	2.847	15:38:54.581

P30	666 GP	Aif MOSSELL	Suzuki - AMR Motorsport			
IDEAL LAP TIME : 2:42.686		BEST LAP TIME : 2:42.824	DIFFERENCE : 0.138			
LAP	SECTOR 1	SECTOR 2	LAP TIME	MPH	DIFF	TIME OF DAY
1 -		56.766	3:48.909	46.69	1:06.085	15:25:36.998
2 -	1:53.256	56.689	2:49.945	62.89	7.121	15:28:26.943
3 -	1:50.807	56.632	2:47.439	63.83	4.615	15:31:14.382
4 -	1:50.984	56.047	2:47.031 (3)	63.98	4.207	15:34:01.413
5 -	1:48.562	54.262	2:42.824 (1)	65.64		15:36:44.237
6 -	1:49.244	54.124	2:43.368 (2)	65.42	0.544	15:39:27.605

P31	67 GPF	Mark BAILEY	Yamaha - Gforce motorcycles			
IDEAL LAP TIME : 2:50.145		BEST LAP TIME : 2:50.145	DIFFERENCE : 0.000			
LAP	SECTOR 1	SECTOR 2	LAP TIME	MPH	DIFF	TIME OF DAY
1 -		59.311	3:51.497	46.16	1:01.352	15:25:39.586
2 -	1:52.751	59.120	2:51.871 (2)	62.18	1.726	15:28:31.457
3 -	1:54.222	1:00.286	2:54.508 (3)	61.24	4.363	15:31:25.965
4 -	1:57.182	59.261	2:56.443	60.57	6.298	15:34:22.408
5 -	1:56.112	58.422	2:54.534	61.23	4.389	15:37:16.942
6 -	1:52.514	57.631	2:50.145 (1)	62.81		15:40:07.087

P32	32	John ASHMEAD	MZ -			
IDEAL LAP TIME : 2:35.913		BEST LAP TIME : 2:36.259	DIFFERENCE : 0.346			
LAP	SECTOR 1	SECTOR 2	LAP TIME	MPH	DIFF	TIME OF DAY
1 -		51.829	2:43.824	65.24	7.565	15:24:31.913
2 -	1:45.704	52.020	2:37.724 (3)	67.76	1.465	15:27:09.637
3 -	1:45.199	52.472	2:37.671 (2)	67.78	1.412	15:29:47.308
4 -	1:47.284	51.076	2:38.360	67.49	2.101	15:32:25.668
5 -	1:45.545	50.714	2:36.259 (1)	68.39		15:35:01.927

P33	38	Chris PETTET	MZ -			
IDEAL LAP TIME : 2:37.838		BEST LAP TIME : 2:37.838	DIFFERENCE : 0.000			
LAP	SECTOR 1	SECTOR 2	LAP TIME	MPH	DIFF	TIME OF DAY
1 -		53.419	2:48.746	63.33	10.908	15:24:36.835
2 -	1:45.446	54.382	2:39.828	66.87	1.990	15:27:16.663

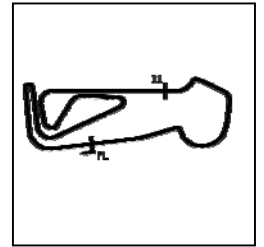
Weather / Track : Bright / Dry

Snetterton 300
Circuit Length = 2.9689 miles
Start: 15:21 Flag 15:38 End: 15:41

BMCRC - MRO Championships 2019 - Rnd 5 @ Snetterton

Chilton Motors 250 MZs & BMCRC Blue Haze 2-Stroke GP

RACE 14 - SECTOR ANALYSIS



SECTOR 1 = FL to I1, SECTOR 2 = I1 to FL, DIFF = Difference To Personal Best Lap, P = Crossed Finish Line in Pit Lane, D = Time Disallowed

3 -	1:45.923	53.878	2:39.801 (3)	66.88	1.963	15:29:56.464
4 -	1:45.708	53.681	2:39.389 (2)	67.05	1.551	15:32:35.853
5 -	1:44.794	53.044	2:37.838 (1)	67.71		15:35:13.691

P34	47	Richard FAYERS	MZ -			
IDEAL LAP TIME : 2:36.195		BEST LAP TIME : 2:36.195	DIFFERENCE : 0.000			
LAP	SECTOR 1	SECTOR 2	LAP TIME	MPH	DIFF	TIME OF DAY
1 -		52.126	2:44.716	64.88	8.521	15:24:32.805
2 -	1:44.312	51.883	2:36.195 (1)	68.42		15:27:09.000
3 -	1:45.070	53.762	2:38.832 (2)	67.29	2.637	15:29:47.832

BMCRC - MRO Championships 2019 - Rnd 5 @ Snetterton

Chilton Motors 250 MZs & BMCRC Blue Haze 2-Stroke GP

RACE 14 - BEST SECTORS

SECTOR 1			SECTOR 2			IDEAL / BEST COMPARISON						
POS	NO	NAME	TIME	NO	NAME	TIME	POS	NO	NAME	IDEAL	BEST	DIFF
									PERFECT LAP	2:14.590		
1	64	ELLIS	1:29.946	101	DAVIES	44.644	1	101	DAVIES	2:14.860	2:14.860	0.000
2	101	DAVIES	1:30.216	7	MOORE	45.037	2	64	ELLIS	2:15.084	2:15.252	0.168
3	169	HOGG	1:30.778	70	BURSCOUGH	45.058	3	7	MOORE	2:15.970	2:15.970	0.000
4	55	TOLAND	1:30.904	64	ELLIS	45.138	4	70	BURSCOUGH	2:15.980	2:16.024	0.044
5	70	BURSCOUGH	1:30.922	169	HOGG	45.414	5	169	HOGG	2:16.192	2:16.499	0.307
6	7	MOORE	1:30.933	83	GODBOLD	45.617	6	55	TOLAND	2:17.116	2:17.628	0.512
7	83	GODBOLD	1:32.611	55	TOLAND	46.212	7	83	GODBOLD	2:18.228	2:18.675	0.447
8	144	DUNN	1:32.775	77	GRANT	46.727	8	144	DUNN	2:19.689	2:19.689	0.000
9	15	HOUSE	1:32.979	15	HOUSE	46.749	9	15	HOUSE	2:19.728	2:19.728	0.000
10	121	HUNTER	1:33.673	144	DUNN	46.914	10	77	GRANT	2:21.070	2:21.070	0.000
11	11	MACHARD	1:34.226	75	WOODALL	47.082	11	121	HUNTER	2:21.427	2:21.510	0.083
12	60	GOUGH	1:34.228	95	ROGERS	47.213	12	60	GOUGH	2:21.733	2:21.864	0.131
13	27	HAYWARD	1:34.260	60	GOUGH	47.505	13	27	HAYWARD	2:21.919	2:22.324	0.405
14	77	GRANT	1:34.343	27	HAYWARD	47.659	14	11	MACHARD	2:22.092	2:22.347	0.255
15	75	WOODALL	1:36.212	121	HUNTER	47.754	15	75	WOODALL	2:23.294	2:23.294	0.000
16	69	MANN	1:36.350	69	MANN	47.818	16	95	ROGERS	2:23.956	2:24.320	0.364
17	44	DESSOY	1:36.557	11	MACHARD	47.866	17	69	MANN	2:24.168	2:24.304	0.136
18	808	JOHNSON	1:36.733	44	DESSOY	48.429	18	44	DESSOY	2:24.986	2:25.286	0.300
19	95	ROGERS	1:36.743	71	HICKLING	48.478	19	808	JOHNSON	2:25.740	2:26.990	1.250
20	71	HICKLING	1:37.314	85	WALES	48.645	20	71	HICKLING	2:25.792	2:25.792	0.000
21	21	THURTL	1:37.637	113	NEWMAN	48.806	21	21	THURTL	2:26.533	2:27.606	1.073
22	85	WALES	1:38.386	21	THURTL	48.896	22	85	WALES	2:27.031	2:27.200	0.169
23	113	NEWMAN	1:40.518	808	JOHNSON	49.007	23	113	NEWMAN	2:29.324	2:31.117	1.793
24	9	HOWLETT	1:40.921	9	HOWLETT	49.122	24	9	HOWLETT	2:30.043	2:30.138	0.095
25	5	SAMETT	1:43.529	32	ASHMEAD	50.714	25	5	SAMETT	2:34.275	2:35.199	0.924
26	47	FAYERS	1:44.312	5	SAMETT	50.746	26	32	ASHMEAD	2:35.913	2:36.259	0.346
27	41	WILLIAMS	1:44.325	47	FAYERS	51.883	27	47	FAYERS	2:36.195	2:36.195	0.000
28	38	PETTET	1:44.794	41	WILLIAMS	52.205	28	41	WILLIAMS	2:36.530	2:36.727	0.197
29	32	ASHMEAD	1:45.199	38	PETTET	53.044	29	38	PETTET	2:37.838	2:37.838	0.000
30	666	MOSSELL	1:48.562	48	SABBARTON	53.981	30	666	MOSSELL	2:42.686	2:42.824	0.138
31	66	VINCENT	1:48.804	66	VINCENT	54.074	31	66	VINCENT	2:42.878	2:43.869	0.991
32	48	SABBARTON	1:50.084	666	MOSSELL	54.124	32	48	SABBARTON	2:44.065	2:44.319	0.254
33	26	HOWLETT	1:51.907	26	HOWLETT	55.811	33	26	HOWLETT	2:47.718	2:47.718	0.000
34	67	BAILEY	1:52.514	67	BAILEY	57.631	34	67	BAILEY	2:50.145	2:50.145	0.000

Weather / Track : Bright / Dry

Results can be found at www.tsl-timing.com

Snetterton 300

Circuit Length = 2.9689 miles

Start: 15:21 Flag 15:38 End: 15:41

Printed - 15:42 Sunday, 09 June 2019

BMCRC-MRO Championships 2019



**TEAM
RESPRO®**



**TEAM RESPRO MRO 600 inc
MSS PERFORMANCE CLUBMAN 600**

Snetterton 300 Circuit

8th / 9th June 2019



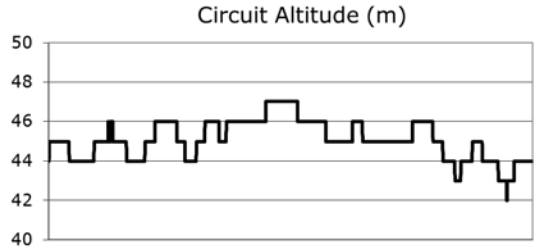
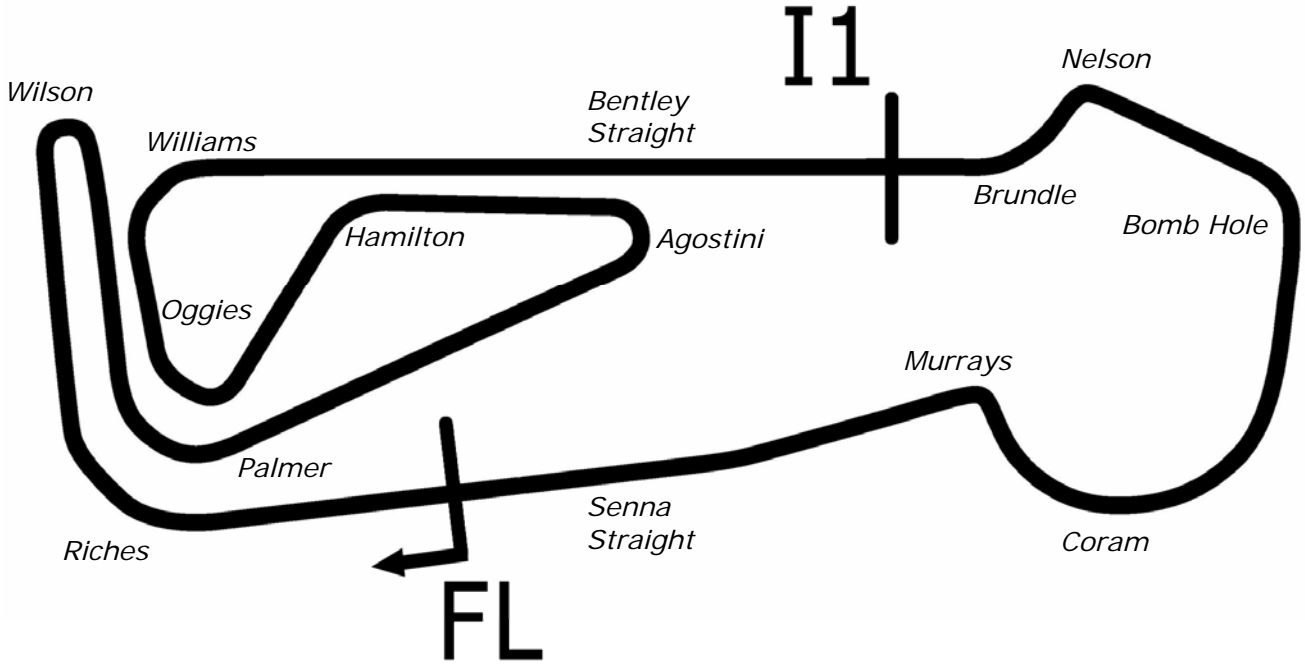
Results Provided by Timing Solutions Ltd
www.tsl-timing.com

Snetterton 300



SPORTS TIMING

TIMING SOLUTIONS LTD



Length	2.9689 miles	4778.0 m	
FL		52.46340 N	0.94476 E
I1	3198m	52.46617 N	0.94964 E
Pit Entry	4572m	52.46364 N	0.94774 E
Pit Exit	40m after FL	52.46338 N	0.94420 E
Pit Entry–Pit Exit 246m, 14.7s @60kph, 11.0s @80kph			

All results available at www.tsl-timing.com

BMCRC - MRO Championships 2019 - Rnd 5 @ Snetterton

Team Respro MRO 600 inc MSS Performance MRO Clubman 600



QUALIFYING - CLASSIFICATION

POS	NO	CL	PIC NAME	ENTRY	TIME	ON	LAPS	GAP	DIFF	MPH
1	114		1 Louis VALLELEY	Yamaha - R&R Racing	2:16.670	6	6			78.20
2	66		2 Cameron FRASER	Yamaha -	2:17.532	6	6	0.862	0.862	77.71
3	199		3 Lloyd COLLINS	Honda - Warren Drives	2:17.904	6	6	1.234	0.372	77.50
4	40		4 David SHELVEY	Suzuki - ymark.com	2:18.129	5	5	1.459	0.225	77.37
5	87		5 Matt LAST	Triumph - VnM Sport	2:18.176	6	6	1.506	0.047	77.35
6	188	C	1 Dawid KRAWIECKI	Yamaha - Code Blue LTD & D A East Electrical	2:19.329	6	6	2.659	1.153	76.71
7	82		6 Andrew SMITH	Kawasaki - MSS Performance / Addition Steel	2:21.415	6	6	4.745	2.086	75.57
8	86		7 Jamie KELMAN	Triumph - Phased Out Racing	2:22.172	5	5	5.502	0.757	75.17
9	21	C	2 Nick WHITCHER	Yamaha -	2:23.410	6	6	6.740	1.238	74.52
10	12	C	3 Cedric BLOCH	Kawazaki - Brigit's Group & SDC Performance	2:23.909	5	5	7.239	0.499	74.26
11	111		8 Ryan FOLKES	Triumph - Carl Harrison Motorcyle Services	2:23.914	3	3	7.244	0.005	74.26
12	912	C	4 Michael WHITE	Yamaha - Race Lab Suspension	2:24.873	4	4	8.203	0.959	73.77
13	83		9 Talan SKEELS-PIGGINS	Yamaha - Talan Racing	2:25.140	4	5	8.470	0.267	73.63
14	44		10 Hayden PLATTON	Kawasaki - NR Racing	2:25.398	5	5	8.728	0.258	73.50
15	448		11 Ewan POTTER	Yamaha - AH Performance	2:25.422	3	3	8.752	0.024	73.49
16	715		12 Kayla BARRINGTON	Yamaha - Slipscreens TKB racing	2:25.884	5	5	9.214	0.462	73.26
17	88	C	5 Michael STANLEY	Triumph -	2:26.290	5	5	9.620	0.406	73.06
18	17		13 Andrew GILL	Kawasaki -	2:26.346	5	5	9.676	0.056	73.03
19	149	C	6 Callum HAMMETT	Yamaha -	2:26.924	5	5	10.254	0.578	72.74
20	971		14 Jake PACKHAM	Yamaha - Gasoline alley	2:27.291	5	5	10.621	0.367	72.56
21	89	C	7 Chris PARISH	Yamaha - Harris Motorcycles	2:27.305	5	5	10.635	0.014	72.55
22	57	C	8 Theo RUTTER	Yamaha - Sublime Designs Racing/RRC	2:28.178	5	5	11.508	0.873	72.13
23	33	C	9 Phillip MCMANAMON	Honda -	2:28.704	5	5	12.034	0.526	71.87
24	60	C	10 Jack YOUNGE	Yamaha - Chase Timber / iceni motorcycles	2:29.265	4	5	12.595	0.561	71.60
25	23		15 Austin WREN	Triumph - DWAI Racing	2:29.853	2	2	13.183	0.588	71.32
26	69		16 Robert WINDEATT	Yamaha - L&W Contractors	2:32.972	5	5	16.302	3.119	69.86
27	81	C	11 Liam DUFFETT	Triumph -	2:35.246	5	5	18.576	2.274	68.84
28	47	C	12 James PEAKE	Yamaha - Sanda, Arienne and Lewis	2:35.415	5	5	18.745	0.169	68.77
29	99		17 Michael SIMMONS	Yamaha - Westcountry Windings	2:38.404	2	3	21.734	2.989	67.47
30	56		18 Michael MILLS	Yamaha - A51 Racing			0			

Snetterton 300

Circuit Length = 2.9689 miles

Start: 09:17 Flag 09:30 End: 09:33

Weather / Track : Cloudy / Dry

These results are provisional until the conclusion of any judicial and technical matters.

Clerk Of Course :	Timekeeper :
-------------------	--------------

Results can be found at www.tsl-timing.com

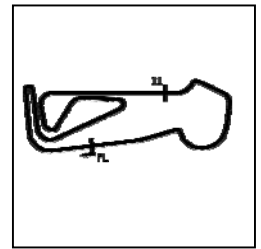
Printed - 09:39 Saturday, 08 June 2019



BMCRC - MRO Championships 2019 - Rnd 5 @ Snetterton

Team Respro MRO 600 inc MSS Performance MRO Clubman 600

QUALIFYING - SECTOR ANALYSIS



SECTOR 1 = FL to I1, SECTOR 2 = I1 to FL, DIFF = Difference To Personal Best Lap, P = Crossed Finish Line in Pit Lane, D = Time Disallowed

P1 114		Louis VALLELEY		Yamaha - R&R Racing		
IDEAL LAP TIME : 2:16.670		BEST LAP TIME : 2:16.670		DIFFERENCE : 0.000		
LAP	SECTOR 1	SECTOR 2	LAP TIME	MPH	DIFF	TIME OF DAY
1 -	1:39.717	48.425	2:28.142	72.14	11.472	09:20:18.794
2 -	1:33.571	47.164	2:20.735	75.94	4.065	09:22:39.529
3 -	1:31.858	47.750	2:19.608	76.55	2.938	09:24:59.137
4 -	1:31.613	47.380	2:18.993 (3)	76.89	2.323	09:27:18.130
5 -	1:31.274	46.936	2:18.210 (2)	77.33	1.540	09:29:36.340
6 -	1:30.265	46.405	2:16.670 (1)	78.20		09:31:53.010

P2 66		Cameron FRASER		Yamaha -		
IDEAL LAP TIME : 2:17.532		BEST LAP TIME : 2:17.532		DIFFERENCE : 0.000		
LAP	SECTOR 1	SECTOR 2	LAP TIME	MPH	DIFF	TIME OF DAY
1 -	1:42.272	49.708	2:31.980	70.32	14.448	09:20:19.870
2 -	1:35.827	48.476	2:24.303	74.06	6.771	09:22:44.173
3 -	1:34.451	48.778	2:23.229	74.62	5.697	09:25:07.402
4 -	1:33.999	48.050	2:22.049 (3)	75.24	4.517	09:27:29.451
5 -	1:32.824	47.253	2:20.077 (2)	76.30	2.545	09:29:49.528
6 -	1:30.898	46.634	2:17.532 (1)	77.71		09:32:07.060

P3 199		Lloyd COLLINS		Honda - Warren Drives		
IDEAL LAP TIME : 2:17.904		BEST LAP TIME : 2:17.904		DIFFERENCE : 0.000		
LAP	SECTOR 1	SECTOR 2	LAP TIME	MPH	DIFF	TIME OF DAY
1 -	1:52.956	54.694	2:47.650	63.75	29.746	09:20:43.878
2 -	1:38.238	51.047	2:29.285	71.59	11.381	09:23:13.163
3 -	1:35.842	47.409	2:23.251	74.61	5.347	09:25:36.414
4 -	1:32.744	47.429	2:20.173 (3)	76.24	2.269	09:27:56.587
5 -	1:32.657	47.430	2:20.087 (2)	76.29	2.183	09:30:16.674
6 -	1:31.799	46.105	2:17.904 (1)	77.50		09:32:34.578

P4 40		David SHELVEY		Suzuki - ymark.com		
IDEAL LAP TIME : 2:18.129		BEST LAP TIME : 2:18.129		DIFFERENCE : 0.000		
LAP	SECTOR 1	SECTOR 2	LAP TIME	MPH	DIFF	TIME OF DAY
1 -	1:42.006	49.171	2:31.177	70.69	13.048	09:20:51.982
2 -	1:35.026	48.446	2:23.472	74.49	5.343	09:23:15.454
3 -	1:35.579	47.627	2:23.206 (3)	74.63	5.077	09:25:38.660
4 -	1:32.754	47.313	2:20.067 (2)	76.30	1.938	09:27:58.727
5 -	1:30.932	47.197	2:18.129 (1)	77.37		09:30:16.856

P5 87		Matt LAST		Triumph - VnM Sport		
IDEAL LAP TIME : 2:18.176		BEST LAP TIME : 2:18.176		DIFFERENCE : 0.000		
LAP	SECTOR 1	SECTOR 2	LAP TIME	MPH	DIFF	TIME OF DAY
1 -	1:45.621	51.556	2:37.177	68.00	19.001	09:20:26.280
2 -	1:38.448	50.545	2:28.993	71.73	10.817	09:22:55.273
3 -	1:35.698	49.639	2:25.337	73.53	7.161	09:25:20.610
4 -	1:34.132	48.870	2:23.002 (3)	74.74	4.826	09:27:43.612
5 -	1:33.227	48.819	2:22.046 (2)	75.24	3.870	09:30:05.658
6 -	1:30.995	47.181	2:18.176 (1)	77.35		09:32:23.834

P6 188 C		Dawid KRAWIECKI		Yamaha - Code Blue LTD & D A East Electrical		
IDEAL LAP TIME : 2:19.329		BEST LAP TIME : 2:19.329		DIFFERENCE : 0.000		
LAP	SECTOR 1	SECTOR 2	LAP TIME	MPH	DIFF	TIME OF DAY
1 -	1:47.685	52.445	2:40.130	66.74	20.801	09:20:33.172
2 -	1:34.264	56.677	2:30.941	70.80	11.612	09:23:04.113
3 -	1:35.019	48.662	2:23.681	74.38	4.352	09:25:27.794
4 -	1:33.269	49.038	2:22.307 (3)	75.10	2.978	09:27:50.101
5 -	1:32.720	48.773	2:21.493 (2)	75.53	2.164	09:30:11.594
6 -	1:31.639	47.690	2:19.329 (1)	76.71		09:32:30.923

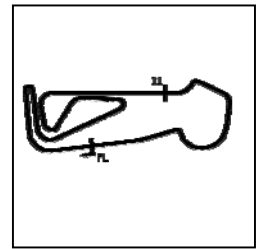
Weather / Track : Cloudy / Dry

Snetterton 300
Circuit Length = 2.9689 miles
Start: 09:17 Flag 09:30 End: 09:33

BMCRC - MRO Championships 2019 - Rnd 5 @ Snetterton

Team Respro MRO 600 inc MSS Performance MRO Clubman 600

QUALIFYING - SECTOR ANALYSIS



SECTOR 1 = FL to I1, SECTOR 2 = I1 to FL, DIFF = Difference To Personal Best Lap, P = Crossed Finish Line in Pit Lane, D = Time Disallowed

P7	82	Andrew SMITH	Kawasaki - MSS Performance / Addition Steel			
IDEAL LAP TIME : 2:21.415		BEST LAP TIME : 2:21.415	DIFFERENCE : 0.000			

LAP	SECTOR 1	SECTOR 2	LAP TIME	MPH	DIFF	TIME OF DAY
1 -	1:39.058	50.728	2:29.786	71.35	8.371	09:20:15.577
2 -	1:37.731	50.823	2:28.554	71.94	7.139	09:22:44.131
3 -	1:38.192	50.705	2:28.897	71.78	7.482	09:25:13.028
4 -	1:36.267	50.462	2:26.729 (3)	72.84	5.314	09:27:39.757
5 -	1:35.851	49.805	2:25.656 (2)	73.37	4.241	09:30:05.413
6 -	1:32.694	48.721	2:21.415 (1)	75.57		09:32:26.828

P8	86	Jamie KELMAN	Triumph - Phased Out Racing			
IDEAL LAP TIME : 2:22.172		BEST LAP TIME : 2:22.172	DIFFERENCE : 0.000			

LAP	SECTOR 1	SECTOR 2	LAP TIME	MPH	DIFF	TIME OF DAY
1 -	1:35.273	48.104	2:23.377 (2)	74.54	1.205	09:20:09.647
2 -	1:35.302	48.971	2:24.273 (3)	74.08	2.101	09:22:33.920
3 -	1:36.432	IN PIT	3:40.331 P	48.50	1:18.159	09:26:14.251
4 -	OUTLAP	47.945	2:23.025	74.72	0.853	09:28:37.276
5 -	1:34.285	47.887	2:22.172 (1)	75.17		09:30:59.448

P9	21 C	Nick WHITCHER	Yamaha -			
IDEAL LAP TIME : 2:23.410		BEST LAP TIME : 2:23.410	DIFFERENCE : 0.000			

LAP	SECTOR 1	SECTOR 2	LAP TIME	MPH	DIFF	TIME OF DAY
1 -	1:40.528	52.005	2:32.533	70.07	9.123	09:20:17.129
2 -	1:38.871	50.905	2:29.776	71.36	6.366	09:22:46.905
3 -	1:37.505	50.716	2:28.221	72.10	4.811	09:25:15.126
4 -	1:35.919	50.007	2:25.926 (3)	73.24	2.516	09:27:41.052
5 -	1:35.366	49.386	2:24.752 (2)	73.83	1.342	09:30:05.804
6 -	1:34.252	49.158	2:23.410 (1)	74.52		09:32:29.214

P10	12 C	Cedric BLOCH	Kawazaki - Brigit's Group & SDC Performance			
IDEAL LAP TIME : 2:23.909		BEST LAP TIME : 2:23.909	DIFFERENCE : 0.000			

LAP	SECTOR 1	SECTOR 2	LAP TIME	MPH	DIFF	TIME OF DAY
1 -	1:44.396	52.686	2:37.082	68.04	13.173	09:21:25.242
2 -	1:41.884	51.481	2:33.365	69.69	9.456	09:23:58.607
3 -	1:39.171	50.847	2:30.018 (3)	71.24	6.109	09:26:28.625
4 -	1:36.558	49.090	2:25.648 (2)	73.38	1.739	09:28:54.273
5 -	1:35.155	48.754	2:23.909 (1)	74.26		09:31:18.182

P11	111	Ryan FOLKES	Triumph - Carl Harrison Motorcycle Services			
IDEAL LAP TIME : 2:23.914		BEST LAP TIME : 2:23.914	DIFFERENCE : 0.000			

LAP	SECTOR 1	SECTOR 2	LAP TIME	MPH	DIFF	TIME OF DAY
1 -	1:49.296	52.904	2:42.200 (3)	65.89	18.286	09:21:36.384
2 -	1:38.815	50.065	2:28.880 (2)	71.78	4.966	09:24:05.264
3 -	1:34.836	49.078	2:23.914 (1)	74.26		09:26:29.178

P12	912 C	Michael WHITE	Yamaha - Race Lab Suspension			
IDEAL LAP TIME : 2:24.577		BEST LAP TIME : 2:24.873	DIFFERENCE : 0.296			

LAP	SECTOR 1	SECTOR 2	LAP TIME	MPH	DIFF	TIME OF DAY
1 -	1:42.883	52.128	2:35.011	68.95	10.138	09:20:22.348
2 -	1:36.575	50.069	2:26.644 (3)	72.88	1.771	09:22:48.992
3 -	1:35.497	49.541	2:25.038 (2)	73.69	0.165	09:25:14.030
4 -	1:35.036	49.837	2:24.873 (1)	73.77		09:27:38.903

P13	83	Talan SKEELS-PIGGINS	Yamaha - Talan Racing			
IDEAL LAP TIME : 2:24.514		BEST LAP TIME : 2:25.140	DIFFERENCE : 0.626			

LAP	SECTOR 1	SECTOR 2	LAP TIME	MPH	DIFF	TIME OF DAY
-----	----------	----------	----------	-----	------	-------------

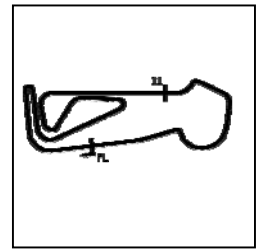
Weather / Track : Cloudy / Dry

Snetterton 300
Circuit Length = 2.9689 miles
Start: 09:17 Flag 09:30 End: 09:33

BMCRC - MRO Championships 2019 - Rnd 5 @ Snetterton

Team Respro MRO 600 inc MSS Performance MRO Clubman 600

QUALIFYING - SECTOR ANALYSIS



SECTOR 1 = FL to I1, SECTOR 2 = I1 to FL, DIFF = Difference To Personal Best Lap, P = Crossed Finish Line in Pit Lane, D = Time Disallowed

1 -	OUTLAP	53.561	2:41.840	66.04	16.700	09:21:03.557
2 -	1:37.307	50.220	2:27.527	72.44	2.387	09:23:31.084
3 -	1:35.203	50.082	2:25.285 (2)	73.56	0.145	09:25:56.369
4 -	1:35.829	49.311	2:25.140 (1)	73.63		09:28:21.509
5 -	1:36.203	50.371	2:26.574 (3)	72.91	1.434	09:30:48.083

P14 44	Hayden PLATTON		Kawasaki - NR Racing			
IDEAL LAP TIME : 2:25.398		BEST LAP TIME : 2:25.398		DIFFERENCE : 0.000		
LAP	SECTOR 1	SECTOR 2	LAP TIME	MPH	DIFF	TIME OF DAY
1 -	1:44.441	52.418	2:36.859	68.13	11.461	09:20:25.656
2 -	1:41.312	56.759	2:38.071	67.61	12.673	09:23:03.727
3 -	1:38.012	50.758	2:28.770 (3)	71.84	3.372	09:25:32.497
4 -	1:36.643	50.262	2:26.905 (2)	72.75	1.507	09:27:59.402
5 -	1:36.049	49.349	2:25.398 (1)	73.50		09:30:24.800

P15 448	Ewan POTTER		Yamaha - AH Performance			
IDEAL LAP TIME : 2:25.422		BEST LAP TIME : 2:25.422		DIFFERENCE : 0.000		
LAP	SECTOR 1	SECTOR 2	LAP TIME	MPH	DIFF	TIME OF DAY
1 -	OUTLAP	55.496	2:40.740	66.49	15.318	09:26:28.907
2 -	1:39.182	51.508	2:30.690 (2)	70.92	5.268	09:28:59.597
3 -	1:35.520	49.902	2:25.422 (1)	73.49		09:31:25.019

P16 715	Kayla BARRINGTON		Yamaha - Slipscreens TKB racing			
IDEAL LAP TIME : 2:25.884		BEST LAP TIME : 2:25.884		DIFFERENCE : 0.000		
LAP	SECTOR 1	SECTOR 2	LAP TIME	MPH	DIFF	TIME OF DAY
1 -	1:51.249	53.555	2:44.804	64.85	18.920	09:20:40.786
2 -	1:41.534	51.553	2:33.087 (3)	69.81	7.203	09:23:13.873
3 -	1:41.454	52.172	2:33.626	69.57	7.742	09:25:47.499
4 -	1:38.629	51.268	2:29.897 (2)	71.30	4.013	09:28:17.396
5 -	1:36.256	49.628	2:25.884 (1)	73.26		09:30:43.280

P17 88 C	Michael STANLEY		Triumph -			
IDEAL LAP TIME : 2:26.290		BEST LAP TIME : 2:26.290		DIFFERENCE : 0.000		
LAP	SECTOR 1	SECTOR 2	LAP TIME	MPH	DIFF	TIME OF DAY
1 -	1:51.838	53.205	2:45.043	64.75	18.753	09:20:38.975
2 -	1:43.453	52.730	2:36.183 (3)	68.43	9.893	09:23:15.158
3 -	1:41.250	51.544	2:32.794 (2)	69.95	6.504	09:25:47.952
4 -	1:39.173	1:01.834	2:41.007	66.38	14.717	09:28:28.959
5 -	1:36.374	49.916	2:26.290 (1)	73.06		09:30:55.249

P18 17	Andrew GILL		Kawasaki -			
IDEAL LAP TIME : 2:26.346		BEST LAP TIME : 2:26.346		DIFFERENCE : 0.000		
LAP	SECTOR 1	SECTOR 2	LAP TIME	MPH	DIFF	TIME OF DAY
1 -	1:53.142	55.037	2:48.179	63.55	21.833	09:20:40.106
2 -	1:40.531	52.531	2:33.062 (3)	69.82	6.716	09:23:13.168
3 -	1:39.028	50.305	2:29.333 (2)	71.57	2.987	09:25:42.501
4 -	1:36.815	57.520	2:34.335	69.25	7.989	09:28:16.836
5 -	1:36.424	49.922	2:26.346 (1)	73.03		09:30:43.182

P19 149 C	Callum HAMMETT		Yamaha -			
IDEAL LAP TIME : 2:26.378		BEST LAP TIME : 2:26.924		DIFFERENCE : 0.546		
LAP	SECTOR 1	SECTOR 2	LAP TIME	MPH	DIFF	TIME OF DAY
1 -	1:51.019	55.856	2:46.875	64.04	19.951	09:20:38.467
2 -	1:41.337	53.316	2:34.653	69.11	7.729	09:23:13.120
3 -	1:41.167	51.492	2:32.659 (3)	70.01	5.735	09:25:45.779
4 -	1:36.718	51.223	2:27.941 (2)	72.24	1.017	09:28:13.720
5 -	1:37.264	49.660	2:26.924 (1)	72.74		09:30:40.644

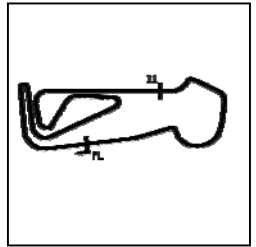
Weather / Track : Cloudy / Dry

Snetterton 300
Circuit Length = 2.9689 miles
Start: 09:17 Flag 09:30 End: 09:33

BMCRC - MRO Championships 2019 - Rnd 5 @ Snetterton

Team Respro MRO 600 inc MSS Performance MRO Clubman 600

QUALIFYING - SECTOR ANALYSIS



SECTOR 1 = FL to I1, SECTOR 2 = I1 to FL, DIFF = Difference To Personal Best Lap, P = Crossed Finish Line in Pit Lane, D = Time Disallowed

P20 971		Jake PACKHAM		Yamaha - Gasoline alley		
IDEAL LAP TIME : 2:26.798		BEST LAP TIME : 2:27.291		DIFFERENCE : 0.493		
LAP	SECTOR 1	SECTOR 2	LAP TIME	MPH	DIFF	TIME OF DAY
1 -	2:04.783	57.934	3:02.717	58.49	35.426	09:21:03.399
2 -	1:46.221	52.414	2:38.635	67.37	11.344	09:23:42.034
3 -	1:39.912	49.660	2:29.572 (3)	71.45	2.281	09:26:11.606
4 -	1:37.666	50.067	2:27.733 (2)	72.34	0.442	09:28:39.339
5 -	1:37.138	50.153	2:27.291 (1)	72.56		09:31:06.630

P21 89 C		Chris PARISH		Yamaha - Harris Motorcycles		
IDEAL LAP TIME : 2:27.305		BEST LAP TIME : 2:27.305		DIFFERENCE : 0.000		
LAP	SECTOR 1	SECTOR 2	LAP TIME	MPH	DIFF	TIME OF DAY
1 -	1:54.681	56.051	2:50.732	62.60	23.427	09:20:46.328
2 -	1:42.263	53.054	2:35.317	68.81	8.012	09:23:21.645
3 -	1:39.915	51.827	2:31.742 (3)	70.43	4.437	09:25:53.387
4 -	1:39.145	51.298	2:30.443 (2)	71.04	3.138	09:28:23.830
5 -	1:37.185	50.120	2:27.305 (1)	72.55		09:30:51.135

P22 57 C		Theo RUTTER		Yamaha - Sublime Designs Racing/RRC		
IDEAL LAP TIME : 2:28.178		BEST LAP TIME : 2:28.178		DIFFERENCE : 0.000		
LAP	SECTOR 1	SECTOR 2	LAP TIME	MPH	DIFF	TIME OF DAY
1 -	1:50.354	54.687	2:45.041	64.76	16.863	09:20:35.217
2 -	1:43.949	53.266	2:37.215	67.98	9.037	09:23:12.432
3 -	1:42.723	52.677	2:35.400 (3)	68.77	7.222	09:25:47.832
4 -	1:40.319	51.090	2:31.409 (2)	70.59	3.231	09:28:19.241
5 -	1:37.738	50.440	2:28.178 (1)	72.13		09:30:47.419

P23 33 C		Phillip MCMANAMON		Honda -		
IDEAL LAP TIME : 2:28.704		BEST LAP TIME : 2:28.704		DIFFERENCE : 0.000		
LAP	SECTOR 1	SECTOR 2	LAP TIME	MPH	DIFF	TIME OF DAY
1 -	1:56.170	56.844	2:53.014	61.77	24.310	09:20:49.583
2 -	1:44.111	53.205	2:37.316	67.94	8.612	09:23:26.899
3 -	1:42.176	53.509	2:35.685 (3)	68.65	6.981	09:26:02.584
4 -	1:38.988	52.965	2:31.953 (2)	70.33	3.249	09:28:34.537
5 -	1:38.061	50.643	2:28.704 (1)	71.87		09:31:03.241

P24 60 C		Jack YOUNGE		Yamaha - Chase Timber / iceni motorcycles		
IDEAL LAP TIME : 2:29.265		BEST LAP TIME : 2:29.265		DIFFERENCE : 0.000		
LAP	SECTOR 1	SECTOR 2	LAP TIME	MPH	DIFF	TIME OF DAY
1 -	1:49.476	53.819	2:43.295	65.45	14.030	09:20:33.588
2 -	1:42.544	53.152	2:35.696	68.64	6.431	09:23:09.284
3 -	1:41.738	52.134	2:33.872 (3)	69.46	4.607	09:25:43.156
4 -	1:38.495	50.770	2:29.265 (1)	71.60		09:28:12.421
5 -	1:38.680	50.844	2:29.524 (2)	71.48	0.259	09:30:41.945

P25 23		Austin WREN		Triumph - DWAI Racing		
IDEAL LAP TIME : 2:29.299		BEST LAP TIME : 2:29.853		DIFFERENCE : 0.554		
LAP	SECTOR 1	SECTOR 2	LAP TIME	MPH	DIFF	TIME OF DAY
1 -	1:47.096	51.044	2:38.140 (2)	67.58	8.287	09:20:27.565
2 -	1:39.421	50.432	2:29.853 (1)	71.32		09:22:57.418

P26 69		Robert WINDEATT		Yamaha - L&W Contractors		
IDEAL LAP TIME : 2:32.799		BEST LAP TIME : 2:32.972		DIFFERENCE : 0.173		
LAP	SECTOR 1	SECTOR 2	LAP TIME	MPH	DIFF	TIME OF DAY
1 -	1:54.587	57.576	2:52.163	62.08	19.191	09:20:46.457
2 -	1:44.471	54.981	2:39.452	67.03	6.480	09:23:25.909
3 -	1:42.413	51.584	2:33.997 (2)	69.40	1.025	09:25:59.906

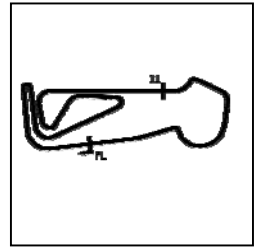
Weather / Track : Cloudy / Dry

Snetterton 300
Circuit Length = 2.9689 miles
Start: 09:17 Flag 09:30 End: 09:33

BMCRC - MRO Championships 2019 - Rnd 5 @ Snetterton

Team Respro MRO 600 inc MSS Performance MRO Clubman 600

QUALIFYING - SECTOR ANALYSIS



SECTOR 1 = FL to I1, SECTOR 2 = I1 to FL, DIFF = Difference To Personal Best Lap, P = Crossed Finish Line in Pit Lane, D = Time Disallowed

4 -	1:41.354	53.342	2:34.696 (3)	69.09	1.724	09:28:34.602
5 -	1:41.527	51.445	2:32.972 (1)	69.86		09:31:07.574

P27 81 C		Liam DUFFETT		Triumph -			
IDEAL LAP TIME : 2:34.965		BEST LAP TIME : 2:35.246		DIFFERENCE : 0.281			
LAP	SECTOR 1	SECTOR 2	LAP TIME	MPH	DIFF	TIME OF DAY	
1 -	1:49.967	53.863	2:43.830	65.23	8.584	09:20:33.067	
2 -	1:44.977	1:03.031	2:48.008	63.61	12.762	09:23:21.075	
3 -	1:43.587	52.986	2:36.573 (3)	68.26	1.327	09:25:57.648	
4 -	1:43.460	52.691	2:36.151 (2)	68.44	0.905	09:28:33.799	
5 -	1:42.274	52.972	2:35.246 (1)	68.84		09:31:09.045	

P28 47 C		James PEAKE		Yamaha - Sanda, Arienne and Lewis			
IDEAL LAP TIME : 2:35.415		BEST LAP TIME : 2:35.415		DIFFERENCE : 0.000			
LAP	SECTOR 1	SECTOR 2	LAP TIME	MPH	DIFF	TIME OF DAY	
1 -	1:55.266	57.589	2:52.855	61.83	17.440	09:20:45.490	
2 -	1:45.181	53.442	2:38.623	67.38	3.208	09:23:24.113	
3 -	1:44.317	53.544	2:37.861 (3)	67.70	2.446	09:26:01.974	
4 -	1:42.119	54.766	2:36.885 (2)	68.12	1.470	09:28:38.859	
5 -	1:42.105	53.310	2:35.415 (1)	68.77		09:31:14.274	

P29 99		Michael SIMMONS		Yamaha - Westcountry Windings			
IDEAL LAP TIME : 2:35.883		BEST LAP TIME : 2:38.404		DIFFERENCE : 2.521			
LAP	SECTOR 1	SECTOR 2	LAP TIME	MPH	DIFF	TIME OF DAY	
1 -	1:48.102	53.594	2:41.696 (2)	66.09	3.292	09:20:30.201	
2 -	1:42.289	56.115	2:38.404 (1)	67.47		09:23:08.605	
3 -	1:46.923	55.168	2:42.091 (3)	65.93	3.687	09:25:50.696	

BMCRC - MRO Championships 2019 - Rnd 5 @ Snetterton

Team Respro MRO 600 inc MSS Performance MRO Clubman 600

QUALIFYING - BEST SECTORS

SECTOR 1			SECTOR 2			IDEAL / BEST COMPARISON						
POS	NO	NAME	TIME	NO	NAME	TIME	POS	NO	NAME	IDEAL	BEST	DIFF
									PERFECT LAP	2:16.370		
1	114	VALLELEY	1:30.265	199	COLLINS	46.105	1	114	VALLELEY	2:16.670	2:16.670	0.000
2	66	FRASER	1:30.898	114	VALLELEY	46.405	2	66	FRASER	2:17.532	2:17.532	0.000
3	40	SHELVEY	1:30.932	66	FRASER	46.634	3	199	COLLINS	2:17.904	2:17.904	0.000
4	87	LAST	1:30.995	87	LAST	47.181	4	40	SHELVEY	2:18.129	2:18.129	0.000
5	188	KRAWIECKI	1:31.639	40	SHELVEY	47.197	5	87	LAST	2:18.176	2:18.176	0.000
6	199	COLLINS	1:31.799	188	KRAWIECKI	47.690	6	188	KRAWIECKI	2:19.329	2:19.329	0.000
7	82	SMITH	1:32.694	86	KELMAN	47.887	7	82	SMITH	2:21.415	2:21.415	0.000
8	21	WHITCHER	1:34.252	82	SMITH	48.721	8	86	KELMAN	2:22.172	2:22.172	0.000
9	86	KELMAN	1:34.285	12	BLOCH	48.754	9	21	WHITCHER	2:23.410	2:23.410	0.000
10	111	FOLKES	1:34.836	111	FOLKES	49.078	10	12	BLOCH	2:23.909	2:23.909	0.000
11	912	WHITE	1:35.036	21	WHITCHER	49.158	11	111	FOLKES	2:23.914	2:23.914	0.000
12	12	BLOCH	1:35.155	83	SKEELS-PIGGINS	49.311	12	83	SKEELS-PIGGINS	2:24.514	2:25.140	0.626
13	83	SKEELS-PIGGINS	1:35.203	44	PLATTON	49.349	13	912	WHITE	2:24.577	2:24.873	0.296
14	448	POTTER	1:35.520	912	WHITE	49.541	14	44	PLATTON	2:25.398	2:25.398	0.000
15	44	PLATTON	1:36.049	715	BARRINGTON	49.628	15	448	POTTER	2:25.422	2:25.422	0.000
16	715	BARRINGTON	1:36.256	149	HAMMETT	49.660	16	715	BARRINGTON	2:25.884	2:25.884	0.000
17	88	STANLEY	1:36.374	971	PACKHAM	49.660	17	88	STANLEY	2:26.290	2:26.290	0.000
18	17	GILL	1:36.424	448	POTTER	49.902	18	17	GILL	2:26.346	2:26.346	0.000
19	149	HAMMETT	1:36.718	88	STANLEY	49.916	19	149	HAMMETT	2:26.378	2:26.924	0.546
20	971	PACKHAM	1:37.138	17	GILL	49.922	20	971	PACKHAM	2:26.798	2:27.291	0.493
21	89	PARISH	1:37.185	89	PARISH	50.120	21	89	PARISH	2:27.305	2:27.305	0.000
22	57	RUTTER	1:37.738	23	WREN	50.432	22	57	RUTTER	2:28.178	2:28.178	0.000
23	33	MCMANAMON	1:38.061	57	RUTTER	50.440	23	33	MCMANAMON	2:28.704	2:28.704	0.000
24	60	YOUNGE	1:38.495	33	MCMANAMON	50.643	24	60	YOUNGE	2:29.265	2:29.265	0.000
25	23	WREN	1:38.867	60	YOUNGE	50.770	25	23	WREN	2:29.299	2:29.853	0.554
26	69	WINDEATT	1:41.354	69	WINDEATT	51.445	26	69	WINDEATT	2:32.799	2:32.972	0.173
27	47	PEAKE	1:42.105	81	DUFFETT	52.691	27	81	DUFFETT	2:34.965	2:35.246	0.281
28	81	DUFFETT	1:42.274	47	PEAKE	53.310	28	47	PEAKE	2:35.415	2:35.415	0.000
29	99	SIMMONS	1:42.289	99	SIMMONS	53.594	29	99	SIMMONS	2:35.883	2:38.404	2.521
30												

Weather / Track : Cloudy / Dry

Results can be found at www.tsl-timing.com

Snetterton 300

Circuit Length = 2.9689 miles

Start: 09:17 Flag 09:30 End: 09:33

Printed - 09:40 Saturday, 08 June 2019

BMCRC - MRO Championships 2019 - Rnd 5 @ Snetterton

Team Respro MRO 600 inc MSS Performance MRO Clubman 600



RACE 2 - GRID (5 Laps)

ROW 12	1	1	34	83	Talan SKEELS-PIGGINS	2:25.140				
ROW 11	33	120	James BUCHANAN	32	97	Julien LIGUORI	31	77	Ben CATT	
ROW 10	30	29	Charlie STONE	29	56	Michael MILLS	28	99	Michael SIMMONS	2:38.404
ROW 9	27	47	James PEAKE	26	81	Liam DUFFETT	25	69	Robert WINDEATT	2:35.415 2:35.246 2:32.972
ROW 8	24	23	Austin WREN	23	60	Jack YOUNGE	22	33	Phillip MCMANAMON	2:29.853 2:29.265 2:28.704
ROW 7	21	57	Theo RUTTER	20	89	Chris PARISH	19	971	Jake PACKHAM	2:28.178 2:27.305 2:27.291
ROW 6	18	149	Callum HAMMETT	17	17	Andrew GILL	16	88	Michael STANLEY	2:26.924 2:26.346 2:26.290
ROW 5	15	715	Kayla BARRINGTON	14	448	Ewan POTTER	13	44	Hayden PLATTON	2:25.884 2:25.422 2:25.398
ROW 4	12	912	Michael WHITE	11	111	Ryan FOLKES	10	12	Cedric BLOCH	2:24.873 2:23.914 2:23.909
ROW 3	9	21	Nick WHITCHER	8	86	Jamie KELMAN	7	82	Andrew SMITH	2:23.410 2:22.172 2:21.415
ROW 2	6	188	Dawid KRAWIECKI	5	87	Matt LAST	4	40	David SHELVEY	2:19.329 2:18.176 2:18.129
ROW 1	3	199	Lloyd COLLINS	2	66	Cameron FRASER	1	114	Louis VALLELEY	2:17.904 2:17.532 2:16.670

Pole

Snetterton 300
Circuit Length = 2.9689 miles

These results are provisional until the conclusion of any judicial and technical matters.

Clerk Of Course :	Timekeeper :
-------------------	--------------

Results can be found at www.tsl-timing.com

Printed - 09:41 Saturday, 08 June 2019



BMCRC - MRO Championships 2019 - Rnd 5 @ Snetterton

Team Respro MRO 600 inc MSS Performance MRO Clubman 600

RACE 2 - CLASSIFICATION

POS	NO	CL	PIC NAME	ENTRY	LAPS	TIME	GAP	DIFF	MPH	BEST	ON
1	199		1 Lloyd COLLINS	Honda - Warren Drives	5	12:18.248			72.38	2:24.553	4
2	188	C	1 Dawid KRAWIECKI	Yamaha - Code Blue LTD & D A East Electrical	5	12:20.926	2.678	2.678	72.12	2:26.309	5
3	66		2 Cameron FRASER	Yamaha -	5	12:30.147	11.899	9.221	71.23	2:25.377	5
4	17		3 Andrew GILL	Kawasaki -	5	12:40.298	22.050	10.151	70.28	2:27.770	4
5	912	C	2 Michael WHITE	Yamaha - Race Lab Suspension	5	12:58.087	39.839	17.789	68.68	2:33.070	2
6	83		4 Talan SKEELS-PIGGINS	Yamaha - Talan Racing	5	13:01.015	42.767	2.928	68.42	2:31.238	4
7	56		5 Michael MILLS	Yamaha - A51 Racing	5	13:12.796	54.548	11.781	67.40	2:32.157	3
8	21	C	3 Nick WHITCHER	Yamaha -	5	13:14.456	56.208	1.660	67.26	2:35.693	3
9	33	C	4 Phillip MCMANAMON	Honda -	5	13:20.179	1:01.931	5.723	66.78	2:34.734	4
10	60	C	5 Jack YOUNGE	Yamaha - Chase Timber / iceni motorcycles	5	13:24.044	1:05.796	3.865	66.46	2:36.253	4
11	44		6 Hayden PLATTON	Kawasaki - NR Racing	5	13:24.311	1:06.063	0.267	66.44	2:37.829	5
12	149	C	6 Callum HAMMETT	Yamaha -	5	13:28.157	1:09.909	3.846	66.12	2:36.869	4
13	12	C	7 Cedric BLOCH	Kawazaki - Brigit's Group & SDC Performance	5	13:37.879	1:19.631	9.722	65.34	2:38.644	4
14	89	C	8 Chris PARISH	Yamaha - Harris Motorcycles	5	13:47.844	1:29.596	9.965	64.55	2:40.853	4
15	448		7 Ewan POTTER	Yamaha - AH Performance	5	14:00.719	1:42.471	12.875	63.56	2:41.922	4
16	23		8 Austin WREN	Triumph - DWAI Racing	5	14:04.025	1:45.777	3.306	63.31	2:42.964	4
17	47	C	9 James PEAKE	Yamaha - Sanda, Arienne and Lewis	5	14:31.719	2:13.471	27.694	61.30	2:50.564	3
18	88	C	10 Michael STANLEY	Triumph -	5	14:32.761	2:14.513	1.042	61.23	2:48.166	5

NOT CLASSIFIED

DNF	86		Jamie KELMAN	Triumph - Phased Out Racing	4	10:06.534	1 Lap	1 Lap	70.48	2:27.825	4
DNF	82		Andrew SMITH	Kawasaki - MSS Performance / Addition Steel	4	10:07.959	1 Lap	1.425	70.32	2:27.952	4
DNF	40		David SHELVEY	Suzuki - ymark.com	4	10:08.756	1 Lap	0.797	70.22	2:28.804	4
DNF	69		Robert WINDEATT	Yamaha - L&W Contractors	4	12:05.449	1 Lap	1:56.693	58.93	2:58.086	4
DNF	114		Louis VALLELEY	Yamaha - R&R Racing	3	7:31.212	2 Laps	1 Lap	71.06	2:23.717	3
DNF	715		Kayla BARRINGTON	Yamaha - Slipscreens TKB racing	2	5:55.427	3 Laps	1 Lap	60.14	2:52.823	2
DNF	87		Matt LAST	Triumph - VnM Sport	0						
DNF	971		Jake PACKHAM	Yamaha - Gasoline alley	0						
DNF	57	C	Theo RUTTER	Yamaha - Sublime Designs Racing/RRC	0						
DNF	81	C	Liam DUFFETT	Triumph -	0						

FASTEST LAP

114			Louis VALLELEY	Yamaha - R&R Racing	3	2:23.717		74.36 mph		119.68 kph	
188	C		Dawid KRAWIECKI	Yamaha - Code Blue LTD & D A East Electrical	5	2:26.309		73.05 mph		117.56 kph	

Class - 92.5% of Race Speed = 66.95 mph
 Class C - 92.5% of Race Speed = 66.71 mph

Snetterton 300
 Circuit Length = 2.9689 miles
 Start: 12:03 Flag 12:15 End: 12:18

Weather / Track : Rain / Wet

These results are provisional until the conclusion of any judicial and technical matters.

Clerk Of Course :	Timekeeper :
-------------------	--------------

Results can be found at www.tsl-timing.com

Printed - 12:19 Saturday, 08 June 2019



BMCRC - MRO Championships 2019 - Rnd 5 @ Snetterton

Team Respro MRO 600 inc MSS Performance MRO Clubman 600

RACE 2 - LAP CHART

LAP 1 @ 12:05:52.863		
NO	BEHIND	LAP TIME

188		2:31.257
199	3.105	2:34.362
86	6.083	2:37.340
66	6.459	2:37.716
82	7.253	2:38.510
40	8.170	2:39.427
114	10.219	2:41.476
17	10.776	2:42.033
912	11.066	2:42.323
21	13.446	2:44.703
12	18.363	2:49.620
83	18.625	2:49.882
56	20.141	2:51.398
89	20.278	2:51.535
44	20.401	2:51.658
60	20.429	2:51.686
149	21.467	2:52.724
33	24.079	2:55.336
23	24.503	2:55.760
448	25.177	2:56.434
47	29.896	3:01.153
715	31.347	3:02.604
69	33.521	3:04.778
88	38.473	3:09.730

LAP 2 @ 12:08:21.788		
NO	BEHIND	LAP TIME

188		2:28.925
199	1.952	2:27.772
86	7.107	2:29.949
66	7.292	2:29.758
114	7.313	2:26.019
82	9.124	2:30.796
40	9.836	2:30.591
17	11.355	2:29.504
912	15.211	2:33.070
21	21.690	2:37.169
83	22.262	2:32.562
56	26.384	2:35.168
44	30.098	2:38.622
60	31.972	2:40.468
12	32.032	2:42.594
33	33.535	2:38.381
149	34.882	2:42.340
89	38.120	2:46.767
448	41.461	2:45.209
23	43.058	2:47.480
47	53.500	2:52.529
715	55.245	2:52.823
88	1:06.485	2:56.937
69	1:08.558	3:03.962

LAP 3 @ 12:10:48.815		
NO	BEHIND	LAP TIME

199		2:25.075
188	0.262	2:27.289
114	4.003	2:23.717
66	9.656	2:29.391
86	11.500	2:31.420
40	12.743	2:29.934
82	12.798	2:30.701

17	14.316	2:29.988
912	21.760	2:33.576
83	27.014	2:31.779
21	30.356	2:35.693
56	31.514	2:32.157
44	41.443	2:38.372
33	41.797	2:35.289
60	43.540	2:38.595
149	46.258	2:38.403
12	48.899	2:43.894
89	55.002	2:43.909
448	1:00.006	2:45.572
23	1:01.308	2:45.277
47	1:17.037	2:50.564
88	1:28.667	2:49.209
69	1:40.154	2:58.623

LAP 4 @ 12:13:13.368		
NO	BEHIND	LAP TIME

199		2:24.553
188	2.855	2:27.146
66	13.008	2:27.905
86	14.772	2:27.825
82	16.197	2:27.952
40	16.994	2:28.804
17	17.533	2:27.770
912	30.497	2:33.290
83	33.699	2:31.238
56	41.104	2:34.143
21	43.179	2:37.376
33	51.978	2:34.734
44	54.720	2:37.830
60	55.240	2:36.253
149	58.574	2:36.869
12	1:02.990	2:38.644
89	1:11.302	2:40.853
448	1:17.375	2:41.922
23	1:19.719	2:42.964
47	1:44.902	2:52.418
88	1:52.833	2:48.719
69	2:13.687	2:58.086

LAP 5 @ 12:15:39.854		
NO	BEHIND	LAP TIME

199		2:26.486
188	2.678	2:26.309
66	11.899	2:25.377
17	22.050	2:31.003
912	39.839	2:35.828
83	42.767	2:35.554
56	54.548	2:39.930
21	56.208	2:39.515
33	1:01.931	2:36.439
60	1:05.796	2:37.042
44	1:06.063	2:37.829
149	1:09.909	2:37.821
12	1:19.631	2:43.127
89	1:29.596	2:44.780
448	1:42.471	2:51.582
23	1:45.777	2:52.544
47	2:13.471	2:55.055
88	2:14.513	2:48.166

Weather / Track : Rain / Wet

Results can be found at www.tsl-timing.com

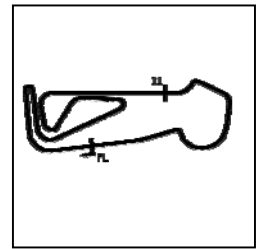
Snetterton 300
Circuit Length = 2.9689 miles
Start: 12:03 Flag 12:15 End: 12:18

Printed - 12:20 Saturday, 08 June 2019

BMCRC - MRO Championships 2019 - Rnd 5 @ Snetterton

Team Respro MRO 600 inc MSS Performance MRO Clubman 600

RACE 2 - SECTOR ANALYSIS



SECTOR 1 = FL to I1, SECTOR 2 = I1 to FL, DIFF = Difference To Personal Best Lap, P = Crossed Finish Line in Pit Lane, D = Time Disallowed

P1 199		Lloyd COLLINS		Honda - Warren Drives		
IDEAL LAP TIME : 2:23.986		BEST LAP TIME : 2:24.553		DIFFERENCE : 0.567		
LAP	SECTOR 1	SECTOR 2	LAP TIME	MPH	DIFF	TIME OF DAY
1 -		49.752	2:34.362	69.24	9.809	12:05:55.968
2 -	1:38.124	49.648	2:27.772	72.32	3.219	12:08:23.740
3 -	1:36.826	48.249	2:25.075 (2)	73.67	0.522	12:10:48.815
4 -	1:35.737	48.816	2:24.553 (1)	73.93		12:13:13.368
5 -	1:37.064	49.422	2:26.486 (3)	72.96	1.933	12:15:39.854

P2 188 C		Dawid KRAWIECKI		Yamaha - Code Blue LTD & D A East Electrical		
IDEAL LAP TIME : 2:25.874		BEST LAP TIME : 2:26.309		DIFFERENCE : 0.435		
LAP	SECTOR 1	SECTOR 2	LAP TIME	MPH	DIFF	TIME OF DAY
1 -		49.521	2:31.257	70.66	4.948	12:05:52.863
2 -	1:38.299	50.626	2:28.925	71.76	2.616	12:08:21.788
3 -	1:37.359	49.930	2:27.289 (3)	72.56	0.980	12:10:49.077
4 -	1:37.673	49.473	2:27.146 (2)	72.63	0.837	12:13:16.223
5 -	1:36.401	49.908	2:26.309 (1)	73.05		12:15:42.532

P3 66		Cameron FRASER		Yamaha -		
IDEAL LAP TIME : 2:25.377		BEST LAP TIME : 2:25.377		DIFFERENCE : 0.000		
LAP	SECTOR 1	SECTOR 2	LAP TIME	MPH	DIFF	TIME OF DAY
1 -		50.795	2:37.716	67.76	12.339	12:05:59.322
2 -	1:39.551	50.207	2:29.758	71.36	4.381	12:08:29.080
3 -	1:39.699	49.692	2:29.391 (3)	71.54	4.014	12:10:58.471
4 -	1:38.448	49.457	2:27.905 (2)	72.26	2.528	12:13:26.376
5 -	1:36.874	48.503	2:25.377 (1)	73.51		12:15:51.753

P4 17		Andrew GILL		Kawasaki -		
IDEAL LAP TIME : 2:27.770		BEST LAP TIME : 2:27.770		DIFFERENCE : 0.000		
LAP	SECTOR 1	SECTOR 2	LAP TIME	MPH	DIFF	TIME OF DAY
1 -		52.312	2:42.033	65.96	14.263	12:06:03.639
2 -	1:38.959	50.545	2:29.504 (2)	71.49	1.734	12:08:33.143
3 -	1:38.430	51.558	2:29.988 (3)	71.25	2.218	12:11:03.131
4 -	1:37.781	49.989	2:27.770 (1)	72.32		12:13:30.901
5 -	1:40.478	50.525	2:31.003	70.78	3.233	12:16:01.904

P5 912 C		Michael WHITE		Yamaha - Race Lab Suspension		
IDEAL LAP TIME : 2:32.424		BEST LAP TIME : 2:33.070		DIFFERENCE : 0.646		
LAP	SECTOR 1	SECTOR 2	LAP TIME	MPH	DIFF	TIME OF DAY
1 -		53.214	2:42.323	65.84	9.253	12:06:03.929
2 -	1:41.345	51.725	2:33.070 (1)	69.82		12:08:36.999
3 -	1:41.553	52.023	2:33.576 (3)	69.59	0.506	12:11:10.575
4 -	1:40.699	52.591	2:33.290 (2)	69.72	0.220	12:13:43.865
5 -	1:42.356	53.472	2:35.828	68.58	2.758	12:16:19.693

P6 83		Talan SKEELS-PIGGINS		Yamaha - Talan Racing		
IDEAL LAP TIME : 2:31.043		BEST LAP TIME : 2:31.238		DIFFERENCE : 0.195		
LAP	SECTOR 1	SECTOR 2	LAP TIME	MPH	DIFF	TIME OF DAY
1 -		54.495	2:49.882	62.91	18.644	12:06:11.488
2 -	1:41.298	51.264	2:32.562 (3)	70.05	1.324	12:08:44.050
3 -	1:39.787	51.992	2:31.779 (2)	70.41	0.541	12:11:15.829
4 -	1:39.982	51.256	2:31.238 (1)	70.67		12:13:47.067
5 -	1:42.105	53.449	2:35.554	68.70	4.316	12:16:22.621

P7 56		Michael MILLS		Yamaha - A51 Racing		
IDEAL LAP TIME : 2:32.157		BEST LAP TIME : 2:32.157		DIFFERENCE : 0.000		
LAP	SECTOR 1	SECTOR 2	LAP TIME	MPH	DIFF	TIME OF DAY
1 -						

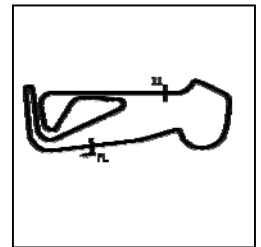
Weather / Track : Rain / Wet

Snetterton 300
Circuit Length = 2.9689 miles
Start: 12:03 Flag 12:15 End: 12:18

BMCRC - MRO Championships 2019 - Rnd 5 @ Snetterton

Team Respro MRO 600 inc MSS Performance MRO Clubman 600

RACE 2 - SECTOR ANALYSIS



SECTOR 1 = FL to I1, SECTOR 2 = I1 to FL, DIFF = Difference To Personal Best Lap, P = Crossed Finish Line in Pit Lane, D = Time Disallowed

1 -		55.682	2:51.398	62.35	19.241	12:06:13.004
2 -	1:43.201	51.967	2:35.168 (3)	68.88	3.011	12:08:48.172
3 -	1:40.830	51.327	2:32.157 (1)	70.24		12:11:20.329
4 -	1:42.144	51.999	2:34.143 (2)	69.33	1.986	12:13:54.472
5 -	1:45.977	53.953	2:39.930	66.82	7.773	12:16:34.402

P8	21 C	Nick WHITCHER	Yamaha -			
IDEAL LAP TIME : 2:35.430		BEST LAP TIME : 2:35.693	DIFFERENCE : 0.263			
LAP	SECTOR 1	SECTOR 2	LAP TIME	MPH	DIFF	TIME OF DAY
1 -		52.410	2:44.703	64.89	9.010	12:06:06.309
2 -	1:45.030	52.139	2:37.169 (2)	68.00	1.476	12:08:43.478
3 -	1:43.291	52.402	2:35.693 (1)	68.64		12:11:19.171
4 -	1:44.402	52.974	2:37.376 (3)	67.91	1.683	12:13:56.547
5 -	1:45.493	54.022	2:39.515	67.00	3.822	12:16:36.062

P9	33 C	Phillip MCMANAMON	Honda -			
IDEAL LAP TIME : 2:34.533		BEST LAP TIME : 2:34.734	DIFFERENCE : 0.201			
LAP	SECTOR 1	SECTOR 2	LAP TIME	MPH	DIFF	TIME OF DAY
1 -		56.234	2:55.336	60.95	20.602	12:06:16.942
2 -	1:45.638	52.743	2:38.381	67.48	3.647	12:08:55.323
3 -	1:42.169	53.120	2:35.289 (2)	68.82	0.555	12:11:30.612
4 -	1:41.790	52.944	2:34.734 (1)	69.07		12:14:05.346
5 -	1:43.426	53.013	2:36.439 (3)	68.32	1.705	12:16:41.785

P10	60 C	Jack YOUNGE	Yamaha - Chase Timber / iceni motorcycles			
IDEAL LAP TIME : 2:36.253		BEST LAP TIME : 2:36.253	DIFFERENCE : 0.000			
LAP	SECTOR 1	SECTOR 2	LAP TIME	MPH	DIFF	TIME OF DAY
1 -		56.046	2:51.686	62.25	15.433	12:06:13.292
2 -	1:46.662	53.806	2:40.468	66.60	4.215	12:08:53.760
3 -	1:45.519	53.076	2:38.595 (3)	67.39	2.342	12:11:32.355
4 -	1:43.506	52.747	2:36.253 (1)	68.40		12:14:08.608
5 -	1:44.157	52.885	2:37.042 (2)	68.05	0.789	12:16:45.650

P11	44	Hayden PLATTON	Kawasaki - NR Racing			
IDEAL LAP TIME : 2:37.232		BEST LAP TIME : 2:37.829	DIFFERENCE : 0.597			
LAP	SECTOR 1	SECTOR 2	LAP TIME	MPH	DIFF	TIME OF DAY
1 -		56.870	2:51.658	62.26	13.829	12:06:13.264
2 -	1:45.820	52.802	2:38.622	67.38	0.793	12:08:51.886
3 -	1:45.017	53.355	2:38.372 (3)	67.48	0.543	12:11:30.258
4 -	1:45.222	52.608	2:37.830 (2)	67.71	0.001	12:14:08.088
5 -	1:45.614	52.215	2:37.829 (1)	67.71		12:16:45.917

P12	149 C	Callum HAMMETT	Yamaha -			
IDEAL LAP TIME : 2:36.251		BEST LAP TIME : 2:36.869	DIFFERENCE : 0.618			
LAP	SECTOR 1	SECTOR 2	LAP TIME	MPH	DIFF	TIME OF DAY
1 -		55.101	2:52.724	61.87	15.855	12:06:14.330
2 -	1:48.049	54.291	2:42.340	65.83	5.471	12:08:56.670
3 -	1:44.769	53.634	2:38.403 (3)	67.47	1.534	12:11:35.073
4 -	1:43.119	53.750	2:36.869 (1)	68.13		12:14:11.942
5 -	1:44.689	53.132	2:37.821 (2)	67.72	0.952	12:16:49.763

P13	12 C	Cedric BLOCH	Kawazaki - Brigit's Group & SDC Performance			
IDEAL LAP TIME : 2:38.644		BEST LAP TIME : 2:38.644	DIFFERENCE : 0.000			
LAP	SECTOR 1	SECTOR 2	LAP TIME	MPH	DIFF	TIME OF DAY
1 -		55.096	2:49.620	63.01	10.976	12:06:11.226
2 -	1:48.263	54.331	2:42.594 (2)	65.73	3.950	12:08:53.820
3 -	1:49.084	54.810	2:43.894	65.21	5.250	12:11:37.714
4 -	1:44.889	53.755	2:38.644 (1)	67.37		12:14:16.358

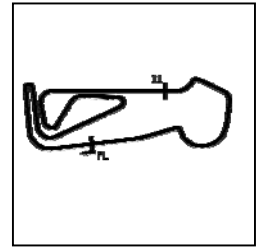
Weather / Track : Rain / Wet

Snetterton 300
Circuit Length = 2.9689 miles
Start: 12:03 Flag 12:15 End: 12:18

BMCRC - MRO Championships 2019 - Rnd 5 @ Snetterton

Team Respro MRO 600 inc MSS Performance MRO Clubman 600

RACE 2 - SECTOR ANALYSIS



SECTOR 1 = FL to I1, SECTOR 2 = I1 to FL, DIFF = Difference To Personal Best Lap, P = Crossed Finish Line in Pit Lane, D = Time Disallowed

5 - 1:49.075 54.052 2:43.127 (3) 65.52 4.483 12:16:59.485

P14 89 C		Chris PARISH		Yamaha - Harris Motorcycles			
IDEAL LAP TIME : 2:40.853		BEST LAP TIME : 2:40.853		DIFFERENCE : 0.000			
LAP	SECTOR 1	SECTOR 2	LAP TIME	MPH	DIFF	TIME OF DAY	
1 -		56.842	2:51.535	62.30	10.682	12:06:13.141	
2 -	1:51.416	55.351	2:46.767	64.08	5.914	12:08:59.908	
3 -	1:48.996	54.913	2:43.909 (2)	65.20	3.056	12:11:43.817	
4 -	1:46.043	54.810	2:40.853 (1)	66.44		12:14:24.670	
5 -	1:49.191	55.589	2:44.780 (3)	64.86	3.927	12:17:09.450	

P15 448		Ewan POTTER		Yamaha - AH Performance			
IDEAL LAP TIME : 2:41.922		BEST LAP TIME : 2:41.922		DIFFERENCE : 0.000			
LAP	SECTOR 1	SECTOR 2	LAP TIME	MPH	DIFF	TIME OF DAY	
1 -		55.301	2:56.434	60.57	14.512	12:06:18.040	
2 -	1:49.239	55.970	2:45.209 (2)	64.69	3.287	12:09:03.249	
3 -	1:49.951	55.621	2:45.572 (3)	64.55	3.650	12:11:48.821	
4 -	1:47.024	54.898	2:41.922 (1)	66.00		12:14:30.743	
5 -	1:53.468	58.114	2:51.582	62.29	9.660	12:17:22.325	

P16 23		Austin WREN		Triumph - DWAI Racing			
IDEAL LAP TIME : 2:42.964		BEST LAP TIME : 2:42.964		DIFFERENCE : 0.000			
LAP	SECTOR 1	SECTOR 2	LAP TIME	MPH	DIFF	TIME OF DAY	
1 -		57.146	2:55.760	60.81	12.796	12:06:17.366	
2 -	1:50.901	56.579	2:47.480 (3)	63.81	4.516	12:09:04.846	
3 -	1:49.770	55.507	2:45.277 (2)	64.66	2.313	12:11:50.123	
4 -	1:48.212	54.752	2:42.964 (1)	65.58		12:14:33.087	
5 -	1:55.455	57.089	2:52.544	61.94	9.580	12:17:25.631	

P17 47 C		James PEAKE		Yamaha - Sanda, Arienne and Lewis			
IDEAL LAP TIME : 2:49.773		BEST LAP TIME : 2:50.564		DIFFERENCE : 0.791			
LAP	SECTOR 1	SECTOR 2	LAP TIME	MPH	DIFF	TIME OF DAY	
1 -		56.305	3:01.153	59.00	10.589	12:06:22.759	
2 -	1:54.071	58.458	2:52.529 (3)	61.94	1.965	12:09:15.288	
3 -	1:53.468	57.096	2:50.564 (1)	62.66		12:12:05.852	
4 -	1:53.530	58.888	2:52.418 (2)	61.98	1.854	12:14:58.270	
5 -	1:56.520	58.535	2:55.055	61.05	4.491	12:17:53.325	

P18 88 C		Michael STANLEY		Triumph -			
IDEAL LAP TIME : 2:47.466		BEST LAP TIME : 2:48.166		DIFFERENCE : 0.700			
LAP	SECTOR 1	SECTOR 2	LAP TIME	MPH	DIFF	TIME OF DAY	
1 -		1:00.001	3:09.730	56.33	21.564	12:06:31.336	
2 -	1:58.354	58.583	2:56.937	60.40	8.771	12:09:28.273	
3 -	1:52.869	56.340	2:49.209 (3)	63.16	1.043	12:12:17.482	
4 -	1:52.406	56.313	2:48.719 (2)	63.34	0.553	12:15:06.201	
5 -	1:53.106	55.060	2:48.166 (1)	63.55		12:17:54.367	

P19 86		Jamie KELMAN		Triumph - Phased Out Racing			
IDEAL LAP TIME : 2:27.825		BEST LAP TIME : 2:27.825		DIFFERENCE : 0.000			
LAP	SECTOR 1	SECTOR 2	LAP TIME	MPH	DIFF	TIME OF DAY	
1 -		50.504	2:37.340	67.92	9.515	12:05:58.946	
2 -	1:38.913	51.036	2:29.949 (2)	71.27	2.124	12:08:28.895	
3 -	1:40.131	51.289	2:31.420 (3)	70.58	3.595	12:11:00.315	
4 -	1:38.278	49.547	2:27.825 (1)	72.30		12:13:28.140	

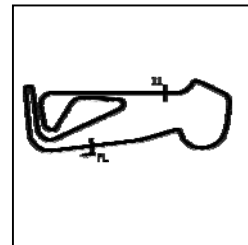
Weather / Track : Rain / Wet

Snetterton 300
Circuit Length = 2.9689 miles
Start: 12:03 Flag 12:15 End: 12:18

BMCRC - MRO Championships 2019 - Rnd 5 @ Snetterton

Team Respro MRO 600 inc MSS Performance MRO Clubman 600

RACE 2 - SECTOR ANALYSIS



SECTOR 1 = FL to I1, SECTOR 2 = I1 to FL, DIFF = Difference To Personal Best Lap, P = Crossed Finish Line in Pit Lane, D = Time Disallowed

P20 82		Andrew SMITH		Kawasaki - MSS Performance / Addition Steel		
IDEAL LAP TIME : 2:27.952		BEST LAP TIME : 2:27.952		DIFFERENCE : 0.000		
LAP	SECTOR 1	SECTOR 2	LAP TIME	MPH	DIFF	TIME OF DAY
1 -		51.270	2:38.510	67.42	10.558	12:06:00.116
2 -	1:40.255	50.541	2:30.796 (3)	70.87	2.844	12:08:30.912
3 -	1:39.274	51.427	2:30.701 (2)	70.92	2.749	12:11:01.613
4 -	1:37.760	50.192	2:27.952 (1)	72.24		12:13:29.565

P21 40		David SHELVEY		Suzuki - ymark.com		
IDEAL LAP TIME : 2:28.290		BEST LAP TIME : 2:28.804		DIFFERENCE : 0.514		
LAP	SECTOR 1	SECTOR 2	LAP TIME	MPH	DIFF	TIME OF DAY
1 -		51.166	2:39.427	67.04	10.623	12:06:01.033
2 -	1:40.978	49.613	2:30.591 (3)	70.97	1.787	12:08:31.624
3 -	1:39.129	50.805	2:29.934 (2)	71.28	1.130	12:11:01.558
4 -	1:38.677	50.127	2:28.804 (1)	71.82		12:13:30.362

P22 69		Robert WINDEATT		Yamaha - L&W Contractors		
IDEAL LAP TIME : 2:56.401		BEST LAP TIME : 2:58.086		DIFFERENCE : 1.685		
LAP	SECTOR 1	SECTOR 2	LAP TIME	MPH	DIFF	TIME OF DAY
1 -		59.007	3:04.778	57.84	6.692	12:06:26.384
2 -	2:01.980	1:01.982	3:03.962 (3)	58.09	5.876	12:09:30.346
3 -	1:59.405	59.218	2:58.623 (2)	59.83	0.537	12:12:28.969
4 -	1:57.394	1:00.692	2:58.086 (1)	60.01		12:15:27.055

P23 114		Louis VALLELEY		Yamaha - R&R Racing		
IDEAL LAP TIME : 2:23.149		BEST LAP TIME : 2:23.717		DIFFERENCE : 0.568		
LAP	SECTOR 1	SECTOR 2	LAP TIME	MPH	DIFF	TIME OF DAY
1 -		1:00.582	2:41.476	66.18	17.759	12:06:03.082
2 -	1:37.149	48.870	2:26.019 (2)	73.19	2.302	12:08:29.101
3 -	1:35.147	48.570	2:23.717 (1)	74.36		12:10:52.818

P24 715		Kayla BARRINGTON		Yamaha - Slipscreens TKB racing		
IDEAL LAP TIME : 2:52.823		BEST LAP TIME : 2:52.823		DIFFERENCE : 0.000		
LAP	SECTOR 1	SECTOR 2	LAP TIME	MPH	DIFF	TIME OF DAY
1 -		58.065	3:02.604	58.53	9.781	12:06:24.210
2 -	1:54.862	57.961	2:52.823 (1)	61.84		12:09:17.033

BMCRC - MRO Championships 2019 - Rnd 5 @ Snetterton

Team Respro MRO 600 inc MSS Performance MRO Clubman 600

RACE 2 - BEST SECTORS

SECTOR 1			SECTOR 2			IDEAL / BEST COMPARISON						
POS	NO	NAME	TIME	NO	NAME	TIME	POS	NO	NAME	IDEAL	BEST	DIFF
									PERFECT LAP	2:22.828		
1	114	VALLELEY	1:34.579	199	COLLINS	48.249	1	114	VALLELEY	2:23.149	2:23.717	0.568
2	199	COLLINS	1:35.737	66	FRASER	48.503	2	199	COLLINS	2:23.986	2:24.553	0.567
3	188	KRAWIECKI	1:36.401	114	VALLELEY	48.570	3	66	FRASER	2:25.377	2:25.377	0.000
4	66	FRASER	1:36.874	188	KRAWIECKI	49.473	4	188	KRAWIECKI	2:25.874	2:26.309	0.435
5	82	SMITH	1:37.760	86	KELMAN	49.547	5	17	GILL	2:27.770	2:27.770	0.000
6	17	GILL	1:37.781	40	SHELVEY	49.613	6	86	KELMAN	2:27.825	2:27.825	0.000
7	86	KELMAN	1:38.278	17	GILL	49.989	7	82	SMITH	2:27.952	2:27.952	0.000
8	40	SHELVEY	1:38.677	82	SMITH	50.192	8	40	SHELVEY	2:28.290	2:28.804	0.514
9	83	SKEELS-PIGGINS	1:39.787	83	SKEELS-PIGGINS	51.256	9	83	SKEELS-PIGGINS	2:31.043	2:31.238	0.195
10	912	WHITE	1:40.699	56	MILLS	51.327	10	56	MILLS	2:32.157	2:32.157	0.000
11	56	MILLS	1:40.830	912	WHITE	51.725	11	912	WHITE	2:32.424	2:33.070	0.646
12	33	MCMANAMON	1:41.790	21	WHITCHER	52.139	12	33	MCMANAMON	2:34.533	2:34.734	0.201
13	149	HAMMETT	1:43.119	44	PLATTON	52.215	13	21	WHITCHER	2:35.430	2:35.693	0.263
14	21	WHITCHER	1:43.291	33	MCMANAMON	52.743	14	149	HAMMETT	2:36.251	2:36.869	0.618
15	60	YOUNGE	1:43.506	60	YOUNGE	52.747	15	60	YOUNGE	2:36.253	2:36.253	0.000
16	12	BLOCH	1:44.889	149	HAMMETT	53.132	16	44	PLATTON	2:37.232	2:37.829	0.597
17	44	PLATTON	1:45.017	12	BLOCH	53.755	17	12	BLOCH	2:38.644	2:38.644	0.000
18	89	PARISH	1:46.043	23	WREN	54.752	18	89	PARISH	2:40.853	2:40.853	0.000
19	448	POTTER	1:47.024	89	PARISH	54.810	19	448	POTTER	2:41.922	2:41.922	0.000
20	23	WREN	1:48.212	448	POTTER	54.898	20	23	WREN	2:42.964	2:42.964	0.000
21	88	STANLEY	1:52.406	88	STANLEY	55.060	21	88	STANLEY	2:47.466	2:48.166	0.701
22	47	PEAKE	1:53.468	47	PEAKE	56.305	22	47	PEAKE	2:49.773	2:50.564	0.791
23	715	BARRINGTON	1:54.862	715	BARRINGTON	57.961	23	715	BARRINGTON	2:52.823	2:52.823	0.000
24	69	WINDEATT	1:57.394	69	WINDEATT	59.007	24	69	WINDEATT	2:56.401	2:58.086	1.685
25												
26												
27												
28												

Weather / Track : Rain / Wet

Results can be found at www.tsl-timing.com

Snetterton 300

Circuit Length = 2.9689 miles

Start: 12:03 Flag 12:15 End: 12:18

Printed - 12:20 Saturday, 08 June 2019

BMCRC - MRO Championships 2019 - Rnd 5 @ Snetterton

Team Respro MRO 600 inc MSS Performance MRO Clubman 600



RACE 11 - GRID (5 Laps)

ROW 12	1	1	34	120 James BUCHANAN		
ROW 11	33	97 Julien LIGUORI	32	77 Ben CATT	31	29 Charlie STONE
ROW 10	30	99 Michael SIMMONS	29	111 Ryan FOLKES	28	971 Jake PACKHAM
ROW 9	27	57 Theo RUTTER	26	81 Liam DUFFETT	25	87 Matt LAST
ROW 8	24	2:58.086 69 Robert WINDEATT	23	2:52.823 715 Kayla BARRINGTON	22	2:50.564 47 James PEAKE
ROW 7	21	2:48.166 88 Michael STANLEY	20	2:42.964 23 Austin WREN	19	2:41.922 448 Ewan POTTER
ROW 6	18	2:40.853 89 Chris PARISH	17	2:38.644 12 Cedric BLOCH	16	2:37.829 44 Hayden PLATTON
ROW 5	15	2:36.869 149 Callum HAMMETT	14	2:36.253 60 Jack YOUNGE	13	2:35.693 21 Nick WHITCHER
ROW 4	12	2:34.734 33 Phillip MCMANAMON	11	2:33.070 912 Michael WHITE	10	2:32.157 56 Michael MILLS
ROW 3	9	2:31.238 83 Talan SKEELS-PIGGINS	8	2:28.804 40 David SHELVEY	7	2:27.952 82 Andrew SMITH
ROW 2	6	2:27.825 86 Jamie KELMAN	5	2:27.770 17 Andrew GILL	4	2:26.309 188 Dawid KRAWIECKI
ROW 1	3	2:25.377 66 Cameron FRASER	2	2:24.553 199 Lloyd COLLINS	1	2:23.717 114 Louis VALLELEY
						Pole

Snetterton 300
Circuit Length = 2.9689 miles

These results are provisional until the conclusion of any judicial and technical matters.

Clerk Of Course :	Timekeeper :
-------------------	--------------

Results can be found at www.tsl-timing.com

Printed - 12:22 Saturday, 08 June 2019



BMCRC - MRO Championships 2019 - Rnd 5 @ Snetterton

Team Respro MRO 600 inc MSS Performance MRO Clubman 600



RACE 11 - CLASSIFICATION

POS	NO	CL	PIC NAME	ENTRY	LAPS	TIME	GAP	DIFF	MPH	BEST	ON
1	66		1 Cameron FRASER	Yamaha -	5	11:06.733			80.15	2:10.844	5
2	114		2 Louis VALLELEY	Yamaha - R&R Racing	5	11:06.905	0.172	0.172	80.13	2:10.645	5
3	56		3 Michael MILLS	Yamaha - A51 Racing	5	11:20.305	13.572	13.400	78.55	2:13.513	3
4	82		4 Andrew SMITH	Kawasaki - MSS Performance / Addition Steel	5	11:20.622	13.889	0.317	78.51	2:13.060	5
5	199		5 Lloyd COLLINS	Honda - Warren Drives	5	11:24.616	17.883	3.994	78.05	2:14.622	4
6	17		6 Andrew GILL	Kawasaki -	5	11:25.819	19.086	1.203	77.92	2:14.239	4
7	448		7 Ewan POTTER	Yamaha - AH Performance	5	11:28.067	21.334	2.248	77.66	2:12.754	5
8	40		8 David SHELVEY	Suzuki - ymark.com	5	11:28.195	21.462	0.128	77.65	2:12.717	5
9	188	C	1 Dawid KRAWIECKI	Yamaha - Code Blue LTD & D A East Electrical	5	11:34.135	27.402	5.940	76.98	2:16.087	5
10	89	C	2 Chris PARISH	Yamaha - Harris Motorcycles	5	11:38.961	32.228	4.826	76.45	2:16.052	5
11	12	C	3 Cedric BLOCH	Kawazaki - Brigit's Group & SDC Performance	5	11:39.068	32.335	0.107	76.44	2:14.038	5
12	971		9 Jake PACKHAM	Yamaha - Gasoline alley	5	11:44.887	38.154	5.819	75.81	2:15.312	5
13	149	C	4 Callum HAMMETT	Yamaha -	5	11:51.451	44.718	6.564	75.11	2:19.724	5
14	21	C	5 Nick WHITCHER	Yamaha -	5	11:57.123	50.390	5.672	74.52	2:18.416	3
15	912	C	6 Michael WHITE	Yamaha - Race Lab Suspension	5	11:58.288	51.555	1.165	74.39	2:18.710	2
16	83		10 Talan SKEELS-PIGGINS	Yamaha - Talan Racing	5	12:04.130	57.397	5.842	73.79	2:21.188	4
17	60	C	7 Jack YOUNGE	Yamaha - Chase Timber / iceni motorcycles	5	12:06.017	59.284	1.887	73.60	2:20.775	5
18	715		11 Kayla BARRINGTON	Yamaha - Slipscreens TKB racing	5	12:14.999	1:08.266	8.982	72.70	2:21.764	4
19	81	C	8 Liam DUFFETT	Triumph -	5	12:21.254	1:14.521	6.255	72.09	2:22.994	4
20	33	C	9 Phillip MCMANAMON	Honda -	5	12:30.206	1:23.473	8.952	71.23	2:25.839	4
21	47	C	10 James PEAKE	Yamaha - Sanda, Arienne and Lewis	5	12:30.965	1:24.232	0.759	71.16	2:26.912	4

NOT CLASSIFIED

DNF	69		Robert WINDEATT	Yamaha - L&W Contractors	3	7:41.810	2 Laps	2 Laps	69.43	2:29.771	2
DNF	86		Jamie KELMAN	Triumph - Phased Out Racing	0						
DNF	57	C	Theo RUTTER	Yamaha - Sublime Designs Racing/RRC	0						

FASTEST LAP

114			Louis VALLELEY	Yamaha - R&R Racing	5	2:10.645		81.81 mph		131.66 kph	
12	C		Cedric BLOCH	Kawazaki - Brigit's Group & SDC Performance	5	2:14.038		79.73 mph		128.32 kph	

Class - 92.5% of Race Speed = 74.13 mph
Class C - 92.5% of Race Speed = 71.20 mph

Snetterton 300
 Circuit Length = 2.9689 miles
 Start: 16:02 Flag 16:13 End: 16:15

Weather / Track : Cloudy / Damp

These results are provisional until the conclusion of any judicial and technical matters.

Clerk Of Course :	Timekeeper :
-------------------	--------------

Results can be found at www.tsl-timing.com

Printed - 16:15 Saturday, 08 June 2019



BMCRC - MRO Championships 2019 - Rnd 5 @ Snetterton

Team Respro MRO 600 inc MSS Performance MRO Clubman 600

RACE 11 - LAP CHART

LAP 1 @ 16:04:55.593

NO	BEHIND	LAP TIME
66		2:18.275
114	0.018	2:18.293
199	2.225	2:20.500
912	3.286	2:21.561
56	3.526	2:21.801
82	3.894	2:22.169
188	4.695	2:22.970
17	5.818	2:24.093
448	6.028	2:24.303
40	6.123	2:24.398
89	9.158	2:27.433
21	9.616	2:27.891
149	9.954	2:28.229
12	10.344	2:28.619
971	14.239	2:32.514
83	15.083	2:33.358
47	18.959	2:37.234
715	19.389	2:37.664
60	20.223	2:38.498
33	20.444	2:38.719
81	20.784	2:39.059
69	21.326	2:39.601

LAP 2 @ 16:07:08.713

NO	BEHIND	LAP TIME
114		2:13.102
66	0.191	2:13.311
56	5.562	2:15.156
199	6.092	2:16.987
82	6.585	2:15.811
912	8.876	2:18.710
188	9.421	2:17.846
40	9.730	2:16.727
17	10.529	2:17.831
448	10.714	2:17.806
89	16.396	2:20.358
12	16.405	2:19.181
21	16.860	2:20.364
149	18.775	2:21.941
971	22.249	2:21.130
83	23.437	2:21.474
60	31.787	2:24.684
715	34.629	2:28.360
47	36.255	2:30.416
33	37.239	2:29.915
81	37.318	2:29.654
69	37.977	2:29.771

LAP 3 @ 16:09:21.264

NO	BEHIND	LAP TIME
114		2:12.551
66	0.107	2:12.467
56	6.524	2:13.513
199	9.620	2:16.079
82	9.684	2:15.650
17	13.082	2:15.104
188	16.482	2:19.612
40	16.845	2:19.666
448	16.863	2:18.700
912	19.664	2:23.339
89	20.958	2:17.113

21	22.725	2:18.416
12	22.999	2:19.145
149	26.633	2:20.409
971	27.578	2:17.880
83	36.106	2:25.220
60	40.467	2:21.231
715	47.524	2:25.446
81	51.176	2:26.409
47	51.991	2:28.287
33	54.223	2:29.535
69	57.864	2:32.438

LAP 4 @ 16:11:33.207

NO	BEHIND	LAP TIME
66		2:11.836
114	0.371	2:12.314
56	10.019	2:15.438
82	11.673	2:13.932
199	12.299	2:14.622
17	15.378	2:14.239
448	19.424	2:14.504
40	19.589	2:14.687
188	22.159	2:17.620
89	27.020	2:18.005
12	29.141	2:18.085
971	33.686	2:18.051
912	35.707	2:27.986
149	35.838	2:21.148
21	36.150	2:25.368
83	45.351	2:21.188
60	49.353	2:20.829
715	57.345	2:21.764
81	1:02.227	2:22.994
47	1:06.960	2:26.912
33	1:08.119	2:25.839

LAP 5 @ 16:13:44.051

NO	BEHIND	LAP TIME
66		2:10.844
114	0.172	2:10.645
56	13.572	2:14.397
82	13.889	2:13.060
199	17.883	2:16.428
17	19.086	2:14.552
448	21.334	2:12.754
40	21.462	2:12.717
188	27.402	2:16.087
89	32.228	2:16.052
12	32.335	2:14.038
971	38.154	2:15.312
149	44.718	2:19.724
21	50.390	2:25.084
912	51.555	2:26.692
83	57.397	2:22.890
60	59.284	2:20.775
715	1:08.266	2:21.765
81	1:14.521	2:23.138
33	1:23.473	2:26.198
47	1:24.232	2:28.116

Weather / Track : Cloudy / Damp

Results can be found at www.tsl-timing.com

Snetterton 300

Circuit Length = 2.9689 miles

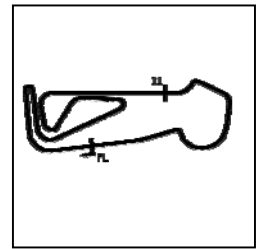
Start: 16:02 Flag 16:13 End: 16:15

Printed - 16:18 Saturday, 08 June 2019

BMCRC - MRO Championships 2019 - Rnd 5 @ Snetterton

Team Respro MRO 600 inc MSS Performance MRO Clubman 600

RACE 11 - SECTOR ANALYSIS



SECTOR 1 = FL to I1, SECTOR 2 = I1 to FL, DIFF = Difference To Personal Best Lap, P = Crossed Finish Line in Pit Lane, D = Time Disallowed

P1 66		Cameron FRASER		Yamaha -		
IDEAL LAP TIME : 2:10.844		BEST LAP TIME : 2:10.844		DIFFERENCE : 0.000		
LAP	SECTOR 1	SECTOR 2	LAP TIME	MPH	DIFF	TIME OF DAY
1 -		44.880	2:18.275	77.29	7.431	16:04:55.593
2 -	1:28.258	45.053	2:13.311	80.17	2.467	16:07:08.904
3 -	1:27.711	44.756	2:12.467 (3)	80.68	1.623	16:09:21.371
4 -	1:27.060	44.776	2:11.836 (2)	81.07	0.992	16:11:33.207
5 -	1:26.423	44.421	2:10.844 (1)	81.68		16:13:44.051

P2 114		Louis VALLELEY		Yamaha - R&R Racing		
IDEAL LAP TIME : 2:10.645		BEST LAP TIME : 2:10.645		DIFFERENCE : 0.000		
LAP	SECTOR 1	SECTOR 2	LAP TIME	MPH	DIFF	TIME OF DAY
1 -		45.437	2:18.293	77.28	7.648	16:04:55.611
2 -	1:27.969	45.133	2:13.102	80.29	2.457	16:07:08.713
3 -	1:27.742	44.809	2:12.551 (3)	80.63	1.906	16:09:21.264
4 -	1:27.800	44.514	2:12.314 (2)	80.77	1.669	16:11:33.578
5 -	1:26.533	44.112	2:10.645 (1)	81.81		16:13:44.223

P3 56		Michael MILLS		Yamaha - A51 Racing		
IDEAL LAP TIME : 2:13.513		BEST LAP TIME : 2:13.513		DIFFERENCE : 0.000		
LAP	SECTOR 1	SECTOR 2	LAP TIME	MPH	DIFF	TIME OF DAY
1 -		46.576	2:21.801	75.37	8.288	16:04:59.119
2 -	1:29.202	45.954	2:15.156 (3)	79.07	1.643	16:07:14.275
3 -	1:28.311	45.202	2:13.513 (1)	80.05		16:09:27.788
4 -	1:29.512	45.926	2:15.438	78.91	1.925	16:11:43.226
5 -	1:28.818	45.579	2:14.397 (2)	79.52	0.884	16:13:57.623

P4 82		Andrew SMITH		Kawasaki - MSS Performance / Addition Steel		
IDEAL LAP TIME : 2:12.796		BEST LAP TIME : 2:13.060		DIFFERENCE : 0.264		
LAP	SECTOR 1	SECTOR 2	LAP TIME	MPH	DIFF	TIME OF DAY
1 -		46.317	2:22.169	75.17	9.109	16:04:59.487
2 -	1:29.442	46.369	2:15.811	78.69	2.751	16:07:15.298
3 -	1:29.342	46.308	2:15.650 (3)	78.79	2.590	16:09:30.948
4 -	1:28.522	45.410	2:13.932 (2)	79.80	0.872	16:11:44.880
5 -	1:27.386	45.674	2:13.060 (1)	80.32		16:13:57.940

P5 199		Lloyd COLLINS		Honda - Warren Drives		
IDEAL LAP TIME : 2:14.622		BEST LAP TIME : 2:14.622		DIFFERENCE : 0.000		
LAP	SECTOR 1	SECTOR 2	LAP TIME	MPH	DIFF	TIME OF DAY
1 -		45.811	2:20.500	76.07	5.878	16:04:57.818
2 -	1:31.005	45.982	2:16.987	78.02	2.365	16:07:14.805
3 -	1:30.349	45.730	2:16.079 (2)	78.54	1.457	16:09:30.884
4 -	1:29.119	45.503	2:14.622 (1)	79.39		16:11:45.506
5 -	1:30.282	46.146	2:16.428 (3)	78.34	1.806	16:14:01.934

P6 17		Andrew GILL		Kawasaki -		
IDEAL LAP TIME : 2:14.167		BEST LAP TIME : 2:14.239		DIFFERENCE : 0.072		
LAP	SECTOR 1	SECTOR 2	LAP TIME	MPH	DIFF	TIME OF DAY
1 -		47.332	2:24.093	74.17	9.854	16:05:01.411
2 -	1:29.999	47.832	2:17.831	77.54	3.592	16:07:19.242
3 -	1:29.479	45.625	2:15.104 (3)	79.11	0.865	16:09:34.346
4 -	1:28.542	45.697	2:14.239 (1)	79.61		16:11:48.585
5 -	1:28.679	45.873	2:14.552 (2)	79.43	0.313	16:14:03.137

P7 448		Ewan POTTER		Yamaha - AH Performance		
IDEAL LAP TIME : 2:12.754		BEST LAP TIME : 2:12.754		DIFFERENCE : 0.000		
LAP	SECTOR 1	SECTOR 2	LAP TIME	MPH	DIFF	TIME OF DAY
1 -						

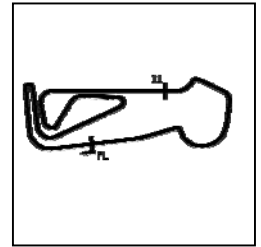
Weather / Track : Cloudy / Damp

Snetterton 300
Circuit Length = 2.9689 miles
Start: 16:02 Flag 16:13 End: 16:15

BMCRC - MRO Championships 2019 - Rnd 5 @ Snetterton

Team Respro MRO 600 inc MSS Performance MRO Clubman 600

RACE 11 - SECTOR ANALYSIS



SECTOR 1 = FL to I1, SECTOR 2 = I1 to FL, DIFF = Difference To Personal Best Lap, P = Crossed Finish Line in Pit Lane, D = Time Disallowed

1 -		46.512	2:24.303	74.06	11.549	16:05:01.621
2 -	1:29.539	48.267	2:17.806 (3)	77.55	5.052	16:07:19.427
3 -	1:31.401	47.299	2:18.700	77.05	5.946	16:09:38.127
4 -	1:28.278	46.226	2:14.504 (2)	79.46	1.750	16:11:52.631
5 -	1:27.353	45.401	2:12.754 (1)	80.51		16:14:05.385

P8 40		David SHELVEY		Suzuki - ymark.com			
IDEAL LAP TIME : 2:12.717		BEST LAP TIME : 2:12.717		DIFFERENCE : 0.000			
LAP	SECTOR 1	SECTOR 2	LAP TIME	MPH	DIFF	TIME OF DAY	
1 -		46.915	2:24.398	74.01	11.681	16:05:01.716	
2 -	1:30.031	46.696	2:16.727 (3)	78.17	4.010	16:07:18.443	
3 -	1:32.728	46.938	2:19.666	76.52	6.949	16:09:38.109	
4 -	1:29.074	45.613	2:14.687 (2)	79.35	1.970	16:11:52.796	
5 -	1:27.939	44.778	2:12.717 (1)	80.53		16:14:05.513	

P9 188 C		Dawid KRAWIECKI		Yamaha - Code Blue LTD & D A East Electrical			
IDEAL LAP TIME : 2:16.087		BEST LAP TIME : 2:16.087		DIFFERENCE : 0.000			
LAP	SECTOR 1	SECTOR 2	LAP TIME	MPH	DIFF	TIME OF DAY	
1 -		47.141	2:22.970	74.75	6.883	16:05:00.288	
2 -	1:30.805	47.041	2:17.846 (3)	77.53	1.759	16:07:18.134	
3 -	1:32.644	46.968	2:19.612	76.55	3.525	16:09:37.746	
4 -	1:31.159	46.461	2:17.620 (2)	77.66	1.533	16:11:55.366	
5 -	1:30.121	45.966	2:16.087 (1)	78.53		16:14:11.453	

P10 89 C		Chris PARISH		Yamaha - Harris Motorcycles			
IDEAL LAP TIME : 2:16.052		BEST LAP TIME : 2:16.052		DIFFERENCE : 0.000			
LAP	SECTOR 1	SECTOR 2	LAP TIME	MPH	DIFF	TIME OF DAY	
1 -		47.771	2:27.433	72.49	11.381	16:05:04.751	
2 -	1:32.696	47.662	2:20.358	76.14	4.306	16:07:25.109	
3 -	1:30.291	46.822	2:17.113 (2)	77.95	1.061	16:09:42.222	
4 -	1:30.902	47.103	2:18.005 (3)	77.44	1.953	16:12:00.227	
5 -	1:29.609	46.443	2:16.052 (1)	78.55		16:14:16.279	

P11 12 C		Cedric BLOCH		Kawazaki - Brigit's Group & SDC Performance			
IDEAL LAP TIME : 2:14.038		BEST LAP TIME : 2:14.038		DIFFERENCE : 0.000			
LAP	SECTOR 1	SECTOR 2	LAP TIME	MPH	DIFF	TIME OF DAY	
1 -		47.807	2:28.619	71.91	14.581	16:05:05.937	
2 -	1:32.036	47.145	2:19.181	76.79	5.143	16:07:25.118	
3 -	1:31.877	47.268	2:19.145 (3)	76.81	5.107	16:09:44.263	
4 -	1:32.171	45.914	2:18.085 (2)	77.40	4.047	16:12:02.348	
5 -	1:28.486	45.552	2:14.038 (1)	79.73		16:14:16.386	

P12 971		Jake PACKHAM		Yamaha - Gasoline alley			
IDEAL LAP TIME : 2:15.312		BEST LAP TIME : 2:15.312		DIFFERENCE : 0.000			
LAP	SECTOR 1	SECTOR 2	LAP TIME	MPH	DIFF	TIME OF DAY	
1 -		48.008	2:32.514	70.07	17.202	16:05:09.832	
2 -	1:33.505	47.625	2:21.130	75.73	5.818	16:07:30.962	
3 -	1:31.352	46.528	2:17.880 (2)	77.51	2.568	16:09:48.842	
4 -	1:31.406	46.645	2:18.051 (3)	77.42	2.739	16:12:06.893	
5 -	1:29.394	45.918	2:15.312 (1)	78.98		16:14:22.205	

P13 149 C		Callum HAMMETT		Yamaha -			
IDEAL LAP TIME : 2:19.648		BEST LAP TIME : 2:19.724		DIFFERENCE : 0.076			
LAP	SECTOR 1	SECTOR 2	LAP TIME	MPH	DIFF	TIME OF DAY	
1 -		48.234	2:28.229	72.10	8.505	16:05:05.547	
2 -	1:33.971	47.970	2:21.941	75.29	2.217	16:07:27.488	
3 -	1:33.000	47.409	2:20.409 (2)	76.12	0.685	16:09:47.897	
4 -	1:32.384	48.764	2:21.148 (3)	75.72	1.424	16:12:09.045	

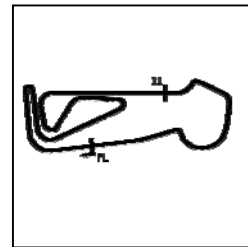
Weather / Track : Cloudy / Damp

Snetterton 300
Circuit Length = 2.9689 miles
Start: 16:02 Flag 16:13 End: 16:15

BMCRC - MRO Championships 2019 - Rnd 5 @ Snetterton

Team Respro MRO 600 inc MSS Performance MRO Clubman 600

RACE 11 - SECTOR ANALYSIS



SECTOR 1 = FL to I1, SECTOR 2 = I1 to FL, DIFF = Difference To Personal Best Lap, P = Crossed Finish Line in Pit Lane, D = Time Disallowed

5 - 1:32.460 **47.264** **2:19.724 (1)** **76.49** **16:14:28.769**

P14	21 C	Nick WHITCHER	Yamaha -			
IDEAL LAP TIME : 2:18.416		BEST LAP TIME : 2:18.416		DIFFERENCE : 0.000		

LAP	SECTOR 1	SECTOR 2	LAP TIME	MPH	DIFF	TIME OF DAY
1 -		48.358	2:27.891	72.26	9.475	16:05:05.209
2 -	1:32.773	47.591	2:20.364 (2)	76.14	1.948	16:07:25.573
3 -	1:31.163	47.253	2:18.416 (1)	77.21		16:09:43.989
4 -	1:35.187	50.181	2:25.368	73.52	6.952	16:12:09.357
5 -	1:35.736	49.348	2:25.084 (3)	73.66	6.668	16:14:34.441

P15	912 C	Michael WHITE	Yamaha - Race Lab Suspension			
IDEAL LAP TIME : 2:18.710		BEST LAP TIME : 2:18.710		DIFFERENCE : 0.000		

LAP	SECTOR 1	SECTOR 2	LAP TIME	MPH	DIFF	TIME OF DAY
1 -		47.189	2:21.561	75.50	2.851	16:04:58.879
2 -	1:31.647	47.063	2:18.710 (1)	77.05		16:07:17.589
3 -	1:33.477	49.862	2:23.339 (2)	74.56	4.629	16:09:40.928
4 -	1:37.835	50.151	2:27.986	72.22	9.276	16:12:08.914
5 -	1:36.599	50.093	2:26.692 (3)	72.86	7.982	16:14:35.606

P16	83	Talan SKEELS-PIGGINS	Yamaha - Talan Racing			
IDEAL LAP TIME : 2:21.188		BEST LAP TIME : 2:21.188		DIFFERENCE : 0.000		

LAP	SECTOR 1	SECTOR 2	LAP TIME	MPH	DIFF	TIME OF DAY
1 -		48.554	2:33.358	69.69	12.170	16:05:10.676
2 -	1:33.466	48.008	2:21.474 (2)	75.54	0.286	16:07:32.150
3 -	1:36.442	48.778	2:25.220	73.59	4.032	16:09:57.370
4 -	1:33.401	47.787	2:21.188 (1)	75.70		16:12:18.558
5 -	1:34.308	48.582	2:22.890 (3)	74.79	1.702	16:14:41.448

P17	60 C	Jack YOUNGE	Yamaha - Chase Timber / iceni motorcycles			
IDEAL LAP TIME : 2:20.176		BEST LAP TIME : 2:20.775		DIFFERENCE : 0.599		

LAP	SECTOR 1	SECTOR 2	LAP TIME	MPH	DIFF	TIME OF DAY
1 -		51.395	2:38.498	67.43	17.723	16:05:15.816
2 -	1:35.939	48.745	2:24.684	73.87	3.909	16:07:40.500
3 -	1:32.794	48.437	2:21.231 (3)	75.67	0.456	16:10:01.731
4 -	1:32.838	47.991	2:20.829 (2)	75.89	0.054	16:12:22.560
5 -	1:32.185	48.590	2:20.775 (1)	75.92		16:14:43.335

P18	715	Kayla BARRINGTON	Yamaha - Slipscreens TKB racing			
IDEAL LAP TIME : 2:21.461		BEST LAP TIME : 2:21.764		DIFFERENCE : 0.303		

LAP	SECTOR 1	SECTOR 2	LAP TIME	MPH	DIFF	TIME OF DAY
1 -		50.249	2:37.664	67.79	15.900	16:05:14.982
2 -	1:39.204	49.156	2:28.360	72.04	6.596	16:07:43.342
3 -	1:35.931	49.515	2:25.446 (3)	73.48	3.682	16:10:08.788
4 -	1:33.303	48.461	2:21.764 (1)	75.39		16:12:30.552
5 -	1:33.000	48.765	2:21.765 (2)	75.39	0.001	16:14:52.317

P19	81 C	Liam DUFFETT	Triumph -			
IDEAL LAP TIME : 2:22.903		BEST LAP TIME : 2:22.994		DIFFERENCE : 0.091		

LAP	SECTOR 1	SECTOR 2	LAP TIME	MPH	DIFF	TIME OF DAY
1 -		51.307	2:39.059	67.19	16.065	16:05:16.377
2 -	1:38.487	51.167	2:29.654	71.41	6.660	16:07:46.031
3 -	1:37.467	48.942	2:26.409 (3)	73.00	3.415	16:10:12.440
4 -	1:34.420	48.574	2:22.994 (1)	74.74		16:12:35.434
5 -	1:34.655	48.483	2:23.138 (2)	74.66	0.144	16:14:58.572

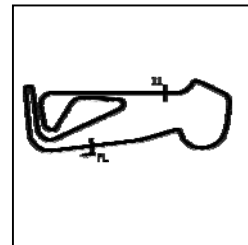
Weather / Track : Cloudy / Damp

Snetterton 300
Circuit Length = 2.9689 miles
Start: 16:02 Flag 16:13 End: 16:15

BMCRC - MRO Championships 2019 - Rnd 5 @ Snetterton

Team Respro MRO 600 inc MSS Performance MRO Clubman 600

RACE 11 - SECTOR ANALYSIS



SECTOR 1 = FL to I1, SECTOR 2 = I1 to FL, DIFF = Difference To Personal Best Lap, P = Crossed Finish Line in Pit Lane, D = Time Disallowed

P20 33 C		Phillip MCMANAMON		Honda -		
IDEAL LAP TIME : 2:24.753		BEST LAP TIME : 2:25.839		DIFFERENCE : 1.086		
LAP	SECTOR 1	SECTOR 2	LAP TIME	MPH	DIFF	TIME OF DAY
1 -		51.792	2:38.719	67.33	12.880	16:05:16.037
2 -	1:38.362	51.553	2:29.915	71.29	4.076	16:07:45.952
3 -	1:38.251	51.284	2:29.535 (3)	71.47	3.696	16:10:15.487
4 -	1:35.702	50.137	2:25.839 (1)	73.28		16:12:41.326
5 -	1:37.147	49.051	2:26.198 (2)	73.10	0.359	16:15:07.524

P21 47 C		James PEAKE		Yamaha - Sanda, Arienne and Lewis		
IDEAL LAP TIME : 2:26.293		BEST LAP TIME : 2:26.912		DIFFERENCE : 0.619		
LAP	SECTOR 1	SECTOR 2	LAP TIME	MPH	DIFF	TIME OF DAY
1 -		51.039	2:37.234	67.97	10.322	16:05:14.552
2 -	1:39.557	50.859	2:30.416	71.05	3.504	16:07:44.968
3 -	1:38.301	49.986	2:28.287 (3)	72.07	1.375	16:10:13.255
4 -	1:36.836	50.076	2:26.912 (1)	72.75		16:12:40.167
5 -	1:38.659	49.457	2:28.116 (2)	72.16	1.204	16:15:08.283

P22 69		Robert WINDEATT		Yamaha - L&W Contractors		
IDEAL LAP TIME : 2:28.956		BEST LAP TIME : 2:29.771		DIFFERENCE : 0.815		
LAP	SECTOR 1	SECTOR 2	LAP TIME	MPH	DIFF	TIME OF DAY
1 -		51.698	2:39.601	66.96	9.830	16:05:16.919
2 -	1:37.969	51.802	2:29.771 (1)	71.36		16:07:46.690
3 -	1:37.258	55.180	2:32.438 (2)	70.11	2.667	16:10:19.128

Weather / Track : Cloudy / Damp

Results can be found at www.tsl-timing.com

Page 4 of 4

Snetterton 300
 Circuit Length = 2.9689 miles
 Start: 16:02 Flag 16:13 End: 16:15

Printed - 16:18 Saturday, 08 June 2019

BMCRC - MRO Championships 2019 - Rnd 5 @ Snetterton

Team Respro MRO 600 inc MSS Performance MRO Clubman 600

RACE 11 - BEST SECTORS

SECTOR 1			SECTOR 2			IDEAL / BEST COMPARISON						
POS	NO	NAME	TIME	NO	NAME	TIME	POS	NO	NAME	IDEAL	BEST	DIFF
1	66	FRASER	1:26.423	114	VALLELEY	44.112	1	114	VALLELEY	2:10.645	2:10.645	0.000
2	114	VALLELEY	1:26.533	66	FRASER	44.421	2	66	FRASER	2:10.844	2:10.844	0.000
3	448	POTTER	1:27.353	40	SHELVEY	44.778	3	40	SHELVEY	2:12.717	2:12.717	0.000
4	82	SMITH	1:27.386	56	MILLS	45.202	4	448	POTTER	2:12.754	2:12.754	0.000
5	40	SHELVEY	1:27.939	448	POTTER	45.401	5	82	SMITH	2:12.796	2:13.060	0.264
6	56	MILLS	1:28.311	82	SMITH	45.410	6	56	MILLS	2:13.513	2:13.513	0.000
7	12	BLOCH	1:28.486	199	COLLINS	45.503	7	12	BLOCH	2:14.038	2:14.038	0.000
8	17	GILL	1:28.542	12	BLOCH	45.552	8	17	GILL	2:14.167	2:14.239	0.072
9	199	COLLINS	1:29.119	17	GILL	45.625	9	199	COLLINS	2:14.622	2:14.622	0.000
10	971	PACKHAM	1:29.394	971	PACKHAM	45.918	10	971	PACKHAM	2:15.312	2:15.312	0.000
11	89	PARISH	1:29.609	188	KRAWIECKI	45.966	11	89	PARISH	2:16.052	2:16.052	0.000
12	188	KRAWIECKI	1:30.121	89	PARISH	46.443	12	188	KRAWIECKI	2:16.087	2:16.087	0.000
13	21	WHITCHER	1:31.163	912	WHITE	47.063	13	21	WHITCHER	2:18.416	2:18.416	0.000
14	912	WHITE	1:31.647	21	WHITCHER	47.253	14	912	WHITE	2:18.710	2:18.710	0.000
15	60	YOUNGE	1:32.185	149	HAMMETT	47.264	15	149	HAMMETT	2:19.648	2:19.724	0.076
16	149	HAMMETT	1:32.384	83	SKEELS-PIGGINS	47.787	16	60	YOUNGE	2:20.176	2:20.775	0.599
17	715	BARRINGTON	1:33.000	60	YOUNGE	47.991	17	83	SKEELS-PIGGINS	2:21.188	2:21.188	0.000
18	83	SKEELS-PIGGINS	1:33.401	715	BARRINGTON	48.461	18	715	BARRINGTON	2:21.461	2:21.764	0.303
19	81	DUFFETT	1:34.420	81	DUFFETT	48.483	19	81	DUFFETT	2:22.903	2:22.994	0.091
20	33	MCMANAMON	1:35.702	33	MCMANAMON	49.051	20	33	MCMANAMON	2:24.753	2:25.839	1.086
21	47	PEAKE	1:36.836	47	PEAKE	49.457	21	47	PEAKE	2:26.293	2:26.912	0.619
22	69	WINDEATT	1:37.258	69	WINDEATT	51.698	22	69	WINDEATT	2:28.956	2:29.771	0.815
23												
24												

PERFECT LAP 2:10.535

Weather / Track : Cloudy / Damp

Results can be found at www.tsl-timing.com

Snetterton 300

Circuit Length = 2.9689 miles

Start: 16:02 Flag 16:13 End: 16:15

Printed - 16:18 Saturday, 08 June 2019

BMCRC - MRO Championships 2019 - Rnd 5 @ Snetterton

Team Respro MRO 600 inc MSS Performance MRO Clubman 600



RACE 2 - GRID (7 Laps)

ROW 12	1	1	34	120 James BUCHANAN			
ROW 11	33	97 Julien LIGUORI	32	77 Ben CATT	31	29 Charlie STONE	
ROW 10	30	99 Michael SIMMONS	29	111 Ryan FOLKES	28	87 Matt LAST	
ROW 9	27	88 Michael STANLEY	26	23 Austin WREN	25	44 Hayden PLATTON	
ROW 8	24	57 Theo RUTTER	23	86 Jamie KELMAN	22	69 Robert WINDEATT	2:29.771
ROW 7	21	47 James PEAKE	20	33 Phillip MCMANAMON	19	81 Liam DUFFETT	2:26.912 2:25.839 2:22.994
ROW 6	18	715 Kayla BARRINGTON	17	83 Talan SKEELS-PIGGINS	16	60 Jack YOUNGE	2:21.764 2:21.188 2:20.775
ROW 5	15	149 Callum HAMMETT	14	912 Michael WHITE	13	21 Nick WHITCHER	2:19.724 2:18.710 2:18.416
ROW 4	12	188 Dawid KRAWIECKI	11	89 Chris PARISH	10	971 Jake PACKHAM	2:16.087 2:16.052 2:15.312
ROW 3	9	199 Lloyd COLLINS	8	17 Andrew GILL	7	12 Cedric BLOCH	2:14.622 2:14.239 2:14.038
ROW 2	6	56 Michael MILLS	5	82 Andrew SMITH	4	448 Ewan POTTER	2:13.513 2:13.060 2:12.754
ROW 1	3	40 David SHELVEY	2	66 Cameron FRASER	1	114 Louis VALLELEY	2:12.717 2:10.844 2:10.645
							Pole

Snetterton 300
Circuit Length = 2.9689 miles

These results are provisional until the conclusion of any judicial and technical matters.

Clerk Of Course :	Timekeeper :
-------------------	--------------

Results can be found at www.tsl-timing.com

Printed - 16:20 Saturday, 08 June 2019



BMCRC - MRO Championships 2019 - Rnd 5 @ Snetterton

Team Respro MRO 600 inc MSS Performance MRO Clubman 600



RACE 2 - CLASSIFICATION

POS	NO	CL	PIC NAME	ENTRY	LAPS	TIME	GAP	DIFF	MPH	BEST	ON
1	66		1 Cameron FRASER	Yamaha -	5	10:11.508			87.39	1:59.651	5
2	114		2 Louis VALLELEY	Yamaha - R&R Racing	5	10:11.614	0.106	0.106	87.37	1:59.647	5
3	56		3 Michael MILLS	Yamaha - A51 Racing	5	10:11.911	0.403	0.297	87.33	1:59.686	5
4	448		4 Ewan POTTER	Yamaha - AH Performance	5	10:12.053	0.545	0.142	87.31	1:59.555	5
5	44		5 Hayden PLATTON	Kawasaki - NR Racing	5	10:14.055	2.547	2.002	87.02	1:59.557	5
6	82		6 Andrew SMITH	Kawasaki - MSS Performance / Addition Steel	5	10:15.340	3.832	1.285	86.84	2:00.192	5
7	40		7 David SHELVEY	Suzuki - ymark.com	5	10:21.233	9.725	5.893	86.02	2:02.247	4
8	12	C	1 Cedric BLOCH	Kawazaki - Brigit's Group & SDC Performance	5	10:26.523	15.015	5.290	85.29	2:03.236	3
9	17		8 Andrew GILL	Kawasaki -	5	10:26.719	15.211	0.196	85.27	2:02.419	5
10	21	C	2 Nick WHITCHER	Yamaha -	5	10:26.831	15.323	0.112	85.25	2:02.370	5
11	188	C	3 Dawid KRAWIECKI	Yamaha - Code Blue LTD & D A East Electrical	5	10:28.180	16.672	1.349	85.07	2:01.895	5
12	199		9 Lloyd COLLINS	Honda - Warren Drives	5	10:32.893	21.385	4.713	84.43	2:03.446	4
13	715		10 Kayla BARRINGTON	Yamaha - Slipscreens TKB racing	5	10:36.791	25.283	3.898	83.92	2:04.066	3
14	111		11 Ryan FOLKES	Triumph - Carl Harrison Motorcycle Services	5	10:37.879	26.371	1.088	83.77	2:03.344	5
15	971		12 Jake PACKHAM	Yamaha - Gasoline alley	5	10:43.828	32.320	5.949	83.00	2:06.387	5
16	47	C	4 James PEAKE	Yamaha - Sanda, Arieane and Lewis	5	10:49.186	37.678	5.358	82.31	2:06.510	5
17	149	C	5 Callum HAMMETT	Yamaha -	5	10:54.301	42.793	5.115	81.67	2:06.296	5
18	57	C	6 Theo RUTTER	Yamaha - Sublime Designs Racing/RRC	5	10:55.675	44.167	1.374	81.50	2:07.982	5
19	97	C	7 Julien LIGUORI	Kawasaki - Liguori' Pizza New Forest	5	11:02.652	51.144	6.977	80.64	2:08.642	3
20	83		13 Talan SKEELS-PIGGINS	Yamaha - Talan Racing	5	11:07.908	56.400	5.256	80.01	2:09.567	3
21	81	C	8 Liam DUFFETT	Triumph -	5	11:16.660	1:05.152	8.752	78.97	2:12.652	5
22	33	C	9 Phillip MCMANAMON	Honda -	5	11:34.691	1:23.183	18.031	76.92	2:15.111	5

NOT CLASSIFIED

DNF	86		Jamie KELMAN	Triumph - Phased Out Racing	1	2:09.768	4 Laps	4 Laps	82.36		
DNF	89	C	Chris PARISH	Yamaha - Harris Motorcycles	1	2:16.480	4 Laps	6.712	78.31		
DNF	99		Michael SIMMONS	Yamaha - Westcountry Windings	1	2:17.332	4 Laps	0.852	77.82		
EX	120*		James BUCHANAN	Triumph - Architectural coatings	0						

FASTEST LAP

448			Ewan POTTER	Yamaha - AH Performance	5	1:59.555		89.39 mph	143.87 kph		
188	C		Dawid KRAWIECKI	Yamaha - Code Blue LTD & D A East Electrical	5	2:01.895		87.68 mph	141.11 kph		

No. 120 – Excluded from race result, failing post-race technical

Class - 92.5% of Race Speed = 80.83 mph

Class C - 92.5% of Race Speed = 78.89 mph

Snetterton 300

Circuit Length = 2.9689 miles

Start: 10:24 Flag 10:34 End: 10:35

Weather / Track : Bright / Dry

These results are provisional until the conclusion of any judicial and technical matters.

Clerk Of Course :	Timekeeper :
-------------------	--------------

Results can be found at www.tsl-timing.com

Printed - 10:53 Sunday, 09 June 2019



BMCRC - MRO Championships 2019 - Rnd 5 @ Snetterton

Team Respro MRO 600 inc MSS Performance MRO Clubman 600

RACE 2 - LAP CHART

LAP 1 @ 10:26:15.700		
NO	BEHIND	LAP TIME

448		2:07.808
66	0.946	2:08.754
114	0.965	2:08.773
82	1.136	2:08.944
56	1.264	2:09.072
86	1.960	2:09.768
40	2.038	2:09.846
12	3.923	2:11.731
44	4.831	2:12.639
188	5.236	2:13.044
17	5.871	2:13.679
21	6.028	2:13.836
199	7.580	2:15.388
715	7.891	2:15.699
971	8.453	2:16.261
89	8.672	2:16.480
111	9.378	2:17.186
99	9.524	2:17.332
57	11.321	2:19.129
47	11.746	2:19.554
149	12.789	2:20.597
97	13.113	2:20.921
83	14.679	2:22.487
81	15.879	2:23.687
33	19.607	2:27.415

LAP 2 @ 10:28:17.648		
NO	BEHIND	LAP TIME

448		2:01.948
56	0.089	2:00.773
66	0.498	2:01.500
114	0.704	2:01.687
82	3.370	2:04.182
40	3.392	2:03.302
44	4.155	2:01.272
12	5.830	2:03.855
17	7.880	2:03.957
188	8.297	2:05.009
21	8.872	2:04.792
199	11.193	2:05.561
715	13.074	2:07.131
971	14.090	2:07.585
111	14.893	2:07.463
47	18.504	2:08.706
57	20.265	2:10.892
97	20.634	2:09.469
149	21.034	2:10.193
83	24.918	2:12.187
81	27.682	2:13.751
33	37.049	2:19.390

LAP 3 @ 10:30:19.463		
NO	BEHIND	LAP TIME

66		2:01.317
114	0.074	2:01.185
56	0.233	2:01.959
448	0.386	2:02.201
82	2.963	2:01.408
44	3.084	2:00.744
40	4.231	2:02.654
12	7.251	2:03.236

17	9.519	2:03.454
21	9.624	2:02.567
188	11.506	2:05.024
199	13.463	2:04.085
715	15.325	2:04.066
111	18.561	2:05.483
971	19.227	2:06.952
47	24.577	2:07.888
97	27.461	2:08.642
57	28.063	2:09.613
149	28.516	2:09.297
83	32.670	2:09.567
81	39.304	2:13.437
33	51.695	2:16.461

LAP 4 @ 10:32:19.749		
NO	BEHIND	LAP TIME

66		2:00.286
114	0.110	2:00.322
56	0.368	2:00.421
448	0.641	2:00.541
44	2.641	1:59.843
82	3.291	2:00.614
40	6.192	2:02.247
12	10.540	2:03.575
17	12.443	2:03.210
21	12.604	2:03.266
188	14.428	2:03.208
199	16.623	2:03.446
715	19.876	2:04.837
111	22.678	2:04.403
971	25.584	2:06.643
47	30.819	2:06.528
57	35.836	2:08.059
149	36.148	2:07.918
97	41.278	2:14.103
83	42.395	2:10.011
81	52.151	2:13.133
33	1:07.723	2:16.314

LAP 5 @ 10:34:19.400		
NO	BEHIND	LAP TIME

66		1:59.651
114	0.106	1:59.647
56	0.403	1:59.686
448	0.545	1:59.555
44	2.547	1:59.557
82	3.832	2:00.192
40	9.725	2:03.184
12	15.015	2:04.126
17	15.211	2:02.419
21	15.323	2:02.370
188	16.672	2:01.895
199	21.385	2:04.413
715	25.283	2:05.058
111	26.371	2:03.344
971	32.320	2:06.387
47	37.678	2:06.510
149	42.793	2:06.296
57	44.167	2:07.982
97	51.144	2:09.517
83	56.400	2:13.656
81	1:05.152	2:12.652
33	1:23.183	2:15.111

Weather / Track : Bright / Dry

Results can be found at www.tsl-timing.com

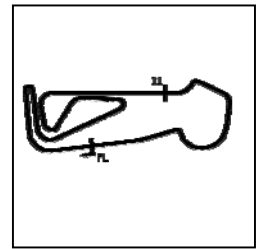
Snetterton 300
Circuit Length = 2.9689 miles
Start: 10:24 Flag 10:34 End: 10:35

Printed - 10:54 Sunday, 09 June 2019

BMCRC - MRO Championships 2019 - Rnd 5 @ Snetterton

Team Respro MRO 600 inc MSS Performance MRO Clubman 600

RACE 2 - SECTOR ANALYSIS



SECTOR 1 = FL to I1, SECTOR 2 = I1 to FL, DIFF = Difference To Personal Best Lap, P = Crossed Finish Line in Pit Lane, D = Time Disallowed

P1 66		Cameron FRASER		Yamaha -		
IDEAL LAP TIME : 1:59.651		BEST LAP TIME : 1:59.651		DIFFERENCE : 0.000		
LAP	SECTOR 1	SECTOR 2	LAP TIME	MPH	DIFF	TIME OF DAY
1 -		41.465	2:08.754	83.01	9.103	10:26:16.646
2 -	1:20.406	41.094	2:01.500	87.96	1.849	10:28:18.146
3 -	1:20.320	40.997	2:01.317 (3)	88.10	1.666	10:30:19.463
4 -	1:19.825	40.461	2:00.286 (2)	88.85	0.635	10:32:19.749
5 -	1:19.453	40.198	1:59.651 (1)	89.32		10:34:19.400

P2 114		Louis VALLELEY		Yamaha - R&R Racing		
IDEAL LAP TIME : 1:59.647		BEST LAP TIME : 1:59.647		DIFFERENCE : 0.000		
LAP	SECTOR 1	SECTOR 2	LAP TIME	MPH	DIFF	TIME OF DAY
1 -		41.413	2:08.773	82.99	9.126	10:26:16.665
2 -	1:20.923	40.764	2:01.687	87.83	2.040	10:28:18.352
3 -	1:20.541	40.644	2:01.185 (3)	88.19	1.538	10:30:19.537
4 -	1:19.993	40.329	2:00.322 (2)	88.82	0.675	10:32:19.859
5 -	1:19.515	40.132	1:59.647 (1)	89.33		10:34:19.506

P3 56		Michael MILLS		Yamaha - A51 Racing		
IDEAL LAP TIME : 1:59.686		BEST LAP TIME : 1:59.686		DIFFERENCE : 0.000		
LAP	SECTOR 1	SECTOR 2	LAP TIME	MPH	DIFF	TIME OF DAY
1 -		41.152	2:09.072	82.80	9.386	10:26:16.964
2 -	1:20.298	40.475	2:00.773 (3)	88.49	1.087	10:28:17.737
3 -	1:21.167	40.792	2:01.959	87.63	2.273	10:30:19.696
4 -	1:20.118	40.303	2:00.421 (2)	88.75	0.735	10:32:20.117
5 -	1:19.565	40.121	1:59.686 (1)	89.30		10:34:19.803

P4 448		Ewan POTTER		Yamaha - AH Performance		
IDEAL LAP TIME : 1:59.555		BEST LAP TIME : 1:59.555		DIFFERENCE : 0.000		
LAP	SECTOR 1	SECTOR 2	LAP TIME	MPH	DIFF	TIME OF DAY
1 -		40.895	2:07.808	83.62	8.253	10:26:15.700
2 -	1:21.159	40.789	2:01.948 (3)	87.64	2.393	10:28:17.648
3 -	1:21.119	41.082	2:02.201	87.46	2.646	10:30:19.849
4 -	1:20.244	40.297	2:00.541 (2)	88.66	0.986	10:32:20.390
5 -	1:19.642	39.913	1:59.555 (1)	89.39		10:34:19.945

P5 44		Hayden PLATTON		Kawasaki - NR Racing		
IDEAL LAP TIME : 1:59.557		BEST LAP TIME : 1:59.557		DIFFERENCE : 0.000		
LAP	SECTOR 1	SECTOR 2	LAP TIME	MPH	DIFF	TIME OF DAY
1 -		41.570	2:12.639	80.57	13.082	10:26:20.531
2 -	1:20.722	40.550	2:01.272	88.13	1.715	10:28:21.803
3 -	1:20.398	40.346	2:00.744 (3)	88.51	1.187	10:30:22.547
4 -	1:19.549	40.294	1:59.843 (2)	89.18	0.286	10:32:22.390
5 -	1:19.542	40.015	1:59.557 (1)	89.39		10:34:21.947

P6 82		Andrew SMITH		Kawasaki - MSS Performance / Addition Steel		
IDEAL LAP TIME : 2:00.192		BEST LAP TIME : 2:00.192		DIFFERENCE : 0.000		
LAP	SECTOR 1	SECTOR 2	LAP TIME	MPH	DIFF	TIME OF DAY
1 -		41.233	2:08.944	82.88	8.752	10:26:16.836
2 -	1:23.558	40.624	2:04.182	86.06	3.990	10:28:21.018
3 -	1:20.751	40.657	2:01.408 (3)	88.03	1.216	10:30:22.426
4 -	1:20.210	40.404	2:00.614 (2)	88.61	0.422	10:32:23.040
5 -	1:19.945	40.247	2:00.192 (1)	88.92		10:34:23.232

P7 40		David SHELVEY		Suzuki - ymark.com		
IDEAL LAP TIME : 2:02.208		BEST LAP TIME : 2:02.247		DIFFERENCE : 0.039		
LAP	SECTOR 1	SECTOR 2	LAP TIME	MPH	DIFF	TIME OF DAY
1 -		41.233	2:08.944	82.88	8.752	10:26:16.836
2 -	1:23.558	40.624	2:04.182	86.06	3.990	10:28:21.018
3 -	1:20.751	40.657	2:01.408 (3)	88.03	1.216	10:30:22.426
4 -	1:20.210	40.404	2:00.614 (2)	88.61	0.422	10:32:23.040
5 -	1:19.945	40.247	2:00.192 (1)	88.92		10:34:23.232

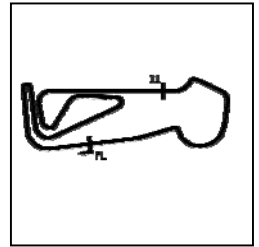
Weather / Track : Bright / Dry

Snetterton 300
Circuit Length = 2.9689 miles
Start: 10:24 Flag 10:34 End: 10:35

BMCRC - MRO Championships 2019 - Rnd 5 @ Snetterton

Team Respro MRO 600 inc MSS Performance MRO Clubman 600

RACE 2 - SECTOR ANALYSIS



SECTOR 1 = FL to I1, SECTOR 2 = I1 to FL, DIFF = Difference To Personal Best Lap, P = Crossed Finish Line in Pit Lane, D = Time Disallowed

1 -		41.115	2:09.846	82.31	7.599	10:26:17.738
2 -	1:22.471	40.831	2:03.302	86.68	1.055	10:28:21.040
3 -	1:22.110	40.544	2:02.654 (2)	87.14	0.407	10:30:23.694
4 -	1:21.664	40.583	2:02.247 (1)	87.43		10:32:25.941
5 -	1:21.904	41.280	2:03.184 (3)	86.76	0.937	10:34:29.125

P8	12 C	Cedric BLOCH	Kawasaki - Brigitt's Group & SDC Performance			
IDEAL LAP TIME : 2:03.191		BEST LAP TIME : 2:03.236	DIFFERENCE : 0.045			
LAP	SECTOR 1	SECTOR 2	LAP TIME	MPH	DIFF	TIME OF DAY
1 -		41.172	2:11.731	81.13	8.495	10:26:19.623
2 -	1:22.539	41.316	2:03.855 (3)	86.29	0.619	10:28:23.478
3 -	1:22.019	41.217	2:03.236 (1)	86.72		10:30:26.714
4 -	1:22.144	41.431	2:03.575 (2)	86.49	0.339	10:32:30.289
5 -	1:22.575	41.551	2:04.126	86.10	0.890	10:34:34.415

P9	17	Andrew GILL	Kawasaki -			
IDEAL LAP TIME : 2:02.419		BEST LAP TIME : 2:02.419	DIFFERENCE : 0.000			
LAP	SECTOR 1	SECTOR 2	LAP TIME	MPH	DIFF	TIME OF DAY
1 -		42.349	2:13.679	79.95	11.260	10:26:21.571
2 -	1:22.655	41.302	2:03.957	86.22	1.538	10:28:25.528
3 -	1:21.868	41.586	2:03.454 (3)	86.57	1.035	10:30:28.982
4 -	1:21.927	41.283	2:03.210 (2)	86.74	0.791	10:32:32.192
5 -	1:21.220	41.199	2:02.419 (1)	87.30		10:34:34.611

P10	21 C	Nick WHITCHER	Yamaha -			
IDEAL LAP TIME : 2:02.157		BEST LAP TIME : 2:02.370	DIFFERENCE : 0.213			
LAP	SECTOR 1	SECTOR 2	LAP TIME	MPH	DIFF	TIME OF DAY
1 -		42.261	2:13.836	79.85	11.466	10:26:21.728
2 -	1:22.606	42.186	2:04.792	85.64	2.422	10:28:26.520
3 -	1:21.639	40.928	2:02.567 (2)	87.20	0.197	10:30:29.087
4 -	1:22.005	41.261	2:03.266 (3)	86.70	0.896	10:32:32.353
5 -	1:21.229	41.141	2:02.370 (1)	87.34		10:34:34.723

P11	188 C	Dawid KRAWIECKI	Yamaha - Code Blue LTD & D A East Electrical			
IDEAL LAP TIME : 2:01.895		BEST LAP TIME : 2:01.895	DIFFERENCE : 0.000			
LAP	SECTOR 1	SECTOR 2	LAP TIME	MPH	DIFF	TIME OF DAY
1 -		42.564	2:13.044	80.33	11.149	10:26:20.936
2 -	1:23.080	41.929	2:05.009 (3)	85.49	3.114	10:28:25.945
3 -	1:22.898	42.126	2:05.024	85.48	3.129	10:30:30.969
4 -	1:21.996	41.212	2:03.208 (2)	86.74	1.313	10:32:34.177
5 -	1:21.145	40.750	2:01.895 (1)	87.68		10:34:36.072

P12	199	Lloyd COLLINS	Honda - Warren Drives			
IDEAL LAP TIME : 2:03.061		BEST LAP TIME : 2:03.446	DIFFERENCE : 0.385			
LAP	SECTOR 1	SECTOR 2	LAP TIME	MPH	DIFF	TIME OF DAY
1 -		42.024	2:15.388	78.94	11.942	10:26:23.280
2 -	1:23.676	41.885	2:05.561	85.12	2.115	10:28:28.841
3 -	1:22.437	41.648	2:04.085 (2)	86.13	0.639	10:30:32.926
4 -	1:22.488	40.958	2:03.446 (1)	86.58		10:32:36.372
5 -	1:22.103	42.310	2:04.413 (3)	85.90	0.967	10:34:40.785

P13	715	Kayla BARRINGTON	Yamaha - Slipscreens TKB racing			
IDEAL LAP TIME : 2:04.066		BEST LAP TIME : 2:04.066	DIFFERENCE : 0.000			
LAP	SECTOR 1	SECTOR 2	LAP TIME	MPH	DIFF	TIME OF DAY
1 -		42.165	2:15.699	78.76	11.633	10:26:23.591
2 -	1:25.227	41.904	2:07.131	84.07	3.065	10:28:30.722
3 -	1:22.593	41.473	2:04.066 (1)	86.14		10:30:34.788
4 -	1:23.176	41.661	2:04.837 (2)	85.61	0.771	10:32:39.625

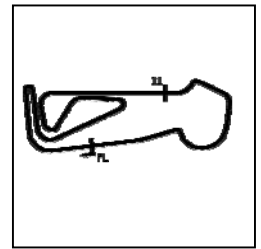
Weather / Track : Bright / Dry

Snetterton 300
Circuit Length = 2.9689 miles
Start: 10:24 Flag 10:34 End: 10:35

BMCRC - MRO Championships 2019 - Rnd 5 @ Snetterton

Team Respro MRO 600 inc MSS Performance MRO Clubman 600

RACE 2 - SECTOR ANALYSIS



SECTOR 1 = FL to I1, SECTOR 2 = I1 to FL, DIFF = Difference To Personal Best Lap, P = Crossed Finish Line in Pit Lane, D = Time Disallowed

5 - 1:23.472 41.586 2:05.058 (3) 85.46 0.992 10:34:44.683

P14 111	Ryan FOLKES		Triumph - Carl Harrison Motorcycle Services			
IDEAL LAP TIME : 2:03.344	BEST LAP TIME : 2:03.344		DIFFERENCE : 0.000			

LAP	SECTOR 1	SECTOR 2	LAP TIME	MPH	DIFF	TIME OF DAY
1 -		43.149	2:17.186	77.90	13.842	10:26:25.078
2 -	1:25.011	42.452	2:07.463	83.85	4.119	10:28:32.541
3 -	1:23.516	41.967	2:05.483 (3)	85.17	2.139	10:30:38.024
4 -	1:22.765	41.638	2:04.403 (2)	85.91	1.059	10:32:42.427
5 -	1:22.053	41.291	2:03.344 (1)	86.65		10:34:45.771

P15 971	Jake PACKHAM		Yamaha - Gasoline alley			
IDEAL LAP TIME : 2:06.377	BEST LAP TIME : 2:06.387		DIFFERENCE : 0.010			

LAP	SECTOR 1	SECTOR 2	LAP TIME	MPH	DIFF	TIME OF DAY
1 -		42.838	2:16.261	78.43	9.874	10:26:24.153
2 -	1:24.724	42.861	2:07.585	83.77	1.198	10:28:31.738
3 -	1:24.319	42.633	2:06.952 (3)	84.18	0.565	10:30:38.690
4 -	1:23.947	42.696	2:06.643 (2)	84.39	0.256	10:32:45.333
5 -	1:23.957	42.430	2:06.387 (1)	84.56		10:34:51.720

P16 47 C	James PEAKE		Yamaha - Sanda, Arienne and Lewis			
IDEAL LAP TIME : 2:06.497	BEST LAP TIME : 2:06.510		DIFFERENCE : 0.013			

LAP	SECTOR 1	SECTOR 2	LAP TIME	MPH	DIFF	TIME OF DAY
1 -		43.398	2:19.554	76.58	13.044	10:26:27.446
2 -	1:25.852	42.854	2:08.706	83.04	2.196	10:28:36.152
3 -	1:24.936	42.952	2:07.888 (3)	83.57	1.378	10:30:44.040
4 -	1:24.030	42.498	2:06.528 (2)	84.47	0.018	10:32:50.568
5 -	1:24.043	42.467	2:06.510 (1)	84.48		10:34:57.078

P17 149 C	Callum HAMMETT		Yamaha -			
IDEAL LAP TIME : 2:06.296	BEST LAP TIME : 2:06.296		DIFFERENCE : 0.000			

LAP	SECTOR 1	SECTOR 2	LAP TIME	MPH	DIFF	TIME OF DAY
1 -		44.407	2:20.597	76.01	14.301	10:26:28.489
2 -	1:26.668	43.525	2:10.193	82.09	3.897	10:28:38.682
3 -	1:25.812	43.485	2:09.297 (3)	82.66	3.001	10:30:47.979
4 -	1:25.259	42.659	2:07.918 (2)	83.55	1.622	10:32:55.897
5 -	1:23.820	42.476	2:06.296 (1)	84.62		10:35:02.193

P18 57 C	Theo RUTTER		Yamaha - Sublime Designs Racing/RRC			
IDEAL LAP TIME : 2:07.875	BEST LAP TIME : 2:07.982		DIFFERENCE : 0.107			

LAP	SECTOR 1	SECTOR 2	LAP TIME	MPH	DIFF	TIME OF DAY
1 -		43.951	2:19.129	76.82	11.147	10:26:27.021
2 -	1:26.346	44.546	2:10.892	81.65	2.910	10:28:37.913
3 -	1:26.245	43.368	2:09.613 (3)	82.46	1.631	10:30:47.526
4 -	1:25.072	42.987	2:08.059 (2)	83.46	0.077	10:32:55.585
5 -	1:24.888	43.094	2:07.982 (1)	83.51		10:35:03.567

P19 97 C	Julien LIGUORI		Kawasaki - Liguori' Pizza New Forest			
IDEAL LAP TIME : 2:08.455	BEST LAP TIME : 2:08.642		DIFFERENCE : 0.187			

LAP	SECTOR 1	SECTOR 2	LAP TIME	MPH	DIFF	TIME OF DAY
1 -		43.790	2:20.921	75.84	12.279	10:26:28.813
2 -	1:26.079	43.390	2:09.469 (2)	82.55	0.827	10:28:38.282
3 -	1:25.211	43.431	2:08.642 (1)	83.08		10:30:46.924
4 -	1:25.161	48.942	2:14.103	79.70	5.461	10:33:01.027
5 -	1:26.223	43.294	2:09.517 (3)	82.52	0.875	10:35:10.544

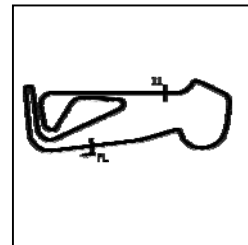
Weather / Track : Bright / Dry

Snetterton 300
Circuit Length = 2.9689 miles
Start: 10:24 Flag 10:34 End: 10:35

BMCRC - MRO Championships 2019 - Rnd 5 @ Snetterton

Team Respro MRO 600 inc MSS Performance MRO Clubman 600

RACE 2 - SECTOR ANALYSIS



SECTOR 1 = FL to I1, SECTOR 2 = I1 to FL, DIFF = Difference To Personal Best Lap, P = Crossed Finish Line in Pit Lane, D = Time Disallowed

P20 83		Talan SKEELS-PIGGINS		Yamaha - Talan Racing		
IDEAL LAP TIME : 2:09.420		BEST LAP TIME : 2:09.567		DIFFERENCE : 0.147		
LAP	SECTOR 1	SECTOR 2	LAP TIME	MPH	DIFF	TIME OF DAY
1 -		44.402	2:22.487	75.01	12.920	10:26:30.379
2 -	1:28.120	44.067	2:12.187 (3)	80.85	2.620	10:28:42.566
3 -	1:25.878	43.689	2:09.567 (1)	82.49		10:30:52.133
4 -	1:26.469	43.542	2:10.011 (2)	82.20	0.444	10:33:02.144
5 -	1:28.994	44.662	2:13.656	79.96	4.089	10:35:15.800

P21 81 C		Liam DUFFETT		Triumph -		
IDEAL LAP TIME : 2:12.631		BEST LAP TIME : 2:12.652		DIFFERENCE : 0.021		
LAP	SECTOR 1	SECTOR 2	LAP TIME	MPH	DIFF	TIME OF DAY
1 -		44.994	2:23.687	74.38	11.035	10:26:31.579
2 -	1:28.823	44.928	2:13.751	79.91	1.099	10:28:45.330
3 -	1:28.864	44.573	2:13.437 (3)	80.09	0.785	10:30:58.767
4 -	1:28.232	44.901	2:13.133 (2)	80.28	0.481	10:33:11.900
5 -	1:28.058	44.594	2:12.652 (1)	80.57		10:35:24.552

P22 33 C		Phillip MCMANAMON		Honda -		
IDEAL LAP TIME : 2:15.111		BEST LAP TIME : 2:15.111		DIFFERENCE : 0.000		
LAP	SECTOR 1	SECTOR 2	LAP TIME	MPH	DIFF	TIME OF DAY
1 -		46.559	2:27.415	72.50	12.304	10:26:35.307
2 -	1:32.649	46.741	2:19.390	76.67	4.279	10:28:54.697
3 -	1:30.318	46.143	2:16.461 (3)	78.32	1.350	10:31:11.158
4 -	1:30.065	46.249	2:16.314 (2)	78.40	1.203	10:33:27.472
5 -	1:29.014	46.097	2:15.111 (1)	79.10		10:35:42.583

P23 86		Jamie KELMAN		Triumph - Phased Out Racing		
IDEAL LAP TIME :		BEST LAP TIME :		DIFFERENCE :		
LAP	SECTOR 1	SECTOR 2	LAP TIME	MPH	DIFF	TIME OF DAY
1 -		40.373	2:09.768	82.36		10:26:17.660

P24 89 C		Chris PARISH		Yamaha - Harris Motorcycles		
IDEAL LAP TIME : 2:36.816		BEST LAP TIME :		DIFFERENCE :		
LAP	SECTOR 1	SECTOR 2	LAP TIME	MPH	DIFF	TIME OF DAY
1 -		42.716	2:16.480	78.31		10:26:24.372

P25 99		Michael SIMMONS		Yamaha - Westcountry Windings		
IDEAL LAP TIME :		BEST LAP TIME :		DIFFERENCE :		
LAP	SECTOR 1	SECTOR 2	LAP TIME	MPH	DIFF	TIME OF DAY
1 -		42.710	2:17.332	77.82		10:26:25.224

Weather / Track : Bright / Dry

Snetterton 300
Circuit Length = 2.9689 miles
Start: 10:24 Flag 10:34 End: 10:35

BMCRC - MRO Championships 2019 - Rnd 5 @ Snetterton

Team Respro MRO 600 inc MSS Performance MRO Clubman 600

RACE 2 - BEST SECTORS

SECTOR 1			SECTOR 2			IDEAL / BEST COMPARISON						
POS	NO	NAME	TIME	NO	NAME	TIME	POS	NO	NAME	IDEAL	BEST	DIFF
									PERFECT LAP	1:59.366		
1	66	FRASER	1:19.453	448	POTTER	39.913	1	448	POTTER	1:59.555	1:59.555	0.000
2	114	VALLELEY	1:19.515	44	PLATTON	40.015	2	44	PLATTON	1:59.557	1:59.557	0.000
3	44	PLATTON	1:19.542	56	MILLS	40.121	3	114	VALLELEY	1:59.647	1:59.647	0.000
4	56	MILLS	1:19.565	114	VALLELEY	40.132	4	66	FRASER	1:59.651	1:59.651	0.000
5	448	POTTER	1:19.642	66	FRASER	40.198	5	56	MILLS	1:59.686	1:59.686	0.000
6	82	SMITH	1:19.945	82	SMITH	40.247	6	82	SMITH	2:00.192	2:00.192	0.000
7	188	KRAWIECKI	1:21.145	86	KELMAN	40.373	7	188	KRAWIECKI	2:01.895	2:01.895	0.000
8	17	GILL	1:21.220	40	SHELVEY	40.544	8	21	WHITCHER	2:02.157	2:02.370	0.213
9	21	WHITCHER	1:21.229	188	KRAWIECKI	40.750	9	40	SHELVEY	2:02.208	2:02.247	0.039
10	40	SHELVEY	1:21.664	21	WHITCHER	40.928	10	17	GILL	2:02.419	2:02.419	0.000
11	12	BLOCH	1:22.019	199	COLLINS	40.958	11	199	COLLINS	2:03.061	2:03.446	0.385
12	111	FOLKES	1:22.053	12	BLOCH	41.172	12	12	BLOCH	2:03.191	2:03.236	0.045
13	199	COLLINS	1:22.103	17	GILL	41.199	13	111	FOLKES	2:03.344	2:03.344	0.000
14	715	BARRINGTON	1:22.593	111	FOLKES	41.291	14	715	BARRINGTON	2:04.066	2:04.066	0.000
15	149	HAMMETT	1:23.820	715	BARRINGTON	41.473	15	149	HAMMETT	2:06.296	2:06.296	0.000
16	971	PACKHAM	1:23.947	971	PACKHAM	42.430	16	971	PACKHAM	2:06.377	2:06.387	0.010
17	47	PEAKE	1:24.030	47	PEAKE	42.467	17	47	PEAKE	2:06.497	2:06.510	0.013
18	57	RUTTER	1:24.888	149	HAMMETT	42.476	18	57	RUTTER	2:07.875	2:07.982	0.107
19	97	LIGUORI	1:25.161	99	SIMMONS	42.710	19	97	LIGUORI	2:08.455	2:08.642	0.187
20	83	SKEELS-PIGGINS	1:25.878	89	PARISH	42.716	20	83	SKEELS-PIGGINS	2:09.420	2:09.567	0.147
21	81	DUFFETT	1:28.058	57	RUTTER	42.987	21	81	DUFFETT	2:12.631	2:12.652	0.021
22	33	MCMANAMON	1:29.014	97	LIGUORI	43.294	22	33	MCMANAMON	2:15.111	2:15.111	0.000
23	89	PARISH	1:54.100	83	SKEELS-PIGGINS	43.542	23	89	PARISH	2:36.816		
24				81	DUFFETT	44.573	24	86	KELMAN			
25				33	MCMANAMON	46.097	25	99	SIMMONS			
26												

Weather / Track : Bright / Dry

Results can be found at www.tsl-timing.com

Snetterton 300
Circuit Length = 2.9689 miles
Start: 10:24 Flag 10:34 End: 10:35

Printed - 10:53 Sunday, 09 June 2019

BMCRC - MRO Championships 2019 - Rnd 5 @ Snetterton

Team Respro MRO 600 inc MSS Performance MRO Clubman 600



RACE 11 - GRID (7 Laps)

ROW 12	1	1	2:09.567	34	83 Talan SKEELS-PIGGINS	
ROW 11	33	120 James BUCHANAN	32	77 Ben CATT	31	29 Charlie STONE
ROW 10	30	87 Matt LAST	29	88 Michael STANLEY	28	23 Austin WREN
ROW 9	27	69 Robert WINDEATT	26	60 Jack YOUNGE	25	912 Michael WHITE
ROW 8	24	99 Michael SIMMONS	23	89 Chris PARISH	22	86 Jamie KELMAN
ROW 7	21	2:15.111 33 Phillip MCMANAMON	20	2:12.652 81 Liam DUFFETT	19	2:08.642 97 Julien LIGUORI
ROW 6	18	2:07.982 57 Theo RUTTER	17	2:06.510 47 James PEAKE	16	2:06.387 971 Jake PACKHAM
ROW 5	15	2:06.296 149 Callum HAMMETT	14	2:04.066 715 Kayla BARRINGTON	13	2:03.446 199 Lloyd COLLINS
ROW 4	12	2:03.344 111 Ryan FOLKES	11	2:03.236 12 Cedric BLOCH	10	2:02.419 17 Andrew GILL
ROW 3	9	2:02.370 21 Nick WHITCHER	8	2:02.247 40 David SHELVEY	7	2:01.895 188 Dawid KRAWIECKI
ROW 2	6	2:00.192 82 Andrew SMITH	5	1:59.686 56 Michael MILLS	4	1:59.651 66 Cameron FRASER
ROW 1	3	1:59.647 114 Louis VALLELEY	2	1:59.557 44 Hayden PLATTON	1	1:59.555 448 Ewan POTTER
Pole						

Snetterton 300
Circuit Length = 2.9689 miles

These results are provisional until the conclusion of any judicial and technical matters.

Clerk Of Course :	Timekeeper :
-------------------	--------------

Results can be found at www.tsl-timing.com

Printed - 10:55 Sunday, 09 June 2019



BMCRC - MRO Championships 2019 - Rnd 5 @ Snetterton

Team Respro MRO 600 inc MSS Performance MRO Clubman 600

RACE 11 - CLASSIFICATION

POS	NO	CL	PIC NAME	ENTRY	LAPS	TIME	GAP	DIFF	MPH	BEST	ON
1	114		Louis VALLELEY	Yamaha - R&R Racing	7	13:54.169			89.68	1:57.501	3
2	66		Cameron FRASER	Yamaha -	7	14:01.338	7.169	7.169	88.92	1:58.549	7
3	448		Ewan POTTER	Yamaha - AH Performance	7	14:01.522	7.353	0.184	88.90	1:58.579	7
4	44		Hayden PLATTON	Kawasaki - NR Racing	7	14:05.014	10.845	3.492	88.53	1:58.667	5
5	82		Andrew SMITH	Kawasaki - MSS Performance / Addition Steel	7	14:12.844	18.675	7.830	87.72	2:00.313	4
6	86		Jamie KELMAN	Triumph - Phased Out Racing	7	14:14.840	20.671	1.996	87.52	1:59.943	6
7	17		Andrew GILL	Kawasaki -	7	14:21.065	26.896	6.225	86.88	2:01.441	4
8	21	C	Nick WHITCHER	Yamaha -	7	14:24.725	30.556	3.660	86.52	2:01.849	7
9	188	C	Dawid KRAWIECKI	Yamaha - Code Blue LTD & D A East Electrical	7	14:24.783	30.614	0.058	86.51	2:01.397	7
10	111		Ryan FOLKES	Triumph - Carl Harrison Motorcyle Services	7	14:26.783	32.614	2.000	86.31	2:00.876	7
11	971		Jake PACKHAM	Yamaha - Gasoline alley	7	14:26.851	32.682	0.068	86.30	2:00.764	7
12	199		Lloyd COLLINS	Honda - Warren Drives	7	14:29.775	35.606	2.924	86.01	2:02.231	6
13	40		David SHELVEY	Suzuki - ymark.com	7	14:33.493	39.324	3.718	85.65	2:02.692	4
14	12	C	Cedric BLOCH	Kawasaki - Brigit's Group & SDC Performance	7	14:39.640	45.471	6.147	85.05	2:02.752	4
15	60	C	Jack YOUNGE	Yamaha - Chase Timber / iceni motorcycles	7	14:47.127	52.958	7.487	84.33	2:04.029	6
16	47	C	James PEAKE	Yamaha - Sanda, Arienne and Lewis	7	14:52.074	57.905	4.947	83.86	2:04.997	7
17	149	C	Callum HAMMETT	Yamaha -	7	14:53.651	59.482	1.577	83.72	2:05.470	7
18	715		Kayla BARRINGTON	Yamaha - Slipscreens TKB racing	7	15:01.960	1:07.791	8.309	82.94	2:03.048	7
19	57	C	Theo RUTTER	Yamaha - Sublime Designs Racing/RRC	7	15:05.265	1:11.096	3.305	82.64	2:06.468	7
20	97	C	Julien LIGUORI	Kawasaki - Liguori' Pizza New Forest	7	15:07.741	1:13.572	2.476	82.42	2:07.243	5
21	83		Talan SKEELS-PIGGINS	Yamaha - Talan Racing	7	15:15.209	1:21.040	7.468	81.74	2:08.585	4
22	81	C	Liam DUFFETT	Triumph -	7	15:39.016	1:44.847	23.807	79.67	2:11.716	7
23	33	C	Phillip MCMANAMON	Honda -	6	13:57.254	1 Lap	1 Lap	76.59	2:16.746	6

NOT CLASSIFIED

DNF	56		Michael MILLS	Yamaha - A51 Racing	4	8:06.488	3 Laps	2 Laps	87.87	1:58.713	4
DNF	89	C	Chris PARISH	Yamaha - Harris Motorcycles	1	2:15.550	6 Laps	3 Laps	78.84		
DNF	99		Michael SIMMONS	Yamaha - Westcountry Windings	1	2:17.283	6 Laps	1.733	77.85		
EX	120*		James BUCHANAN	Triumph - Architectural coatings	0						

FASTEST LAP

114		Louis VALLELEY	Yamaha - R&R Racing	3	1:57.501	90.96 mph	146.38 kph
188	C	Dawid KRAWIECKI	Yamaha - Code Blue LTD & D A East Electrical	7	2:01.397	88.04 mph	141.69 kph

No. 120 – Excluded from race result, technical infringement

Class - 92.5% of Race Speed = 82.95 mph

Class C - 92.5% of Race Speed = 80.03 mph

Snetterton 300

Circuit Length = 2.9689 miles

Start: 14:17 Flag 14:30 End: 14:32

Weather / Track : Cloudy / Dry

These results are provisional until the conclusion of any judicial and technical matters.

Clerk Of Course :	Timekeeper :
-------------------	--------------

Results can be found at www.tsl-timing.com

Printed - 14:34 Sunday, 09 June 2019



BMCRC - MRO Championships 2019 - Rnd 5 @ Snetterton

Team Respro MRO 600 inc MSS Performance MRO Clubman 600

RACE 11 - LAP CHART

LAP 1 @ 14:19:07.249

NO	BEHIND	LAP TIME
114		2:04.657
448	1.246	2:05.903
44	1.940	2:06.597
66	2.091	2:06.748
56	2.408	2:07.065
82	2.633	2:07.290
17	4.675	2:09.332
21	4.883	2:09.540
86	6.033	2:10.690
188	6.384	2:11.041
40	6.856	2:11.513
971	7.046	2:11.703
111	7.938	2:12.595
199	9.379	2:14.036
149	9.861	2:14.518
47	10.241	2:14.898
12	10.589	2:15.246
89	10.893	2:15.550
60	12.287	2:16.944
99	12.626	2:17.283
97	14.005	2:18.662
57	14.086	2:18.743
83	15.242	2:19.899
81	17.492	2:22.149
33	23.756	2:28.413
715	30.273	2:34.930

LAP 2 @ 14:21:04.815

NO	BEHIND	LAP TIME
114		1:57.566
448	3.635	1:59.955
44	4.281	1:59.907
66	5.195	2:00.670
82	6.099	2:01.032
56	6.162	2:01.320
86	9.071	2:00.604
17	9.539	2:02.430
21	10.758	2:03.441
188	11.775	2:02.957
40	12.933	2:03.643
971	13.820	2:04.340
111	14.430	2:04.058
199	15.552	2:03.739
12	18.575	2:05.552
149	19.507	2:07.212
47	19.897	2:07.222
60	20.463	2:05.742
57	24.622	2:08.102
97	26.133	2:09.694
83	26.892	2:09.216
81	33.377	2:13.451
715	38.210	2:05.503
33	43.339	2:17.149

LAP 3 @ 14:23:02.316

NO	BEHIND	LAP TIME
114		1:57.501
448	5.575	1:59.441
66	6.418	1:58.724
44	6.756	1:59.976
56	8.051	1:59.390

82	10.718	2:02.120
86	13.041	2:01.471
17	14.183	2:02.145
21	15.922	2:02.665
188	17.482	2:03.208
971	18.369	2:02.050
40	19.086	2:03.654
111	19.662	2:02.733
199	20.609	2:02.558
12	24.267	2:03.193
60	29.167	2:06.205
47	29.321	2:06.925
149	29.419	2:07.413
57	36.642	2:09.521
97	37.646	2:09.014
83	38.228	2:08.837
715	45.765	2:05.056
81	48.868	2:12.992
33	1:04.002	2:18.164

LAP 4 @ 14:25:00.495

NO	BEHIND	LAP TIME
114		1:58.179
448	6.470	1:59.074
66	6.942	1:58.703
44	8.186	1:59.609
56	8.585	1:58.713
82	12.852	2:00.313
86	15.316	2:00.454
17	17.445	2:01.441
21	20.533	2:02.790
188	21.582	2:02.279
971	22.466	2:02.276
40	23.599	2:02.692
111	23.776	2:02.293
199	25.134	2:02.704
12	28.840	2:02.752
60	36.326	2:05.338
47	37.234	2:06.092
149	38.450	2:07.210
57	46.210	2:07.747
97	47.190	2:07.723
83	48.634	2:08.585
715	51.036	2:03.450
81	1:04.129	2:13.440
33	1:24.819	2:18.996

LAP 5 @ 14:26:59.060

NO	BEHIND	LAP TIME
114		1:58.565
448	7.284	1:59.379
66	7.414	1:59.037
44	8.288	1:58.667
82	14.900	2:00.613
86	17.018	2:00.267
17	20.692	2:01.812
21	24.071	2:02.103
188	24.682	2:01.665
971	25.527	2:01.626
111	27.019	2:01.808
199	28.828	2:02.259
40	29.428	2:04.394
12	34.598	2:04.323
60	42.191	2:04.430

47	45.152	2:06.483
149	46.084	2:06.199
57	54.995	2:07.350
97	55.868	2:07.243
715	56.171	2:03.700
83	59.392	2:09.323
81	1:18.285	2:12.721
33	1:44.040	2:17.786

LAP 6 @ 14:28:57.376

NO	BEHIND	LAP TIME
114		1:58.316
66	8.005	1:58.907
448	8.159	1:59.191
44	10.108	2:00.136
82	17.284	2:00.700
86	18.645	1:59.943
17	24.441	2:02.065
21	28.092	2:02.337
188	28.602	2:02.236
111	31.123	2:02.420
971	31.303	2:04.092
199	32.743	2:02.231
40	35.360	2:04.248
12	40.341	2:04.059
60	47.904	2:04.029
47	52.293	2:05.457
149	53.397	2:05.629
57	1:04.013	2:07.334
715	1:04.128	2:06.273
97	1:04.987	2:07.435
83	1:10.421	2:09.345
81	1:32.516	2:12.547

LAP 7 @ 14:30:56.761

NO	BEHIND	LAP TIME
114		1:59.385
33	1 Lap	2:16.746
66	7.169	1:58.549
448	7.353	1:58.579
44	10.845	2:00.122
82	18.675	2:00.776
86	20.671	2:01.411
17	26.896	2:01.840
21	30.556	2:01.849
188	30.614	2:01.397
111	32.614	2:00.876
971	32.682	2:00.764
199	35.606	2:02.248
40	39.324	2:03.349
12	45.471	2:04.515
60	52.958	2:04.439
47	57.905	2:04.997
149	59.482	2:05.470
715	1:07.791	2:03.048
57	1:11.096	2:06.468
97	1:13.572	2:07.970
83	1:21.040	2:10.004
81	1:44.847	2:11.716

Weather / Track : Cloudy / Dry

Results can be found at www.tsl-timing.com

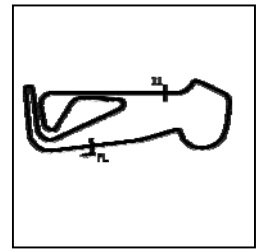
Snetterton 300
Circuit Length = 2.9689 miles
Start: 14:17 Flag 14:30 End: 14:32

Printed - 14:34 Sunday, 09 June 2019

BMCRC - MRO Championships 2019 - Rnd 5 @ Snetterton

Team Respro MRO 600 inc MSS Performance MRO Clubman 600

RACE 11 - SECTOR ANALYSIS



SECTOR 1 = FL to I1, SECTOR 2 = I1 to FL, DIFF = Difference To Personal Best Lap, P = Crossed Finish Line in Pit Lane, D = Time Disallowed

P1 114		Louis VALLELEY		Yamaha - R&R Racing		
IDEAL LAP TIME : 1:57.501		BEST LAP TIME : 1:57.501		DIFFERENCE : 0.000		
LAP	SECTOR 1	SECTOR 2	LAP TIME	MPH	DIFF	TIME OF DAY
1 -		39.392	2:04.657	85.73	7.156	14:19:07.249
2 -	1:18.251	39.315	1:57.566 (2)	90.91	0.065	14:21:04.815
3 -	1:18.228	39.273	1:57.501 (1)	90.96		14:23:02.316
4 -	1:18.718	39.461	1:58.179 (3)	90.43	0.678	14:25:00.495
5 -	1:18.904	39.661	1:58.565	90.14	1.064	14:26:59.060
6 -	1:18.995	39.321	1:58.316	90.33	0.815	14:28:57.376
7 -	1:19.315	40.070	1:59.385	89.52	1.884	14:30:56.761

P2 66		Cameron FRASER		Yamaha -		
IDEAL LAP TIME : 1:58.358		BEST LAP TIME : 1:58.549		DIFFERENCE : 0.191		
LAP	SECTOR 1	SECTOR 2	LAP TIME	MPH	DIFF	TIME OF DAY
1 -		40.620	2:06.748	84.32	8.199	14:19:09.340
2 -	1:20.450	40.220	2:00.670	88.57	2.121	14:21:10.010
3 -	1:18.914	39.810	1:58.724 (3)	90.02	0.175	14:23:08.734
4 -	1:18.639	40.064	1:58.703 (2)	90.04	0.154	14:25:07.437
5 -	1:18.763	40.274	1:59.037	89.78	0.488	14:27:06.474
6 -	1:18.742	40.165	1:58.907	89.88	0.358	14:29:05.381
7 -	1:18.830	39.719	1:58.549 (1)	90.15		14:31:03.930

P3 448		Ewan POTTER		Yamaha - AH Performance		
IDEAL LAP TIME : 1:58.466		BEST LAP TIME : 1:58.579		DIFFERENCE : 0.113		
LAP	SECTOR 1	SECTOR 2	LAP TIME	MPH	DIFF	TIME OF DAY
1 -		40.146	2:05.903	84.89	7.324	14:19:08.495
2 -	1:19.746	40.209	1:59.955	89.10	1.376	14:21:08.450
3 -	1:19.320	40.121	1:59.441	89.48	0.862	14:23:07.891
4 -	1:19.061	40.013	1:59.074 (2)	89.75	0.495	14:25:06.965
5 -	1:19.168	40.211	1:59.379	89.53	0.800	14:27:06.344
6 -	1:19.462	39.729	1:59.191 (3)	89.67	0.612	14:29:05.535
7 -	1:18.737	39.842	1:58.579 (1)	90.13		14:31:04.114

P4 44		Hayden PLATTON		Kawasaki - NR Racing		
IDEAL LAP TIME : 1:58.667		BEST LAP TIME : 1:58.667		DIFFERENCE : 0.000		
LAP	SECTOR 1	SECTOR 2	LAP TIME	MPH	DIFF	TIME OF DAY
1 -		40.388	2:06.597	84.42	7.930	14:19:09.189
2 -	1:19.718	40.189	1:59.907 (3)	89.13	1.240	14:21:09.096
3 -	1:19.868	40.108	1:59.976	89.08	1.309	14:23:09.072
4 -	1:19.549	40.060	1:59.609 (2)	89.35	0.942	14:25:08.681
5 -	1:19.035	39.632	1:58.667 (1)	90.06		14:27:07.348
6 -	1:20.002	40.134	2:00.136	88.96	1.469	14:29:07.484
7 -	1:19.919	40.203	2:00.122	88.97	1.455	14:31:07.606

P5 82		Andrew SMITH		Kawasaki - MSS Performance / Addition Steel		
IDEAL LAP TIME : 2:00.080		BEST LAP TIME : 2:00.313		DIFFERENCE : 0.233		
LAP	SECTOR 1	SECTOR 2	LAP TIME	MPH	DIFF	TIME OF DAY
1 -		40.366	2:07.290	83.96	6.977	14:19:09.882
2 -	1:20.718	40.314	2:01.032	88.30	0.719	14:21:10.914
3 -	1:21.521	40.599	2:02.120	87.52	1.807	14:23:13.034
4 -	1:19.766	40.547	2:00.313 (1)	88.83		14:25:13.347
5 -	1:20.113	40.500	2:00.613 (2)	88.61	0.300	14:27:13.960
6 -	1:20.168	40.532	2:00.700 (3)	88.55	0.387	14:29:14.660
7 -	1:20.259	40.517	2:00.776	88.49	0.463	14:31:15.436

P6 86		Jamie KELMAN		Triumph - Phased Out Racing		
IDEAL LAP TIME : 1:59.943		BEST LAP TIME : 1:59.943		DIFFERENCE : 0.000		
LAP	SECTOR 1	SECTOR 2	LAP TIME	MPH	DIFF	TIME OF DAY

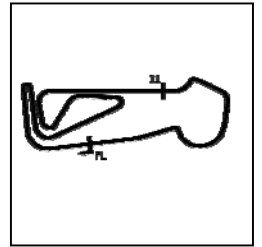
Weather / Track : Cloudy / Dry

Snetterton 300
 Circuit Length = 2.9689 miles
 Start: 14:17 Flag 14:30 End: 14:32

BMCRC - MRO Championships 2019 - Rnd 5 @ Snetterton

Team Respro MRO 600 inc MSS Performance MRO Clubman 600

RACE 11 - SECTOR ANALYSIS



SECTOR 1 = FL to I1, SECTOR 2 = I1 to FL, DIFF = Difference To Personal Best Lap, P = Crossed Finish Line in Pit Lane, D = Time Disallowed

1 -		40.978	2:10.690	81.78	10.747	14:19:13.282
2 -	1:20.237	40.367	2:00.604	88.62	0.661	14:21:13.886
3 -	1:20.710	40.761	2:01.471	87.98	1.528	14:23:15.357
4 -	1:20.207	40.247	2:00.454 (3)	88.73	0.511	14:25:15.811
5 -	1:19.946	40.321	2:00.267 (2)	88.86	0.324	14:27:16.078
6 -	1:19.883	40.060	1:59.943 (1)	89.10		14:29:16.021
7 -	1:20.342	41.069	2:01.411	88.03	1.468	14:31:17.432

P7 17		Andrew GILL		Kawasaki -			
IDEAL LAP TIME : 2:01.402		BEST LAP TIME : 2:01.441		DIFFERENCE : 0.039			
LAP	SECTOR 1	SECTOR 2	LAP TIME	MPH	DIFF	TIME OF DAY	
1 -		40.927	2:09.332	82.64	7.891	14:19:11.924	
2 -	1:21.563	40.867	2:02.430	87.29	0.989	14:21:14.354	
3 -	1:21.358	40.787	2:02.145	87.50	0.704	14:23:16.499	
4 -	1:20.615	40.826	2:01.441 (1)	88.01		14:25:17.940	
5 -	1:20.856	40.956	2:01.812 (2)	87.74	0.371	14:27:19.752	
6 -	1:21.236	40.829	2:02.065	87.56	0.624	14:29:21.817	
7 -	1:20.639	41.201	2:01.840 (3)	87.72	0.399	14:31:23.657	

P8 21 C		Nick WHITCHER		Yamaha -			
IDEAL LAP TIME : 2:01.646		BEST LAP TIME : 2:01.849		DIFFERENCE : 0.203			
LAP	SECTOR 1	SECTOR 2	LAP TIME	MPH	DIFF	TIME OF DAY	
1 -		41.540	2:09.540	82.50	7.691	14:19:12.132	
2 -	1:22.360	41.081	2:03.441	86.58	1.592	14:21:15.573	
3 -	1:21.675	40.990	2:02.665	87.13	0.816	14:23:18.238	
4 -	1:21.704	41.086	2:02.790	87.04	0.941	14:25:21.028	
5 -	1:21.308	40.795	2:02.103 (2)	87.53	0.254	14:27:23.131	
6 -	1:21.674	40.663	2:02.337 (3)	87.36	0.488	14:29:25.468	
7 -	1:20.983	40.866	2:01.849 (1)	87.71		14:31:27.317	

P9 188 C		Dawid KRAWIECKI		Yamaha - Code Blue LTD & D A East Electrical			
IDEAL LAP TIME : 2:01.352		BEST LAP TIME : 2:01.397		DIFFERENCE : 0.045			
LAP	SECTOR 1	SECTOR 2	LAP TIME	MPH	DIFF	TIME OF DAY	
1 -		41.645	2:11.041	81.56	9.644	14:19:13.633	
2 -	1:21.554	41.403	2:02.957	86.92	1.560	14:21:16.590	
3 -	1:21.903	41.305	2:03.208	86.74	1.811	14:23:19.798	
4 -	1:21.575	40.704	2:02.279	87.40	0.882	14:25:22.077	
5 -	1:21.074	40.591	2:01.665 (2)	87.84	0.268	14:27:23.742	
6 -	1:21.242	40.994	2:02.236 (3)	87.43	0.839	14:29:25.978	
7 -	1:20.761	40.636	2:01.397 (1)	88.04		14:31:27.375	

P10 111		Ryan FOLKES		Triumph - Carl Harrison Motorcycle Services			
IDEAL LAP TIME : 2:00.844		BEST LAP TIME : 2:00.876		DIFFERENCE : 0.032			
LAP	SECTOR 1	SECTOR 2	LAP TIME	MPH	DIFF	TIME OF DAY	
1 -		41.914	2:12.595	80.60	11.719	14:19:15.187	
2 -	1:22.538	41.520	2:04.058	86.15	3.182	14:21:19.245	
3 -	1:21.829	40.904	2:02.733	87.08	1.857	14:23:21.978	
4 -	1:21.267	41.026	2:02.293 (3)	87.39	1.417	14:25:24.271	
5 -	1:21.068	40.740	2:01.808 (2)	87.74	0.932	14:27:26.079	
6 -	1:21.268	41.152	2:02.420	87.30	1.544	14:29:28.499	
7 -	1:20.104	40.772	2:00.876 (1)	88.42		14:31:29.375	

P11 971		Jake PACKHAM		Yamaha - Gasoline alley			
IDEAL LAP TIME : 2:00.764		BEST LAP TIME : 2:00.764		DIFFERENCE : 0.000			
LAP	SECTOR 1	SECTOR 2	LAP TIME	MPH	DIFF	TIME OF DAY	
1 -		41.233	2:11.703	81.15	10.939	14:19:14.295	
2 -	1:23.131	41.209	2:04.340	85.95	3.576	14:21:18.635	
3 -	1:21.510	40.540	2:02.050 (3)	87.57	1.286	14:23:20.685	
4 -	1:21.419	40.857	2:02.276	87.40	1.512	14:25:22.961	

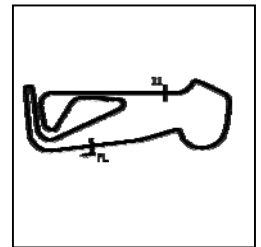
Weather / Track : Cloudy / Dry

Snetterton 300
Circuit Length = 2.9689 miles
Start: 14:17 Flag 14:30 End: 14:32

BMCRC - MRO Championships 2019 - Rnd 5 @ Snetterton

Team Respro MRO 600 inc MSS Performance MRO Clubman 600

RACE 11 - SECTOR ANALYSIS



SECTOR 1 = FL to I1, SECTOR 2 = I1 to FL, DIFF = Difference To Personal Best Lap, P = Crossed Finish Line in Pit Lane, D = Time Disallowed

5 -	1:21.100	40.526	2:01.626 (2)	87.87	0.862	14:27:24.587
6 -	1:22.727	41.365	2:04.092	86.13	3.328	14:29:28.679
7 -	1:20.536	40.228	2:00.764 (1)	88.50		14:31:29.443

P12 199	Lloyd COLLINS		Honda - Warren Drives			
IDEAL LAP TIME : 2:02.130		BEST LAP TIME : 2:02.231	DIFFERENCE : 0.101			
LAP	SECTOR 1	SECTOR 2	LAP TIME	MPH	DIFF	TIME OF DAY
1 -		42.167	2:14.036	79.74	11.805	14:19:16.628
2 -	1:22.530	41.209	2:03.739	86.37	1.508	14:21:20.367
3 -	1:21.675	40.883	2:02.558	87.20	0.327	14:23:22.925
4 -	1:21.734	40.970	2:02.704	87.10	0.473	14:25:25.629
5 -	1:21.247	41.012	2:02.259 (3)	87.42	0.028	14:27:27.888
6 -	1:21.253	40.978	2:02.231 (1)	87.44		14:29:30.119
7 -	1:21.295	40.953	2:02.248 (2)	87.42	0.017	14:31:32.367

P13 40	David SHELVEY		Suzuki - ymark.com			
IDEAL LAP TIME : 2:02.692		BEST LAP TIME : 2:02.692	DIFFERENCE : 0.000			
LAP	SECTOR 1	SECTOR 2	LAP TIME	MPH	DIFF	TIME OF DAY
1 -		41.700	2:11.513	81.26	8.821	14:19:14.105
2 -	1:22.516	41.127	2:03.643 (3)	86.44	0.951	14:21:17.748
3 -	1:22.429	41.225	2:03.654	86.43	0.962	14:23:21.402
4 -	1:21.762	40.930	2:02.692 (1)	87.11		14:25:24.094
5 -	1:22.778	41.616	2:04.394	85.92	1.702	14:27:28.488
6 -	1:22.763	41.485	2:04.248	86.02	1.556	14:29:32.736
7 -	1:22.251	41.098	2:03.349 (2)	86.64	0.657	14:31:36.085

P14 12 C	Cedric BLOCH		Kawasaki - Brigit's Group & SDC Performance			
IDEAL LAP TIME : 2:02.716		BEST LAP TIME : 2:02.752	DIFFERENCE : 0.036			
LAP	SECTOR 1	SECTOR 2	LAP TIME	MPH	DIFF	TIME OF DAY
1 -		42.656	2:15.246	79.02	12.494	14:19:17.838
2 -	1:23.478	42.074	2:05.552	85.12	2.800	14:21:23.390
3 -	1:21.693	41.500	2:03.193 (2)	86.75	0.441	14:23:26.583
4 -	1:21.729	41.023	2:02.752 (1)	87.07		14:25:29.335
5 -	1:22.597	41.726	2:04.323	85.97	1.571	14:27:33.658
6 -	1:22.494	41.565	2:04.059 (3)	86.15	1.307	14:29:37.717
7 -	1:22.505	42.010	2:04.515	85.83	1.763	14:31:42.232

P15 60 C	Jack YOUNGE		Yamaha - Chase Timber / iceni motorcycles			
IDEAL LAP TIME : 2:03.738		BEST LAP TIME : 2:04.029	DIFFERENCE : 0.291			
LAP	SECTOR 1	SECTOR 2	LAP TIME	MPH	DIFF	TIME OF DAY
1 -		43.397	2:16.944	78.04	12.915	14:19:19.536
2 -	1:23.247	42.495	2:05.742	85.00	1.713	14:21:25.278
3 -	1:23.316	42.889	2:06.205	84.68	2.176	14:23:31.483
4 -	1:23.301	42.037	2:05.338	85.27	1.309	14:25:36.821
5 -	1:22.776	41.654	2:04.430 (2)	85.89	0.401	14:27:41.251
6 -	1:22.633	41.396	2:04.029 (1)	86.17		14:29:45.280
7 -	1:22.342	42.097	2:04.439 (3)	85.89	0.410	14:31:49.719

P16 47 C	James PEAKE		Yamaha - Sanda, Arienne and Lewis			
IDEAL LAP TIME : 2:04.997		BEST LAP TIME : 2:04.997	DIFFERENCE : 0.000			
LAP	SECTOR 1	SECTOR 2	LAP TIME	MPH	DIFF	TIME OF DAY
1 -		42.761	2:14.898	79.23	9.901	14:19:17.490
2 -	1:24.366	42.856	2:07.222	84.01	2.225	14:21:24.712
3 -	1:23.801	43.124	2:06.925	84.20	1.928	14:23:31.637
4 -	1:23.797	42.295	2:06.092 (3)	84.76	1.095	14:25:37.729
5 -	1:23.778	42.705	2:06.483	84.50	1.486	14:27:44.212
6 -	1:23.074	42.383	2:05.457 (2)	85.19	0.460	14:29:49.669
7 -	1:22.727	42.270	2:04.997 (1)	85.50		14:31:54.666

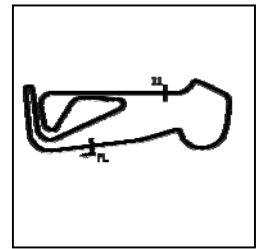
Weather / Track : Cloudy / Dry

Snetterton 300
Circuit Length = 2.9689 miles
Start: 14:17 Flag 14:30 End: 14:32

BMCRC - MRO Championships 2019 - Rnd 5 @ Snetterton

Team Respro MRO 600 inc MSS Performance MRO Clubman 600

RACE 11 - SECTOR ANALYSIS



SECTOR 1 = FL to I1, SECTOR 2 = I1 to FL, DIFF = Difference To Personal Best Lap, P = Crossed Finish Line in Pit Lane, D = Time Disallowed

P17 149 C		Callum HAMMETT		Yamaha -		
IDEAL LAP TIME : 2:05.381		BEST LAP TIME : 2:05.470		DIFFERENCE : 0.089		
LAP	SECTOR 1	SECTOR 2	LAP TIME	MPH	DIFF	TIME OF DAY
1 -		42.934	2:14.518	79.45	9.048	14:19:17.110
2 -	1:24.204	43.008	2:07.212	84.01	1.742	14:21:24.322
3 -	1:23.495	43.918	2:07.413	83.88	1.943	14:23:31.735
4 -	1:24.511	42.699	2:07.210	84.01	1.740	14:25:38.945
5 -	1:23.639	42.560	2:06.199 (3)	84.69	0.729	14:27:45.144
6 -	1:23.631	41.998	2:05.629 (2)	85.07	0.159	14:29:50.773
7 -	1:23.383	42.087	2:05.470 (1)	85.18		14:31:56.243

P18 715		Kayla BARRINGTON		Yamaha - Slipscreens TKB racing		
IDEAL LAP TIME : 2:02.783		BEST LAP TIME : 2:03.048		DIFFERENCE : 0.265		
LAP	SECTOR 1	SECTOR 2	LAP TIME	MPH	DIFF	TIME OF DAY
1 -		42.051	2:34.930	68.98	31.882	14:19:37.522
2 -	1:23.462	42.041	2:05.503	85.16	2.455	14:21:43.025
3 -	1:23.537	41.519	2:05.056	85.46	2.008	14:23:48.081
4 -	1:21.928	41.522	2:03.450 (2)	86.57	0.402	14:25:51.531
5 -	1:22.547	41.153	2:03.700 (3)	86.40	0.652	14:27:55.231
6 -	1:23.586	42.687	2:06.273	84.64	3.225	14:30:01.504
7 -	1:21.630	41.418	2:03.048 (1)	86.86		14:32:04.552

P19 57 C		Theo RUTTER		Yamaha - Sublime Designs Racing/RRC		
IDEAL LAP TIME : 2:06.468		BEST LAP TIME : 2:06.468		DIFFERENCE : 0.000		
LAP	SECTOR 1	SECTOR 2	LAP TIME	MPH	DIFF	TIME OF DAY
1 -		43.611	2:18.743	77.03	12.275	14:19:21.335
2 -	1:24.788	43.314	2:08.102	83.43	1.634	14:21:29.437
3 -	1:26.231	43.290	2:09.521	82.52	3.053	14:23:38.958
4 -	1:24.636	43.111	2:07.747	83.66	1.279	14:25:46.705
5 -	1:24.245	43.105	2:07.350 (3)	83.92	0.882	14:27:54.055
6 -	1:24.303	43.031	2:07.334 (2)	83.93	0.866	14:30:01.389
7 -	1:24.016	42.452	2:06.468 (1)	84.51		14:32:07.857

P20 97 C		Julien LIGUORI		Kawasaki - Liguori' Pizza New Forest		
IDEAL LAP TIME : 2:06.872		BEST LAP TIME : 2:07.243		DIFFERENCE : 0.371		
LAP	SECTOR 1	SECTOR 2	LAP TIME	MPH	DIFF	TIME OF DAY
1 -		43.716	2:18.662	77.07	11.419	14:19:21.254
2 -	1:25.859	43.835	2:09.694	82.40	2.451	14:21:30.948
3 -	1:25.537	43.477	2:09.014	82.84	1.771	14:23:39.962
4 -	1:24.828	42.895	2:07.723 (3)	83.68	0.480	14:25:47.685
5 -	1:24.054	43.189	2:07.243 (1)	83.99		14:27:54.928
6 -	1:23.977	43.458	2:07.435 (2)	83.87	0.192	14:30:02.363
7 -	1:24.091	43.879	2:07.970	83.52	0.727	14:32:10.333

P21 83		Talan SKEELS-PIGGINS		Yamaha - Talan Racing		
IDEAL LAP TIME : 2:08.476		BEST LAP TIME : 2:08.585		DIFFERENCE : 0.109		
LAP	SECTOR 1	SECTOR 2	LAP TIME	MPH	DIFF	TIME OF DAY
1 -		43.019	2:19.899	76.39	11.314	14:19:22.491
2 -	1:25.725	43.491	2:09.216 (3)	82.71	0.631	14:21:31.707
3 -	1:25.716	43.121	2:08.837 (2)	82.95	0.252	14:23:40.544
4 -	1:25.457	43.128	2:08.585 (1)	83.12		14:25:49.129
5 -	1:26.149	43.174	2:09.323	82.64	0.738	14:27:58.452
6 -	1:25.752	43.593	2:09.345	82.63	0.760	14:30:07.797
7 -	1:26.226	43.778	2:10.004	82.21	1.419	14:32:17.801

P22 81 C		Liam DUFFETT		Triumph -		
IDEAL LAP TIME : 2:11.716		BEST LAP TIME : 2:11.716		DIFFERENCE : 0.000		
LAP	SECTOR 1	SECTOR 2	LAP TIME	MPH	DIFF	TIME OF DAY

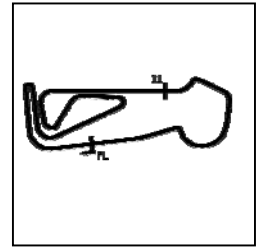
Weather / Track : Cloudy / Dry

Snetterton 300
Circuit Length = 2.9689 miles
Start: 14:17 Flag 14:30 End: 14:32

BMCRC - MRO Championships 2019 - Rnd 5 @ Snetterton

Team Respro MRO 600 inc MSS Performance MRO Clubman 600

RACE 11 - SECTOR ANALYSIS



SECTOR 1 = FL to I1, SECTOR 2 = I1 to FL, DIFF = Difference To Personal Best Lap, P = Crossed Finish Line in Pit Lane, D = Time Disallowed

Lap	Time	Diff	MPH	Time of Day
1 -		44.275	2:22.149	75.18 10.433 14:19:24.741
2 -	1:28.354	45.097	2:13.451	80.08 1.735 14:21:38.192
3 -	1:28.324	44.668	2:12.992	80.36 1.276 14:23:51.184
4 -	1:28.426	45.014	2:13.440	80.09 1.724 14:26:04.624
5 -	1:28.388	44.333	2:12.721 (3)	80.53 1.005 14:28:17.345
6 -	1:28.025	44.522	2:12.547 (2)	80.63 0.831 14:30:29.892
7 -	1:27.555	44.161	2:11.716 (1)	81.14 14:32:41.608

P23 33 C Phillip MCMANAMON	Honda -
IDEAL LAP TIME : 2:16.746	BEST LAP TIME : 2:16.746 DIFFERENCE : 0.000

LAP	SECTOR 1	SECTOR 2	LAP TIME	MPH	DIFF	TIME OF DAY
1 -		46.437	2:28.413	72.01	11.667	14:19:31.005
2 -	1:31.106	46.043	2:17.149 (2)	77.93	0.403	14:21:48.154
3 -	1:31.522	46.642	2:18.164	77.35	1.418	14:24:06.318
4 -	1:32.110	46.886	2:18.996	76.89	2.250	14:26:25.314
5 -	1:31.559	46.227	2:17.786 (3)	77.57	1.040	14:28:43.100
6 -	1:30.858	45.888	2:16.746 (1)	78.16		14:30:59.846

P24 56 Michael MILLS	Yamaha - A51 Racing
IDEAL LAP TIME : 1:58.713	BEST LAP TIME : 1:58.713 DIFFERENCE : 0.000

LAP	SECTOR 1	SECTOR 2	LAP TIME	MPH	DIFF	TIME OF DAY
1 -		40.481	2:07.065	84.11	8.352	14:19:09.657
2 -	1:20.462	40.858	2:01.320 (3)	88.09	2.607	14:21:10.977
3 -	1:19.630	39.760	1:59.390 (2)	89.52	0.677	14:23:10.367
4 -	1:19.147	39.566	1:58.713 (1)	90.03		14:25:09.080

P25 89 C Chris PARISH	Yamaha - Harris Motorcycles
IDEAL LAP TIME : 2:16.243	BEST LAP TIME : DIFFERENCE :

LAP	SECTOR 1	SECTOR 2	LAP TIME	MPH	DIFF	TIME OF DAY
1 -		42.621	2:15.550	78.84		14:19:18.142

P26 99 Michael SIMMONS	Yamaha - Westcountry Windings
IDEAL LAP TIME : 2:10.084	BEST LAP TIME : DIFFERENCE :

LAP	SECTOR 1	SECTOR 2	LAP TIME	MPH	DIFF	TIME OF DAY
1 -		44.243	2:17.283	77.85		14:19:19.875

Weather / Track : Cloudy / Dry

BMCRC - MRO Championships 2019 - Rnd 5 @ Snetterton

Team Respro MRO 600 inc MSS Performance MRO Clubman 600

RACE 11 - BEST SECTORS

SECTOR 1			SECTOR 2			IDEAL / BEST COMPARISON						
POS	NO	NAME	TIME	NO	NAME	TIME	POS	NO	NAME	IDEAL	BEST	DIFF
									PERFECT LAP	1:57.501		
1	114	VALLELEY	1:18.228	114	VALLELEY	39.273	1	114	VALLELEY	1:57.501	1:57.501	0.000
2	66	FRASER	1:18.639	56	MILLS	39.566	2	66	FRASER	1:58.358	1:58.549	0.191
3	448	POTTER	1:18.737	44	PLATTON	39.632	3	448	POTTER	1:58.466	1:58.579	0.113
4	44	PLATTON	1:19.035	66	FRASER	39.719	4	44	PLATTON	1:58.667	1:58.667	0.000
5	56	MILLS	1:19.147	448	POTTER	39.729	5	56	MILLS	1:58.713	1:58.713	0.000
6	82	SMITH	1:19.766	86	KELMAN	40.060	6	86	KELMAN	1:59.943	1:59.943	0.000
7	86	KELMAN	1:19.883	971	PACKHAM	40.228	7	82	SMITH	2:00.080	2:00.313	0.233
8	111	FOLKES	1:20.104	82	SMITH	40.314	8	971	PACKHAM	2:00.764	2:00.764	0.000
9	971	PACKHAM	1:20.536	188	KRAWIECKI	40.591	9	111	FOLKES	2:00.844	2:00.876	0.032
10	17	GILL	1:20.615	21	WHITCHER	40.663	10	188	KRAWIECKI	2:01.352	2:01.397	0.045
11	188	KRAWIECKI	1:20.761	111	FOLKES	40.740	11	17	GILL	2:01.402	2:01.441	0.039
12	21	WHITCHER	1:20.983	17	GILL	40.787	12	21	WHITCHER	2:01.646	2:01.849	0.203
13	199	COLLINS	1:21.247	199	COLLINS	40.883	13	199	COLLINS	2:02.130	2:02.231	0.101
14	715	BARRINGTON	1:21.630	40	SHELVEY	40.930	14	40	SHELVEY	2:02.692	2:02.692	0.000
15	12	BLOCH	1:21.693	12	BLOCH	41.023	15	12	BLOCH	2:02.716	2:02.752	0.036
16	40	SHELVEY	1:21.762	715	BARRINGTON	41.153	16	715	BARRINGTON	2:02.783	2:03.048	0.265
17	60	YOUNGE	1:22.342	60	YOUNGE	41.396	17	60	YOUNGE	2:03.738	2:04.029	0.291
18	47	PEAKE	1:22.727	149	HAMMETT	41.998	18	47	PEAKE	2:04.997	2:04.997	0.000
19	149	HAMMETT	1:23.383	47	PEAKE	42.270	19	149	HAMMETT	2:05.381	2:05.470	0.089
20	97	LIGUORI	1:23.977	57	RUTTER	42.452	20	57	RUTTER	2:06.468	2:06.468	0.000
21	57	RUTTER	1:24.016	89	PARISH	42.621	21	97	LIGUORI	2:06.872	2:07.243	0.371
22	83	SKEELS-PIGGINS	1:25.457	97	LIGUORI	42.895	22	83	SKEELS-PIGGINS	2:08.476	2:08.585	0.109
23	99	SIMMONS	1:25.841	83	SKEELS-PIGGINS	43.019	23	99	SIMMONS	2:10.084		
24	81	DUFFETT	1:27.555	81	DUFFETT	44.161	24	81	DUFFETT	2:11.716	2:11.716	0.000
25	33	MCMANAMON	1:30.858	99	SIMMONS	44.243	25	89	PARISH	2:16.243		
26	89	PARISH	1:33.622	33	MCMANAMON	45.888	26	33	MCMANAMON	2:16.746	2:16.746	0.000
27												

Weather / Track : Cloudy / Dry

Results can be found at www.tsl-timing.com

Snetterton 300

Circuit Length = 2.9689 miles

Start: 14:17 Flag 14:30 End: 14:32

Printed - 14:34 Sunday, 09 June 2019

BMCRC-MRO Championships 2019



**MRO MINITWINS supported by
PROPERLY PROTECTED & BMCRC
Rookie Minitwins**

Snetterton 300 Circuit

8th / 9th June 2019



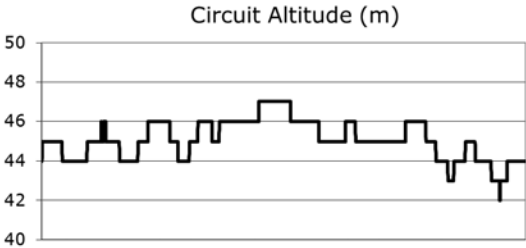
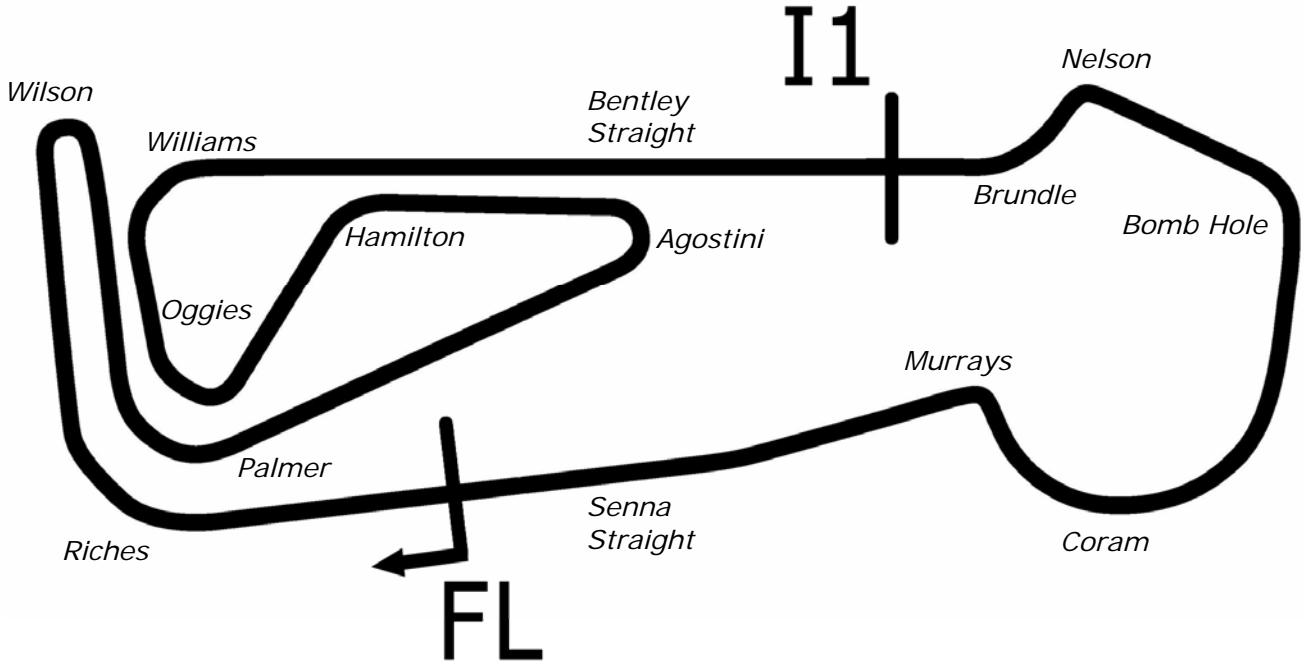
Results Provided by Timing Solutions Ltd
www.tsl-timing.com

Snetterton 300



SPORTS TIMING

TIMING SOLUTIONS LTD



Length	2.9689 miles	4778.0 m	
FL		52.46340 N	0.94476 E
I1	3198m	52.46617 N	0.94964 E
Pit Entry	4572m	52.46364 N	0.94774 E
Pit Exit	40m after FL	52.46338 N	0.94420 E
Pit Entry–Pit Exit 246m, 14.7s @60kph, 11.0s @80kph			

All results available at www.tsl-timing.com

BMCRC - MRO Championships 2019 - Rnd 5 @ Snetterton



MRO Minitwins & BMCRC Rookie Minitwins

QUALIFYING - CLASSIFICATION

POS	NO	CL	PIC NAME	ENTRY	TIME	ON	LAPS	GAP	DIFF	MPH
1	26		Glynn DAVIES	Suzuki -	2:20.771	2	2			75.92
2	13		Wil GREEN	Suzuki - Faith Fueled Racing	2:23.129	2	2	2.358	2.358	74.67
3	9		Mark TAYLOR	Suzuki - SDC Performance	2:23.832	3	5	3.061	0.703	74.30
4	156		Michael STONE	Suzuki -	2:25.509	3	3	4.738	1.677	73.45
5	76		Phillip RODGERS	Suzuki - pinbadgelab.co.uk	2:25.612	3	4	4.841	0.103	73.40
6	19		Kevin LILLEY	Suzuki - Vanson Leathers	2:25.819	3	6	5.048	0.207	73.29
7	17	R	Tommy DOWNES (R)	Suzuki - Ray Gnarley/ MoreMoto	2:27.083	2	2	6.312	1.264	72.66
8	171		Colin CLUNE	Suzuki -	2:27.240	3	5	6.469	0.157	72.58
9	74		Daniel SINGLETON	Suzuki - Bambino Developments Racing	2:27.999	3	3	7.228	0.759	72.21
10	181		Robert FRANKLIN	Suzuki - RCF GARDENS	2:29.929	3	4	9.158	1.930	71.28
11	46		Jeff MORRIS	Suzuki -	2:29.931	2	3	9.160	0.002	71.28
12	0		Luke STANLEY	Suzuki - Urban Race Tribe	2:29.931	3	3	9.160	0.000	71.28
13	78		Keith POVAH	Suzuki - 78Plate.com Screenprinting/@crap.sack	2:30.340	3	3	9.569	0.409	71.09
14	51		Andrew DURANT	Suzuki -	2:31.220	3	3	10.449	0.880	70.67
15	84		Ricardo BRANCO	Suzuki - IMP Racing	2:33.346	2	3	12.575	2.126	69.69
16	34	R	Dan THOMAS (R)	Suzuki -	2:33.694	3	3	12.923	0.348	69.54
17	44		Tony PARKER	Suzuki - Emerald Elevators	2:34.668	3	4	13.897	0.974	69.10
18	192		Daniel MOFFA	Suzuki - DM Racing	2:34.965	2	5	14.194	0.297	68.97
19	81		Malvern MAY	Suzuki -	2:35.110	4	4	14.339	0.145	68.90
20	40	R	Simon WILKINSON	Suzuki - S P Wilkinson Engineering Ltd	2:35.939	2	5	15.168	0.829	68.54
21	56		Jamie INGHAM	Suzuki - Oadby motorcycle services	2:36.288	3	4	15.517	0.349	68.38
22	159		Benn RIDGWELL	Suzuki - Ridgely Racing	2:36.579	3	3	15.808	0.291	68.25
23	611	R	David CURTIS	Kawasaki - CSS/The wife	2:36.647	2	4	15.876	0.068	68.23
24	137		Charlie CRAWT	Suzuki - Pass Bike Motorcycle Training Ltd & Sublime De	2:37.190	3	5	16.419	0.543	67.99
25	48		Shaun WALLIS	Suzuki - Watling Tyres	2:38.300	2	2	17.529	1.110	67.51
26	50		Adam RIDGWELL	Suzuki - Mike 'the hunter' Powell	2:40.951	5	5	20.180	2.651	66.40
27	232	R	Matt WETHERELL	Suzuki - MSG Racing/Lamonde.com/FWR Tyres	2:41.049	2	4	20.278	0.098	66.36
28	86		Paul WITHERINGTON	Suzuki - PJW Plumbers	2:42.540	2	2	21.769	1.491	65.75
29	112	R	Jamie NAGY	Suzuki - Steelmate	2:42.981	3	4	22.210	0.441	65.57
30	194	R	Simon GARDNER	Kawasaki - Utillery	2:43.422	3	3	22.651	0.441	65.40
31	80		Leon STEWART	Suzuki -	2:45.641	3	5	24.870	2.219	64.52
32	58		Stacey KILLWORTH	Suzuki - BK/Everns	2:45.976	2	3	25.205	0.335	64.39
33	126		Damien LECHAUVE	Suzuki -	2:49.512	1	1	28.741	3.536	63.05
34	43		Robert DAVIE	Suzuki -	2:51.823	2	2	31.052	2.311	62.20
35	60	R	Alan HENSBY	Suzuki -	3:10.180	2	2	49.409	18.357	56.19
36	20	R	Steve MALE	Suzuki - ATB Racing	3:10.637	2	4	49.866	0.457	56.06
37	121	R	Sam KENT	Suzuki -			0			
38	184		David TWYFORD	Suzuki -			0			

Snetterton 300
Circuit Length = 2.9689 miles
Start: 09:49 Flag 10:02 End: 10:05

Weather / Track : Showers / Wet

These results are provisional until the conclusion of any judicial and technical matters.

Clerk Of Course :	Timekeeper :
-------------------	--------------

Results can be found at www.tsl-timing.com

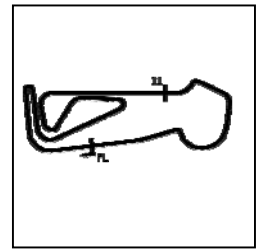
Printed - 10:05 Saturday, 08 June 2019



BMCRC - MRO Championships 2019 - Rnd 5 @ Snetterton

MRO Minitwins & BMCRC Rookie Minitwins

QUALIFYING - SECTOR ANALYSIS



SECTOR 1 = FL to I1, SECTOR 2 = I1 to FL, DIFF = Difference To Personal Best Lap, P = Crossed Finish Line in Pit Lane, D = Time Disallowed

P1	26	Glynn DAVIES	Suzuki -			
IDEAL LAP TIME : 2:20.771		BEST LAP TIME : 2:20.771		DIFFERENCE : 0.000		
LAP	SECTOR 1	SECTOR 2	LAP TIME	MPH	DIFF	TIME OF DAY
1 -	1:37.611	49.260	2:26.871 (2)	72.77	6.100	09:52:13.243
2 -	1:33.379	47.392	2:20.771 (1)	75.92		09:54:34.014
P2	13	Wil GREEN	Suzuki - Faith Fueled Racing			
IDEAL LAP TIME : 2:23.129		BEST LAP TIME : 2:23.129		DIFFERENCE : 0.000		
LAP	SECTOR 1	SECTOR 2	LAP TIME	MPH	DIFF	TIME OF DAY
1 -	1:38.124	49.336	2:27.460 (2)	72.48	4.331	09:52:13.792
2 -	1:34.680	48.449	2:23.129 (1)	74.67		09:54:36.921
P3	9	Mark TAYLOR	Suzuki - SDC Performance			
IDEAL LAP TIME : 2:23.576		BEST LAP TIME : 2:23.832		DIFFERENCE : 0.256		
LAP	SECTOR 1	SECTOR 2	LAP TIME	MPH	DIFF	TIME OF DAY
1 -	1:42.090	50.696	2:32.786	69.95	8.954	09:52:20.674
2 -	1:37.398	48.649	2:26.047 (2)	73.18	2.215	09:54:46.721
3 -	1:34.927	48.905	2:23.832 (1)	74.30		09:57:10.553
4 -	1:38.263	51.278	2:29.541 (3)	71.47	5.709	09:59:40.094
5 -	1:50.042	55.594	2:45.636	64.52	21.804	10:02:25.730
P4	156	Michael STONE	Suzuki -			
IDEAL LAP TIME : 2:25.509		BEST LAP TIME : 2:25.509		DIFFERENCE : 0.000		
LAP	SECTOR 1	SECTOR 2	LAP TIME	MPH	DIFF	TIME OF DAY
1 -	1:45.430	53.348	2:38.778 (3)	67.31	13.269	09:52:35.457
2 -	1:40.279	50.535	2:30.814 (2)	70.86	5.305	09:55:06.271
3 -	1:35.380	50.129	2:25.509 (1)	73.45		09:57:31.780
P5	76	Phillip RODGERS	Suzuki - pinbadgelab.co.uk			
IDEAL LAP TIME : 2:25.612		BEST LAP TIME : 2:25.612		DIFFERENCE : 0.000		
LAP	SECTOR 1	SECTOR 2	LAP TIME	MPH	DIFF	TIME OF DAY
1 -	1:45.886	53.012	2:38.898	67.26	13.286	09:52:34.453
2 -	1:39.903	49.664	2:29.567 (3)	71.46	3.955	09:55:04.020
3 -	1:36.433	49.179	2:25.612 (1)	73.40		09:57:29.632
4 -	1:37.814	49.396	2:27.210 (2)	72.60	1.598	09:59:56.842
P6	19	Kevin LILLEY	Suzuki - Vanson Leathers			
IDEAL LAP TIME : 2:24.775		BEST LAP TIME : 2:25.819		DIFFERENCE : 1.044		
LAP	SECTOR 1	SECTOR 2	LAP TIME	MPH	DIFF	TIME OF DAY
1 -	1:42.826	50.308	2:33.134	69.79	7.315	09:52:23.564
2 -	1:38.154	49.210	2:27.364 (2)	72.52	1.545	09:54:50.928
3 -	1:35.565	50.254	2:25.819 (1)	73.29		09:57:16.747
4 -	1:37.730	50.498	2:28.228 (3)	72.10	2.409	09:59:44.975
5 -	1:41.672	52.073	2:33.745	69.51	7.926	10:02:18.720
6 -	1:40.596	51.579	2:32.175	70.23	6.356	10:04:50.895
P7	17 R	Tommy DOWNES (R)	Suzuki - Ray Gnarley/ MoreMoto			
IDEAL LAP TIME : 2:27.083		BEST LAP TIME : 2:27.083		DIFFERENCE : 0.000		
LAP	SECTOR 1	SECTOR 2	LAP TIME	MPH	DIFF	TIME OF DAY
1 -	1:42.367	50.586	2:32.953 (2)	69.87	5.870	09:52:23.879
2 -	1:37.377	49.706	2:27.083 (1)	72.66		09:54:50.962
P8	171	Colin CLUNE	Suzuki -			
IDEAL LAP TIME : 2:26.090		BEST LAP TIME : 2:27.240		DIFFERENCE : 1.150		
LAP	SECTOR 1	SECTOR 2	LAP TIME	MPH	DIFF	TIME OF DAY

Weather / Track : Showers / Wet

Results can be found at www.tsl-timing.com

Page 1 of 5

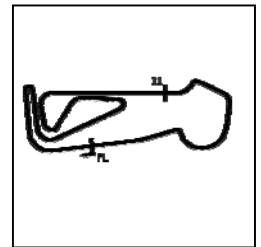
Snetterton 300
Circuit Length = 2.9689 miles
Start: 09:49 Flag 10:02 End: 10:05

Printed - 10:06 Saturday, 08 June 2019

BMCRC - MRO Championships 2019 - Rnd 5 @ Snetterton

MRO Minitwins & BMCRC Rookie Minitwins

QUALIFYING - SECTOR ANALYSIS



SECTOR 1 = FL to I1, SECTOR 2 = I1 to FL, DIFF = Difference To Personal Best Lap, P = Crossed Finish Line in Pit Lane, D = Time Disallowed

1 -	1:46.758	54.112	2:40.870	66.43	13.630	09:52:34.842
2 -	1:40.587	49.405	2:29.992 (2)	71.25	2.752	09:55:04.834
3 -	1:36.685	50.555	2:27.240 (1)	72.58		09:57:32.074
4 -	1:38.951	51.627	2:30.578 (3)	70.98	3.338	10:00:02.652
5 -	1:42.606	52.240	2:34.846	69.02	7.606	10:02:37.498

P9	74	Daniel SINGLETON	Suzuki - Bambino Developments Racing			
IDEAL LAP TIME : 2:27.999		BEST LAP TIME : 2:27.999	DIFFERENCE : 0.000			
LAP	SECTOR 1	SECTOR 2	LAP TIME	MPH	DIFF	TIME OF DAY
1 -	OUTLAP	52.417	2:37.053	68.05	9.054	09:59:39.930
2 -	1:39.925	50.638	2:30.563 (2)	70.98	2.564	10:02:10.493
3 -	1:37.418	50.581	2:27.999 (1)	72.21		10:04:38.492

P10	181	Robert FRANKLIN	Suzuki - RCF GARDENS			
IDEAL LAP TIME : 2:29.929		BEST LAP TIME : 2:29.929	DIFFERENCE : 0.000			
LAP	SECTOR 1	SECTOR 2	LAP TIME	MPH	DIFF	TIME OF DAY
1 -	1:45.122	54.432	2:39.554	66.98	9.625	09:52:34.837
2 -	1:40.864	52.252	2:33.116 (3)	69.80	3.187	09:55:07.953
3 -	1:38.880	51.049	2:29.929 (1)	71.28		09:57:37.882
4 -	1:40.084	51.442	2:31.526 (2)	70.53	1.597	10:00:09.408

P11	46	Jeff MORRIS	Suzuki -			
IDEAL LAP TIME : 2:29.931		BEST LAP TIME : 2:29.931	DIFFERENCE : 0.000			
LAP	SECTOR 1	SECTOR 2	LAP TIME	MPH	DIFF	TIME OF DAY
1 -	1:49.461	55.599	2:45.060 (3)	64.75	15.129	09:52:42.516
2 -	1:39.596	50.335	2:29.931 (1)	71.28		09:55:12.447
3 -	1:40.017	51.751	2:31.768 (2)	70.42	1.837	09:57:44.215

P12	0	Luke STANLEY	Suzuki - Urban Race Tribe			
IDEAL LAP TIME : 2:29.931		BEST LAP TIME : 2:29.931	DIFFERENCE : 0.000			
LAP	SECTOR 1	SECTOR 2	LAP TIME	MPH	DIFF	TIME OF DAY
1 -	1:45.917	53.394	2:39.311 (3)	67.08	9.380	09:52:29.585
2 -	1:41.270	51.424	2:32.694 (2)	69.99	2.763	09:55:02.279
3 -	1:38.824	51.107	2:29.931 (1)	71.28		09:57:32.210

P13	78	Keith POVAH	Suzuki - 78Plate.com Screenprinting/@crap.sack			
IDEAL LAP TIME : 2:30.290		BEST LAP TIME : 2:30.340	DIFFERENCE : 0.050			
LAP	SECTOR 1	SECTOR 2	LAP TIME	MPH	DIFF	TIME OF DAY
1 -	1:42.493	53.151	2:35.644 (3)	68.67	5.304	09:53:10.859
2 -	1:39.582	52.036	2:31.618 (2)	70.49	1.278	09:55:42.477
3 -	1:39.632	50.708	2:30.340 (1)	71.09		09:58:12.817

P14	51	Andrew DURANT	Suzuki -			
IDEAL LAP TIME : 2:31.220		BEST LAP TIME : 2:31.220	DIFFERENCE : 0.000			
LAP	SECTOR 1	SECTOR 2	LAP TIME	MPH	DIFF	TIME OF DAY
1 -	1:48.719	53.825	2:42.544 (3)	65.75	11.324	09:52:33.786
2 -	1:42.224	53.046	2:35.270 (2)	68.83	4.050	09:55:09.056
3 -	1:38.886	52.334	2:31.220 (1)	70.67		09:57:40.276

P15	84	Ricardo BRANCO	Suzuki - IMP Racing			
IDEAL LAP TIME : 2:33.021		BEST LAP TIME : 2:33.346	DIFFERENCE : 0.325			
LAP	SECTOR 1	SECTOR 2	LAP TIME	MPH	DIFF	TIME OF DAY
1 -	1:46.690	53.210	2:39.900 (3)	66.84	6.554	09:52:32.894
2 -	1:40.917	52.429	2:33.346 (1)	69.69		09:55:06.240
3 -	1:40.592	52.802	2:33.394 (2)	69.67	0.048	09:57:39.634

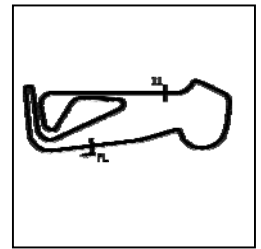
Weather / Track : Showers / Wet

Snetterton 300
Circuit Length = 2.9689 miles
Start: 09:49 Flag 10:02 End: 10:05

BMCRC - MRO Championships 2019 - Rnd 5 @ Snetterton

MRO Minitwins & BMCRC Rookie Minitwins

QUALIFYING - SECTOR ANALYSIS



SECTOR 1 = FL to I1, SECTOR 2 = I1 to FL, DIFF = Difference To Personal Best Lap, P = Crossed Finish Line in Pit Lane, D = Time Disallowed

P16 34 R		Dan THOMAS (R)		Suzuki -			
IDEAL LAP TIME : 2:33.694		BEST LAP TIME : 2:33.694		DIFFERENCE : 0.000			
LAP	SECTOR 1	SECTOR 2	LAP TIME	MPH	DIFF	TIME OF DAY	
1 -	1:53.030	55.492	2:48.522 (3)	63.42	14.828	09:52:50.181	
2 -	1:42.913	55.584	2:38.497 (2)	67.43	4.803	09:55:28.678	
3 -	1:41.143	52.551	2:33.694 (1)	69.54		09:58:02.372	

P17 44		Tony PARKER		Suzuki - Emerald Elevators			
IDEAL LAP TIME : 2:34.645		BEST LAP TIME : 2:34.668		DIFFERENCE : 0.023			
LAP	SECTOR 1	SECTOR 2	LAP TIME	MPH	DIFF	TIME OF DAY	
1 -	1:50.898	56.947	2:47.845	63.67	13.177	09:53:18.868	
2 -	1:45.118	52.655	2:37.773 (2)	67.74	3.105	09:55:56.641	
3 -	1:41.990	52.678	2:34.668 (1)	69.10		09:58:31.309	
4 -	1:46.797	54.875	2:41.672 (3)	66.10	7.004	10:01:12.981	

P18 192		Daniel MOFFA		Suzuki - DM Racing			
IDEAL LAP TIME : 2:33.786		BEST LAP TIME : 2:34.965		DIFFERENCE : 1.179			
LAP	SECTOR 1	SECTOR 2	LAP TIME	MPH	DIFF	TIME OF DAY	
1 -	1:52.618	55.350	2:47.968	63.63	13.003	09:52:45.756	
2 -	1:41.181	53.784	2:34.965 (1)	68.97		09:55:20.721	
3 -	1:43.599	53.134	2:36.733	68.19	1.768	09:57:57.454	
4 -	1:42.352	53.830	2:36.182 (3)	68.43	1.217	10:00:33.636	
5 -	1:42.899	52.605	2:35.504 (2)	68.73	0.539	10:03:09.140	

P19 81		Malvern MAY		Suzuki -			
IDEAL LAP TIME : 2:33.013		BEST LAP TIME : 2:35.110		DIFFERENCE : 2.097			
LAP	SECTOR 1	SECTOR 2	LAP TIME	MPH	DIFF	TIME OF DAY	
1 -	1:52.282	58.181	2:50.463	62.70	15.353	09:52:44.899	
2 -	1:41.492	54.348	2:35.840 (3)	68.58	0.730	09:55:20.739	
3 -	1:43.954	51.521	2:35.475 (2)	68.74	0.365	09:57:56.214	
4 -	1:43.062	52.048	2:35.110 (1)	68.90		10:00:31.324	

P20 40 R		Simon WILKINSON		Suzuki - S P Wilkinson Engineering Ltd			
IDEAL LAP TIME : 2:35.939		BEST LAP TIME : 2:35.939		DIFFERENCE : 0.000			
LAP	SECTOR 1	SECTOR 2	LAP TIME	MPH	DIFF	TIME OF DAY	
1 -	1:50.171	57.188	2:47.359	63.86	11.420	09:52:43.792	
2 -	1:41.635	54.304	2:35.939 (1)	68.54		09:55:19.731	
3 -	1:46.799	54.321	2:41.120	66.33	5.181	09:58:00.851	
4 -	1:43.832	54.527	2:38.359 (2)	67.49	2.420	10:00:39.210	
5 -	1:44.438	55.113	2:39.551 (3)	66.98	3.612	10:03:18.761	

P21 56		Jamie INGHAM		Suzuki - Oadby motorcycle services			
IDEAL LAP TIME : 2:36.095		BEST LAP TIME : 2:36.288		DIFFERENCE : 0.193			
LAP	SECTOR 1	SECTOR 2	LAP TIME	MPH	DIFF	TIME OF DAY	
1 -	1:48.230	IN PIT	6:58.253 P	25.55	4:21.965	09:56:50.278	
2 -	OUTLAP	55.364	2:48.716	63.34	12.428	09:59:38.994	
3 -	1:44.192	52.096	2:36.288 (1)	68.38		10:02:15.282	
4 -	1:43.999	52.480	2:36.479 (2)	68.30	0.191	10:04:51.761	

P22 159		Benn RIDGWELL		Suzuki - Ridgely Racing			
IDEAL LAP TIME : 2:35.671		BEST LAP TIME : 2:36.579		DIFFERENCE : 0.908			
LAP	SECTOR 1	SECTOR 2	LAP TIME	MPH	DIFF	TIME OF DAY	
1 -	1:47.344	54.588	2:41.932 (3)	66.00	5.353	09:52:29.990	
2 -	1:45.589	52.528	2:38.117 (2)	67.59	1.538	09:55:08.107	
3 -	1:43.143	53.436	2:36.579 (1)	68.25		09:57:44.686	

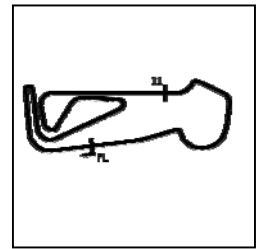
Weather / Track : Showers / Wet

Snetterton 300
Circuit Length = 2.9689 miles
Start: 09:49 Flag 10:02 End: 10:05

BMCRC - MRO Championships 2019 - Rnd 5 @ Snetterton

MRO Minitwins & BMCRC Rookie Minitwins

QUALIFYING - SECTOR ANALYSIS



SECTOR 1 = FL to I1, SECTOR 2 = I1 to FL, DIFF = Difference To Personal Best Lap, P = Crossed Finish Line in Pit Lane, D = Time Disallowed

P23 611 R		David CURTIS		Kawasaki - CSS/The wife			
IDEAL LAP TIME : 2:35.023		BEST LAP TIME : 2:36.647		DIFFERENCE : 1.624			
LAP	SECTOR 1	SECTOR 2	LAP TIME	MPH	DIFF	TIME OF DAY	
1 -	1:49.664	55.122	2:44.786	64.86	8.139	09:52:43.574	
2 -	1:42.045	54.602	2:36.647 (1)	68.23		09:55:20.221	
3 -	1:45.286	52.978	2:38.264 (2)	67.53	1.617	09:57:58.485	
4 -	1:45.496	53.723	2:39.219 (3)	67.12	2.572	10:00:37.704	

P24 137		Charlie CRAWT		Suzuki - Pass Bike Motorcycle Training Ltd & Sublime Designs			
IDEAL LAP TIME : 2:32.776		BEST LAP TIME : 2:37.190		DIFFERENCE : 4.414			
LAP	SECTOR 1	SECTOR 2	LAP TIME	MPH	DIFF	TIME OF DAY	
1 -	1:42.809	IN PIT	3:13.440 P	55.25	36.250	09:54:18.816	
2 -	OUTLAP	51.256	2:35.096	68.91		09:56:53.912	
3 -	1:41.520	55.670	2:37.190 (1)	67.99		09:59:31.102	
4 -	1:45.531	54.674	2:40.205 (3)	66.71	3.015	10:02:11.307	
5 -	1:44.068	53.817	2:37.885 (2)	67.69	0.695	10:04:49.192	

P25 48		Shaun WALLIS		Suzuki - Walling Tyres			
IDEAL LAP TIME : 2:38.300		BEST LAP TIME : 2:38.300		DIFFERENCE : 0.000			
LAP	SECTOR 1	SECTOR 2	LAP TIME	MPH	DIFF	TIME OF DAY	
1 -	1:51.424	58.993	2:50.417 (2)	62.71	12.117	09:52:39.844	
2 -	1:45.555	52.745	2:38.300 (1)	67.51		09:55:18.144	

P26 50		Adam RIDGWELL		Suzuki - Mike 'the hunter' Powell			
IDEAL LAP TIME : 2:40.517		BEST LAP TIME : 2:40.951		DIFFERENCE : 0.434			
LAP	SECTOR 1	SECTOR 2	LAP TIME	MPH	DIFF	TIME OF DAY	
1 -	1:51.732	55.796	2:47.528	63.79	6.577	09:52:35.720	
2 -	1:46.823	55.085	2:41.908 (2)	66.01	0.957	09:55:17.628	
3 -	1:49.257	55.888	2:45.145 (3)	64.71	4.194	09:58:02.773	
4 -	1:48.907	56.703	2:45.610	64.53	4.659	10:00:48.383	
5 -	1:45.432	55.519	2:40.951 (1)	66.40		10:03:29.334	

P27 232 R		Matt WETHERELL		Suzuki - MSG Racing/Lamonde.com/FWR Tyres			
IDEAL LAP TIME : 2:41.049		BEST LAP TIME : 2:41.049		DIFFERENCE : 0.000			
LAP	SECTOR 1	SECTOR 2	LAP TIME	MPH	DIFF	TIME OF DAY	
1 -	1:49.999	59.613	2:49.612 (2)	63.01	8.563	09:52:47.686	
2 -	1:45.146	55.903	2:41.049 (1)	66.36		09:55:28.735	
3 -	1:45.348	IN PIT	6:38.619 P	26.81	3:57.570	10:02:07.354	
4 -	OUTLAP	56.275	2:51.441	62.34	10.392	10:04:58.795	

P28 86		Paul WITHERINGTON		Suzuki - PJW Plumbers			
IDEAL LAP TIME : 2:42.540		BEST LAP TIME : 2:42.540		DIFFERENCE : 0.000			
LAP	SECTOR 1	SECTOR 2	LAP TIME	MPH	DIFF	TIME OF DAY	
1 -	OUTLAP	57.354	2:54.960	61.08	12.420	10:00:35.844	
2 -	1:47.625	54.915	2:42.540 (1)	65.75		10:03:18.384	

P29 112 R		Jamie NAGY		Suzuki - Steelmate			
IDEAL LAP TIME : 2:42.479		BEST LAP TIME : 2:42.981		DIFFERENCE : 0.502			
LAP	SECTOR 1	SECTOR 2	LAP TIME	MPH	DIFF	TIME OF DAY	
1 -	2:01.211	1:00.118	3:01.329	58.94	18.348	09:52:58.497	
2 -	1:49.755	55.534	2:45.289 (2)	64.66	2.308	09:55:43.786	
3 -	1:46.945	56.036	2:42.981 (1)	65.57		09:58:26.767	
4 -	1:53.459	58.694	2:52.153 (3)	62.08	9.172	10:01:18.920	

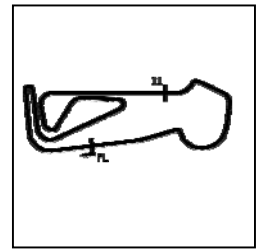
Weather / Track : Showers / Wet

Snetterton 300
Circuit Length = 2.9689 miles
Start: 09:49 Flag 10:02 End: 10:05

BMCRC - MRO Championships 2019 - Rnd 5 @ Snetterton

MRO Minitwins & BMCRC Rookie Minitwins

QUALIFYING - SECTOR ANALYSIS



SECTOR 1 = FL to I1, SECTOR 2 = I1 to FL, DIFF = Difference To Personal Best Lap, P = Crossed Finish Line in Pit Lane, D = Time Disallowed

P30 194 R		Simon GARDNER		Kawasaki - Utilergy		
IDEAL LAP TIME : 2:43.422		BEST LAP TIME : 2:43.422		DIFFERENCE : 0.000		
LAP	SECTOR 1	SECTOR 2	LAP TIME	MPH	DIFF	TIME OF DAY
1 -	2:01.906	58.192	3:00.098 (3)	59.34	16.676	09:53:01.868
2 -	1:48.170	57.009	2:45.179 (2)	64.70	1.757	09:55:47.047
3 -	1:47.751	55.671	2:43.422 (1)	65.40		09:58:30.469

P31 80		Leon STEWART		Suzuki -		
IDEAL LAP TIME : 2:45.333		BEST LAP TIME : 2:45.641		DIFFERENCE : 0.308		
LAP	SECTOR 1	SECTOR 2	LAP TIME	MPH	DIFF	TIME OF DAY
1 -	2:07.087	58.783	3:05.870	57.50	20.229	09:53:04.902
2 -	1:55.605	56.063	2:51.668 (3)	62.26	6.027	09:55:56.570
3 -	1:49.729	55.912	2:45.641 (1)	64.52		09:58:42.211
4 -	1:57.599	57.577	2:55.176	61.01	9.535	10:01:37.387
5 -	1:50.325	55.604	2:45.929 (2)	64.41	0.288	10:04:23.316

P32 58		Stacey KILLWORTH		Suzuki - BK/Everns		
IDEAL LAP TIME : 2:44.969		BEST LAP TIME : 2:45.976		DIFFERENCE : 1.007		
LAP	SECTOR 1	SECTOR 2	LAP TIME	MPH	DIFF	TIME OF DAY
1 -	1:50.631	56.713	2:47.344 (3)	63.86	1.368	09:52:36.515
2 -	1:48.879	57.097	2:45.976 (1)	64.39		09:55:22.491
3 -	1:50.758	56.090	2:46.848 (2)	64.05	0.872	09:58:09.339

P33 126		Damien LECHAUVE		Suzuki -		
IDEAL LAP TIME : 2:39.332		BEST LAP TIME : 2:49.512		DIFFERENCE : 10.180		
LAP	SECTOR 1	SECTOR 2	LAP TIME	MPH	DIFF	TIME OF DAY
1 -	1:53.341	56.171	2:49.512 (1)	63.05		09:52:42.640

P34 43		Robert DAVIE		Suzuki -		
IDEAL LAP TIME : 2:51.823		BEST LAP TIME : 2:51.823		DIFFERENCE : 0.000		
LAP	SECTOR 1	SECTOR 2	LAP TIME	MPH	DIFF	TIME OF DAY
1 -	1:59.691	1:00.132	2:59.823 (2)	59.43	8.000	09:52:55.751
2 -	1:53.320	58.503	2:51.823 (1)	62.20		09:55:47.574

P35 60 R		Alan HENSBY		Suzuki -		
IDEAL LAP TIME : 3:10.133		BEST LAP TIME : 3:10.180		DIFFERENCE : 0.047		
LAP	SECTOR 1	SECTOR 2	LAP TIME	MPH	DIFF	TIME OF DAY
1 -	2:08.247	1:05.826	3:14.073 (2)	55.07	3.893	09:53:15.698
2 -	2:05.181	1:04.999	3:10.180 (1)	56.19		09:56:25.878

P36 20 R		Steve MALE		Suzuki - ATB Racing		
IDEAL LAP TIME : 3:09.683		BEST LAP TIME : 3:10.637		DIFFERENCE : 0.954		
LAP	SECTOR 1	SECTOR 2	LAP TIME	MPH	DIFF	TIME OF DAY
1 -	2:11.292	1:04.774	3:16.066 (3)	54.51	5.429	09:53:16.878
2 -	2:06.574	1:04.063	3:10.637 (1)	56.06		09:56:27.515
3 -	2:05.620	1:07.514	3:13.134 (2)	55.34	2.497	09:59:40.649
4 -	2:09.838	1:07.260	3:17.098	54.22	6.461	10:02:57.747

Weather / Track : Showers / Wet

Snetterton 300
Circuit Length = 2.9689 miles
Start: 09:49 Flag 10:02 End: 10:05

BMCRC - MRO Championships 2019 - Rnd 5 @ Snetterton

MRO Minitwins & BMCRC Rookie Minitwins

QUALIFYING - BEST SECTORS

SECTOR 1				SECTOR 2				IDEAL / BEST COMPARISON				
POS	NO	NAME	TIME	NO	NAME	TIME	POS	NO	NAME	IDEAL	BEST	DIFF
									PERFECT LAP	2:20.771		
1	26	DAVIES	1:33.379	26	DAVIES	47.392	1	26	DAVIES	2:20.771	2:20.771	0.000
2	13	GREEN	1:34.680	13	GREEN	48.449	2	13	GREEN	2:23.129	2:23.129	0.000
3	9	TAYLOR	1:34.927	9	TAYLOR	48.649	3	9	TAYLOR	2:23.576	2:23.832	0.256
4	156	STONE	1:35.380	76	RODGERS	49.179	4	19	LILLEY	2:24.775	2:25.819	1.044
5	19	LILLEY	1:35.565	19	LILLEY	49.210	5	156	STONE	2:25.509	2:25.509	0.000
6	76	RODGERS	1:36.433	171	CLUNE	49.405	6	76	RODGERS	2:25.612	2:25.612	0.000
7	171	CLUNE	1:36.685	17	DOWNES (R)	49.706	7	171	CLUNE	2:26.090	2:27.240	1.150
8	17	DOWNES (R)	1:37.377	156	STONE	50.129	8	17	DOWNES (R)	2:27.083	2:27.083	0.000
9	74	SINGLETON	1:37.418	46	MORRIS	50.335	9	74	SINGLETON	2:27.999	2:27.999	0.000
10	0	STANLEY	1:38.824	74	SINGLETON	50.581	10	181	FRANKLIN	2:29.929	2:29.929	0.000
11	181	FRANKLIN	1:38.880	78	POVAH	50.708	11	0	STANLEY	2:29.931	2:29.931	0.000
12	51	DURANT	1:38.886	181	FRANKLIN	51.049	12	46	MORRIS	2:29.931	2:29.931	0.000
13	78	POVAH	1:39.582	0	STANLEY	51.107	13	78	POVAH	2:30.290	2:30.340	0.050
14	46	MORRIS	1:39.596	137	CRAWT	51.256	14	51	DURANT	2:31.220	2:31.220	0.000
15	84	BRANCO	1:40.592	81	MAY	51.521	15	137	CRAWT	2:32.776	2:37.190	4.414
16	34	THOMAS (R)	1:41.143	56	INGHAM	52.096	16	81	MAY	2:33.013	2:35.110	2.097
17	192	MOFFA	1:41.181	51	DURANT	52.334	17	84	BRANCO	2:33.021	2:33.346	0.325
18	81	MAY	1:41.492	84	BRANCO	52.429	18	34	THOMAS (R)	2:33.694	2:33.694	0.000
19	137	CRAWT	1:41.520	159	RIDGWELL	52.528	19	192	MOFFA	2:33.786	2:34.965	1.179
20	40	WILKINSON	1:41.635	34	THOMAS (R)	52.551	20	44	PARKER	2:34.645	2:34.668	0.023
21	44	PARKER	1:41.990	192	MOFFA	52.605	21	611	CURTIS	2:35.023	2:36.647	1.624
22	611	CURTIS	1:42.045	44	PARKER	52.655	22	159	RIDGWELL	2:35.671	2:36.579	0.908
23	159	RIDGWELL	1:43.143	48	WALLIS	52.745	23	40	WILKINSON	2:35.939	2:35.939	0.000
24	126	LECHAUVE	1:43.161	611	CURTIS	52.978	24	56	INGHAM	2:36.095	2:36.288	0.193
25	56	INGHAM	1:43.999	40	WILKINSON	54.304	25	48	WALLIS	2:38.300	2:38.300	0.000
26	232	WETHERELL	1:45.146	86	WITHERINGTON	54.915	26	126	LECHAUVE	2:39.332	2:49.512	10.180
27	50	RIDGWELL	1:45.432	50	RIDGWELL	55.085	27	50	RIDGWELL	2:40.517	2:40.951	0.434
28	48	WALLIS	1:45.555	112	NAGY	55.534	28	232	WETHERELL	2:41.049	2:41.049	0.000
29	112	NAGY	1:46.945	80	STEWART	55.604	29	112	NAGY	2:42.479	2:42.981	0.502
30	86	WITHERINGTON	1:47.625	194	GARDNER	55.671	30	86	WITHERINGTON	2:42.540	2:42.540	0.000
31	194	GARDNER	1:47.751	232	WETHERELL	55.903	31	194	GARDNER	2:43.422	2:43.422	0.000
32	58	KILLWORTH	1:48.879	58	KILLWORTH	56.090	32	58	KILLWORTH	2:44.969	2:45.976	1.007
33	80	STEWART	1:49.729	126	LECHAUVE	56.171	33	80	STEWART	2:45.333	2:45.641	0.308
34	43	DAVIE	1:53.320	43	DAVIE	58.503	34	43	DAVIE	2:51.823	2:51.823	0.000
35	60	HENSBY	2:05.134	20	MALE	1:04.063	35	20	MALE	3:09.683	3:10.637	0.954
36	20	MALE	2:05.620	60	HENSBY	1:04.999	36	60	HENSBY	3:10.133	3:10.180	0.047
37												
38												

Weather / Track : Showers / Wet

Results can be found at www.tsl-timing.com

Snetterton 300

Circuit Length = 2.9689 miles

Start: 09:49 Flag 10:02 End: 10:05

Printed - 10:06 Saturday, 08 June 2019

BMCRC - MRO Championships 2019 - Rnd 5 @ Snetterton



MRO Minitwins & BMCRC Rookie Minitwins

RACE 4 - GRID (5 Laps)

ROW 13	39	199	Michael FROST	38	184	David TWYFORD	37	121	Sam KENT
ROW 12	36	20	Steve MALE	35	60	Alan HENSBY	34	43	Robert DAVIE
ROW 11	33	126	Damien LECHAUVE	32	58	Stacey KILLWORTH	31	80	Leon STEWART
ROW 10	30	194	Simon GARDNER	29	112	Jamie NAGY	28	86	Paul WITHERINGTON
ROW 9	27	232	Matt WETHERELL	26	50	Adam RIDGWELL	25	48	Shaun WALLIS
ROW 8	24	137	Charlie CRAWT	23	611	David CURTIS	22	159	Benn RIDGWELL
ROW 7	21	56	Jamie INGHAM	20	40	Simon WILKINSON	19	81	Malvern MAY
ROW 6	18	192	Daniel MOFFA	17	44	Tony PARKER	16	34	Dan THOMAS (R)
ROW 5	15	84	Ricardo BRANCO	14	51	Andrew DURANT	13	78	Keith POVAH
ROW 4	12	0	Luke STANLEY	11	46	Jeff MORRIS	10	181	Robert FRANKLIN
ROW 3	9	74	Daniel SINGLETON	8	171	Colin CLUNE	7	17	Tommy DOWNES (R)
ROW 2	6	19	Kevin LILLEY	5	76	Phillip RODGERS	4	156	Michael STONE
ROW 1	3	9	Mark TAYLOR	2	13	Wil GREEN	1	26	Glynn DAVIES
Pole									

Snetterton 300
Circuit Length = 2.9689 miles

These results are provisional until the conclusion of any judicial and technical matters.

Clerk Of Course :	Timekeeper :
-------------------	--------------

Results can be found at www.tsl-timing.com

Printed - 10:08 Saturday, 08 June 2019



BMCRC - MRO Championships 2019 - Rnd 5 @ Snetterton



MRO Minitwins & BMCRC Rookie Minitwins

RACE 4 - CLASSIFICATION

POS	NO	CL	PIC NAME	ENTRY	LAPS	TIME	GAP	DIFF	MPH	BEST	ON
1	74		Daniel SINGLETON	Suzuki - Bambino Developments Racing	5	12:52.464			69.18	2:31.067	5
2	26		Glynn DAVIES	Suzuki -	5	12:54.028	1.564	1.564	69.04	2:32.014	5
3	9		Mark TAYLOR	Suzuki - SDC Performance	5	13:06.842	14.378	12.814	67.91	2:35.002	2
4	184		David TWYFORD	Suzuki -	5	13:33.200	40.736	26.358	65.71	2:38.349	5
5	34	R	Dan THOMAS (R)	Suzuki -	5	13:33.860	41.396	0.660	65.66	2:39.603	5
6	78		Keith POVAH	Suzuki - 78Plate.com Screenprinting/@crap.sack	5	13:34.144	41.680	0.284	65.63	2:37.547	5
7	137		Charlie CRAWT	Suzuki - Pass Bike Motorcycle Training Ltd & Sublin	5	13:47.654	55.190	13.510	64.56	2:41.442	5
8	156		Michael STONE	Suzuki -	5	13:48.438	55.974	0.784	64.50	2:43.923	5
9	17	R	Tommy DOWNES (R)	Suzuki - Ray Gnarley/ MoreMoto	5	13:50.174	57.710	1.736	64.37	2:43.600	3
10	611	R	David CURTIS	Kawasaki - CSS/The wife	5	14:18.652	1:26.188	28.478	62.23	2:46.158	5
11	181		Robert FRANKLIN	Suzuki - RCF GARDENS	5	14:24.683	1:32.219	6.031	61.80	2:50.806	2
12	40	R	Simon WILKINSON	Suzuki - S P Wilkinson Engineering Ltd	5	14:25.065	1:32.601	0.382	61.77	2:50.022	4
13	46		Jeff MORRIS	Suzuki -	5	14:25.171	1:32.707	0.106	61.76	2:49.611	2
14	48		Shaun WALLIS	Suzuki - Watling Tyres	5	14:27.175	1:34.711	2.004	61.62	2:48.957	3
15	58		Stacey KILLWORTH	Suzuki - BK/Everns	5	14:35.297	1:42.833	8.122	61.05	2:50.896	5
16	56		Jamie INGHAM	Suzuki - Oadby motorcycle services	5	14:36.050	1:43.586	0.753	61.00	2:50.649	2
17	126		Damien LECHAUVE	Suzuki -	5	15:01.605	2:09.141	25.555	59.27	2:57.203	4
18	50		Adam RIDGWELL	Suzuki - Mike 'the hunter' Powell	5	15:24.403	2:31.939	22.798	57.81	3:01.175	2
19	44		Tony PARKER	Suzuki - Emerald Elevators	5	15:48.720	2:56.256	24.317	56.32	3:05.590	4
20	194	R	Simon GARDNER	Kawasaki - Utilergy	5	16:07.197	3:14.733	18.477	55.25	3:08.331	2
21	60	R	Alan HENSBY	Suzuki -	4	12:58.652	1 Lap	1 Lap	54.90	3:07.490	4
22	43		Robert DAVIE	Suzuki -	4	12:59.465	1 Lap	0.813	54.84	3:10.164	4
23	20	R	Steve MALE	Suzuki - ATB Racing	4	13:42.307	1 Lap	42.842	51.99	3:22.296	4

NOT CLASSIFIED

DNF	232	R	Matt WETHERELL	Suzuki - MSG Racing/Lamonde.com/FWR Tyres	4	10:56.185	1 Lap		65.15	2:39.303	3
DNF	86		Paul WITHERINGTON	Suzuki - PJW Plumbers	3	8:01.822	2 Laps	1 Lap	66.54	2:37.300	3
DNF	0		Luke STANLEY	Suzuki - Urban Race Tribe	3	8:37.295	2 Laps	35.473	61.98	2:48.175	3
DNF	19		Kevin LILLEY	Suzuki - Vanson Leathers	2	5:25.349	3 Laps	1 Lap	65.70	2:41.942	2
DNF	84		Ricardo BRANCO	Suzuki - IMP Racing	2	6:17.207	3 Laps	51.858	56.66	3:07.177	2
DNF	81		Malvern MAY	Suzuki -	1	2:54.743	4 Laps	1 Lap	61.16		
DNF	192		Daniel MOFFA	Suzuki - DM Racing	1	2:58.782	4 Laps	4.039	59.78		
DNF	159		Benn RIDGWELL	Suzuki - Ridgely Racing	1	2:59.969	4 Laps	1.187	59.38		
DNF	13		Will GREEN	Suzuki - Faith Fueled Racing	0						
DNF	76		Phillip RODGERS	Suzuki - pinbadgelab.co.uk	0						
DNF	171		Colin CLUNE	Suzuki -	0						
DNF	112	R	Jamie NAGY	Suzuki - Steelmate	0						
DNF	121	R	Sam KENT	Suzuki -	0						

FASTEST LAP

74	Daniel SINGLETON	Suzuki - Bambino Developments Racing	5	2:31.067	70.75 mph	113.86 kph
232	R Matt WETHERELL	Suzuki - MSG Racing/Lamonde.com/FWR Tyres	3	2:39.303	67.09 mph	107.97 kph

Class - 92.5% of Race Speed = 63.99 mph
 Class R - 92.5% of Race Speed = 60.73 mph

Snetterton 300
 Circuit Length = 2.9689 miles
 Start: 12:45 Flag 12:58 End: 13:01

Weather / Track : Rain / Wet

These results are provisional until the conclusion of any judicial and technical matters.

Clerk Of Course :	Timekeeper :
-------------------	--------------

Results can be found at www.tsl-timing.com

Printed - 13:02 Saturday, 08 June 2019



BMCRC - MRO Championships 2019 - Rnd 5 @ Snetterton

MRO Minitwins & BMCRC Rookie Minitwins

RACE 4 - LAP CHART

LAP 1 @ 12:48:01.454

NO	BEHIND	LAP TIME
26		2:37.281
9	0.004	2:37.285
74	1.675	2:38.956
156	5.792	2:43.073
19	6.126	2:43.407
86	9.398	2:46.679
78	9.559	2:46.840
34	13.056	2:50.337
181	13.139	2:50.420
184	13.472	2:50.753
17	14.553	2:51.834
232	14.970	2:52.251
137	15.250	2:52.531
0	16.247	2:53.528
81	17.462	2:54.743
46	18.889	2:56.170
192	21.501	2:58.782
58	22.310	2:59.591
159	22.688	2:59.969
40	23.127	3:00.408
56	23.561	3:00.842
48	23.945	3:01.226
50	27.238	3:04.519
611	30.600	3:07.881
126	31.122	3:08.403
84	32.749	3:10.030
44	33.630	3:10.911
194	34.587	3:11.868
43	41.752	3:19.033
60	47.101	3:24.382
20	53.980	3:31.261

LAP 2 @ 12:50:36.460

NO	BEHIND	LAP TIME
9		2:35.002
74	0.025	2:33.356
26	0.031	2:35.037
86	12.235	2:37.843
19	13.062	2:41.942
156	15.299	2:44.513
184	17.852	2:39.386
34	18.680	2:40.630
78	19.377	2:44.824
232	21.968	2:42.004
17	23.262	2:43.715
137	25.005	2:44.761
181	28.939	2:50.806
46	33.494	2:49.611
0	36.833	2:55.592
56	39.204	2:50.649
48	40.268	2:51.329
40	40.914	2:52.793
611	45.010	2:49.416
58	47.203	2:59.899
50	53.407	3:01.175
126	54.425	2:58.309
84	1:04.920	3:07.177
44	1:06.767	3:08.143
194	1:07.912	3:08.331
43	1:23.893	3:17.147
60	1:28.897	3:16.802
20	1:45.285	3:26.311

LAP 3 @ 12:53:12.047

NO	BEHIND	LAP TIME
74		2:35.562
26	0.438	2:35.994
9	1.197	2:36.784
86	13.948	2:37.300
184	24.821	2:42.556
34	25.374	2:42.281
232	25.684	2:39.303
78	27.771	2:43.981
156	29.320	2:49.608
17	31.275	2:43.600
137	34.723	2:45.305
181	47.400	2:54.048
46	48.957	2:51.050
0	49.421	2:48.175
48	53.638	2:48.957
40	55.866	2:50.539
611	57.063	2:47.640
56	58.123	2:54.506
58	1:05.551	2:53.935
126	1:17.299	2:58.461
50	1:23.816	3:05.996
44	1:47.483	3:16.303
194	1:48.667	3:16.342
43	2:01.427	3:13.121
60	2:03.288	3:09.978
20	2:32.137	3:22.439

LAP 4 @ 12:55:45.570

NO	BEHIND	LAP TIME
74		2:33.523
26	0.617	2:33.702
9	5.046	2:37.372
34	32.860	2:41.009
184	33.454	2:42.156
232	34.788	2:42.627
78	35.200	2:40.952
156	43.118	2:47.321
17	44.175	2:46.423
137	44.815	2:43.615
181	1:10.074	2:56.197
611	1:11.097	2:47.557
48	1:11.722	2:51.607
46	1:12.056	2:56.622
40	1:12.365	2:50.022
56	1:20.736	2:56.136
58	1:23.004	2:50.976
126	1:40.979	2:57.203
50	1:58.292	3:07.999
44	2:19.550	3:05.590
194	2:30.605	3:15.461

LAP 5 @ 12:58:16.637

NO	BEHIND	LAP TIME
74		2:31.067
26	1.564	2:32.014
60	1 Lap	3:07.490
43	1 Lap	3:10.164
9	14.378	2:40.399
184	40.736	2:38.349
34	41.396	2:39.603

78	41.680	2:37.547
20	1 Lap	3:22.296
137	55.190	2:41.442
156	55.974	2:43.923
17	57.710	2:44.602
611	1:26.188	2:46.158
181	1:32.219	2:53.212
40	1:32.601	2:51.303
46	1:32.707	2:51.718
48	1:34.711	2:54.056
58	1:42.833	2:50.896
56	1:43.586	2:53.917
126	2:09.141	2:59.229
50	2:31.939	3:04.714
44	2:56.256	3:07.773
194	3:14.733	3:15.195

Weather / Track : Rain / Wet

Results can be found at www.tsl-timing.com

Snetterton 300

Circuit Length = 2.9689 miles

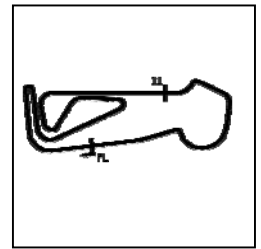
Start: 12:45 Flag 12:58 End: 13:01

Printed - 13:03 Saturday, 08 June 2019

BMCRC - MRO Championships 2019 - Rnd 5 @ Snetterton

MRO Minitwins & BMCRC Rookie Minitwins

RACE 4 - SECTOR ANALYSIS



SECTOR 1 = FL to I1, SECTOR 2 = I1 to FL, DIFF = Difference To Personal Best Lap, P = Crossed Finish Line in Pit Lane, D = Time Disallowed

P1 74		Daniel SINGLETON		Suzuki - Bambino Developments Racing		
IDEAL LAP TIME : 2:31.067		BEST LAP TIME : 2:31.067		DIFFERENCE : 0.000		
LAP	SECTOR 1	SECTOR 2	LAP TIME	MPH	DIFF	TIME OF DAY
1 -		51.569	2:38.956	67.23	7.889	12:48:03.129
2 -	1:41.877	51.479	2:33.356 (2)	69.69	2.289	12:50:36.485
3 -	1:43.021	52.541	2:35.562	68.70	4.495	12:53:12.047
4 -	1:42.054	51.469	2:33.523 (3)	69.61	2.456	12:55:45.570
5 -	1:40.661	50.406	2:31.067 (1)	70.75		12:58:16.637

P2 26		Glynn DAVIES		Suzuki -		
IDEAL LAP TIME : 2:32.014		BEST LAP TIME : 2:32.014		DIFFERENCE : 0.000		
LAP	SECTOR 1	SECTOR 2	LAP TIME	MPH	DIFF	TIME OF DAY
1 -		52.281	2:37.281	67.95	5.267	12:48:01.454
2 -	1:43.181	51.856	2:35.037 (3)	68.93	3.023	12:50:36.491
3 -	1:43.595	52.399	2:35.994	68.51	3.980	12:53:12.485
4 -	1:41.726	51.976	2:33.702 (2)	69.53	1.688	12:55:46.187
5 -	1:40.237	51.777	2:32.014 (1)	70.30		12:58:18.201

P3 9		Mark TAYLOR		Suzuki - SDC Performance		
IDEAL LAP TIME : 2:34.927		BEST LAP TIME : 2:35.002		DIFFERENCE : 0.075		
LAP	SECTOR 1	SECTOR 2	LAP TIME	MPH	DIFF	TIME OF DAY
1 -		51.993	2:37.285	67.95	2.283	12:48:01.458
2 -	1:42.934	52.068	2:35.002 (1)	68.95		12:50:36.460
3 -	1:44.616	52.168	2:36.784 (2)	68.17	1.782	12:53:13.244
4 -	1:44.818	52.554	2:37.372 (3)	67.91	2.370	12:55:50.616
5 -	1:46.859	53.540	2:40.399	66.63	5.397	12:58:31.015

P4 184		David TWYFORD		Suzuki -		
IDEAL LAP TIME : 2:37.498		BEST LAP TIME : 2:38.349		DIFFERENCE : 0.851		
LAP	SECTOR 1	SECTOR 2	LAP TIME	MPH	DIFF	TIME OF DAY
1 -		54.775	2:50.753	62.59	12.404	12:48:14.926
2 -	1:45.839	53.547	2:39.386 (2)	67.05	1.037	12:50:54.312
3 -	1:47.194	55.362	2:42.556	65.75	4.207	12:53:36.868
4 -	1:47.565	54.591	2:42.156 (3)	65.91	3.807	12:56:19.024
5 -	1:43.951	54.398	2:38.349 (1)	67.49		12:58:57.373

P5 34 R		Dan THOMAS (R)		Suzuki -		
IDEAL LAP TIME : 2:39.603		BEST LAP TIME : 2:39.603		DIFFERENCE : 0.000		
LAP	SECTOR 1	SECTOR 2	LAP TIME	MPH	DIFF	TIME OF DAY
1 -		55.547	2:50.337	62.74	10.734	12:48:14.510
2 -	1:45.817	54.813	2:40.630 (2)	66.53	1.027	12:50:55.140
3 -	1:47.080	55.201	2:42.281	65.86	2.678	12:53:37.421
4 -	1:45.871	55.138	2:41.009 (3)	66.38	1.406	12:56:18.430
5 -	1:45.136	54.467	2:39.603 (1)	66.96		12:58:58.033

P6 78		Keith POVAH		Suzuki - 78Plate.com Screenprinting/@crap.sack		
IDEAL LAP TIME : 2:37.547		BEST LAP TIME : 2:37.547		DIFFERENCE : 0.000		
LAP	SECTOR 1	SECTOR 2	LAP TIME	MPH	DIFF	TIME OF DAY
1 -		54.580	2:46.840	64.06	9.293	12:48:11.013
2 -	1:50.017	54.807	2:44.824	64.84	7.277	12:50:55.837
3 -	1:48.231	55.750	2:43.981 (3)	65.17	6.434	12:53:39.818
4 -	1:46.637	54.315	2:40.952 (2)	66.40	3.405	12:56:20.770
5 -	1:44.559	52.988	2:37.547 (1)	67.84		12:58:58.317

P7 137		Charlie CRAWT		Suzuki - Pass Bike Motorcycle Training Ltd & Sublime Designs		
IDEAL LAP TIME : 2:41.442		BEST LAP TIME : 2:41.442		DIFFERENCE : 0.000		
LAP	SECTOR 1	SECTOR 2	LAP TIME	MPH	DIFF	TIME OF DAY

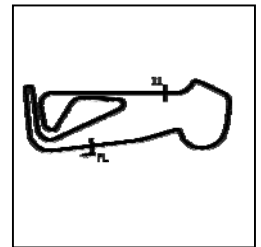
Weather / Track : Rain / Wet

Snetterton 300
Circuit Length = 2.9689 miles
Start: 12:45 Flag 12:58 End: 13:01

BMCRC - MRO Championships 2019 - Rnd 5 @ Snetterton

MRO Minitwins & BMCRC Rookie Minitwins

RACE 4 - SECTOR ANALYSIS



SECTOR 1 = FL to I1, SECTOR 2 = I1 to FL, DIFF = Difference To Personal Best Lap, P = Crossed Finish Line in Pit Lane, D = Time Disallowed

1 -		55.540	2:52.531	61.94	11.089	12:48:16.704
2 -	1:49.812	54.949	2:44.761 (3)	64.87	3.319	12:51:01.465
3 -	1:48.552	56.753	2:45.305	64.65	3.863	12:53:46.770
4 -	1:48.536	55.079	2:43.615 (2)	65.32	2.173	12:56:30.385
5 -	1:46.702	54.740	2:41.442 (1)	66.20		12:59:11.827

P8 156	Michael STONE		Suzuki -			
IDEAL LAP TIME : 2:42.029	BEST LAP TIME : 2:43.923		DIFFERENCE : 1.894			
LAP	SECTOR 1	SECTOR 2	LAP TIME	MPH	DIFF	TIME OF DAY
1 -		53.432	2:43.073	65.54		12:48:07.246
2 -	1:48.830	55.683	2:44.513 (2)	64.96	0.590	12:50:51.759
3 -	1:52.043	57.565	2:49.608	63.01	5.685	12:53:41.367
4 -	1:50.471	56.850	2:47.321 (3)	63.87	3.398	12:56:28.688
5 -	1:48.597	55.326	2:43.923 (1)	65.20		12:59:12.611

P9 17 R	Tommy DOWNES (R)		Suzuki - Ray Gnarley/ MoreMoto			
IDEAL LAP TIME : 2:41.728	BEST LAP TIME : 2:43.600		DIFFERENCE : 1.872			
LAP	SECTOR 1	SECTOR 2	LAP TIME	MPH	DIFF	TIME OF DAY
1 -		56.089	2:51.834	62.19	8.234	12:48:16.007
2 -	1:49.707	54.008	2:43.715 (2)	65.28	0.115	12:50:59.722
3 -	1:47.720	55.880	2:43.600 (1)	65.33		12:53:43.322
4 -	1:50.097	56.326	2:46.423	64.22	2.823	12:56:29.745
5 -	1:48.517	56.085	2:44.602 (3)	64.93	1.002	12:59:14.347

P10 611 R	David CURTIS		Kawasaki - CSS/The wife			
IDEAL LAP TIME : 2:44.792	BEST LAP TIME : 2:46.158		DIFFERENCE : 1.366			
LAP	SECTOR 1	SECTOR 2	LAP TIME	MPH	DIFF	TIME OF DAY
1 -		59.365	3:07.881	56.88	21.723	12:48:32.054
2 -	1:51.960	57.456	2:49.416	63.08	3.258	12:51:21.470
3 -	1:50.552	57.088	2:47.640 (3)	63.75	1.482	12:54:09.110
4 -	1:48.063	59.494	2:47.557 (2)	63.78	1.399	12:56:56.667
5 -	1:49.429	56.729	2:46.158 (1)	64.32		12:59:42.825

P11 181	Robert FRANKLIN		Suzuki - RCF GARDENS			
IDEAL LAP TIME : 2:49.361	BEST LAP TIME : 2:50.806		DIFFERENCE : 1.445			
LAP	SECTOR 1	SECTOR 2	LAP TIME	MPH	DIFF	TIME OF DAY
1 -		55.895	2:50.420	62.71		12:48:14.593
2 -	1:53.466	57.340	2:50.806 (1)	62.57		12:51:05.399
3 -	1:55.122	58.926	2:54.048 (3)	61.40	3.242	12:53:59.447
4 -	1:57.122	59.075	2:56.197	60.65	5.391	12:56:55.644
5 -	1:54.404	58.808	2:53.212 (2)	61.70	2.406	12:59:48.856

P12 40 R	Simon WILKINSON		Suzuki - S P Wilkinson Engineering Ltd			
IDEAL LAP TIME : 2:47.021	BEST LAP TIME : 2:50.022		DIFFERENCE : 3.001			
LAP	SECTOR 1	SECTOR 2	LAP TIME	MPH	DIFF	TIME OF DAY
1 -		57.705	3:00.408	59.24	10.386	12:48:24.581
2 -	1:53.619	59.174	2:52.793	61.85	2.771	12:51:17.374
3 -	1:53.444	57.095	2:50.539 (2)	62.67	0.517	12:54:07.913
4 -	1:49.926	1:00.096	2:50.022 (1)	62.86		12:56:57.935
5 -	1:52.892	58.411	2:51.303 (3)	62.39	1.281	12:59:49.238

P13 46	Jeff MORRIS		Suzuki -			
IDEAL LAP TIME : 2:47.539	BEST LAP TIME : 2:49.611		DIFFERENCE : 2.072			
LAP	SECTOR 1	SECTOR 2	LAP TIME	MPH	DIFF	TIME OF DAY
1 -		56.619	2:56.170	60.66	6.559	12:48:20.343
2 -	1:53.613	55.998	2:49.611 (1)	63.01		12:51:09.954
3 -	1:51.541	59.509	2:51.050 (2)	62.48	1.439	12:54:01.004
4 -	1:56.789	59.833	2:56.622	60.51	7.011	12:56:57.626

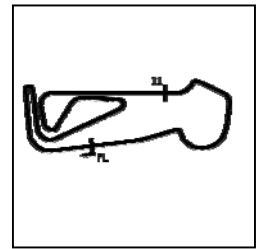
Weather / Track : Rain / Wet

Snetterton 300
Circuit Length = 2.9689 miles
Start: 12:45 Flag 12:58 End: 13:01

BMCRC - MRO Championships 2019 - Rnd 5 @ Snetterton

MRO Minitwins & BMCRC Rookie Minitwins

RACE 4 - SECTOR ANALYSIS



SECTOR 1 = FL to I1, SECTOR 2 = I1 to FL, DIFF = Difference To Personal Best Lap, P = Crossed Finish Line in Pit Lane, D = Time Disallowed

5 - 1:52.947 58.771 2:51.718 (3) 62.24 2.107 12:59:49.344

P14 48	Shaun WALLIS		Suzuki - Watling Tyres			
IDEAL LAP TIME : 2:46.936	BEST LAP TIME : 2:48.957	DIFFERENCE : 2.021				

LAP	SECTOR 1	SECTOR 2	LAP TIME	MPH	DIFF	TIME OF DAY
1 -		58.292	3:01.226	58.97	12.269	12:48:25.399
2 -	1:53.284	58.045	2:51.329 (2)	62.38	2.372	12:51:16.728
3 -	1:51.616	57.341	2:48.957 (1)	63.25		12:54:05.685
4 -	1:51.570	1:00.037	2:51.607 (3)	62.28	2.650	12:56:57.292
5 -	1:49.595	1:04.461	2:54.056	61.40	5.099	12:59:51.348

P15 58	Stacey KILLWORTH		Suzuki - BK/Everns			
IDEAL LAP TIME : 2:50.555	BEST LAP TIME : 2:50.896	DIFFERENCE : 0.341				

LAP	SECTOR 1	SECTOR 2	LAP TIME	MPH	DIFF	TIME OF DAY
1 -		57.363	2:59.591	59.51	8.695	12:48:23.764
2 -	1:53.914	1:05.985	2:59.899	59.41	9.003	12:51:23.663
3 -	1:55.755	58.180	2:53.935 (3)	61.44	3.039	12:54:17.598
4 -	1:54.091	56.885	2:50.976 (2)	62.51	0.080	12:57:08.574
5 -	1:53.670	57.226	2:50.896 (1)	62.54		12:59:59.470

P16 56	Jamie INGHAM		Suzuki - Oadby motorcycle services			
IDEAL LAP TIME : 2:50.649	BEST LAP TIME : 2:50.649	DIFFERENCE : 0.000				

LAP	SECTOR 1	SECTOR 2	LAP TIME	MPH	DIFF	TIME OF DAY
1 -		57.443	3:00.842	59.10	10.193	12:48:25.015
2 -	1:53.404	57.245	2:50.649 (1)	62.63		12:51:15.664
3 -	1:55.618	58.888	2:54.506 (3)	61.24	3.857	12:54:10.170
4 -	1:56.662	59.474	2:56.136	60.68	5.487	12:57:06.306
5 -	1:55.740	58.177	2:53.917 (2)	61.45	3.268	13:00:00.223

P17 126	Damien LECHAUVE		Suzuki -			
IDEAL LAP TIME : 2:56.588	BEST LAP TIME : 2:57.203	DIFFERENCE : 0.615				

LAP	SECTOR 1	SECTOR 2	LAP TIME	MPH	DIFF	TIME OF DAY
1 -		1:00.657	3:08.403	56.72	11.200	12:48:32.576
2 -	1:56.238	1:02.071	2:58.309 (2)	59.94	1.106	12:51:30.885
3 -	1:56.731	1:01.730	2:58.461 (3)	59.89	1.258	12:54:29.346
4 -	1:55.931	1:01.272	2:57.203 (1)	60.31		12:57:26.549
5 -	1:56.617	1:02.612	2:59.229	59.63	2.026	13:00:25.778

P18 50	Adam RIDGWELL		Suzuki - Mike 'the hunter' Powell			
IDEAL LAP TIME : 2:59.074	BEST LAP TIME : 3:01.175	DIFFERENCE : 2.101				

LAP	SECTOR 1	SECTOR 2	LAP TIME	MPH	DIFF	TIME OF DAY
1 -		59.247	3:04.519	57.92	3.344	12:48:28.692
2 -	1:59.827	1:01.348	3:01.175 (1)	58.99		12:51:29.867
3 -	2:01.203	1:04.793	3:05.996 (3)	57.46	4.821	12:54:35.863
4 -	2:02.251	1:05.748	3:07.999	56.85	6.824	12:57:43.862
5 -	2:01.393	1:03.321	3:04.714 (2)	57.86	3.539	13:00:48.576

P19 44	Tony PARKER		Suzuki - Emerald Elevators			
IDEAL LAP TIME : 3:03.981	BEST LAP TIME : 3:05.590	DIFFERENCE : 1.609				

LAP	SECTOR 1	SECTOR 2	LAP TIME	MPH	DIFF	TIME OF DAY
1 -		1:01.929	3:10.911	55.98	5.321	12:48:35.084
2 -	2:04.054	1:04.089	3:08.143 (3)	56.80	2.553	12:51:43.227
3 -	2:10.790	1:05.513	3:16.303	54.44	10.713	12:54:59.530
4 -	2:02.474	1:03.116	3:05.590 (1)	57.58		12:58:05.120
5 -	2:02.052	1:05.721	3:07.773 (2)	56.92	2.183	13:01:12.893

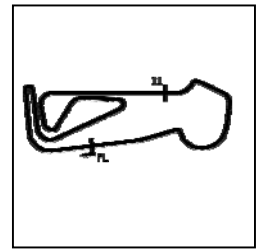
Weather / Track : Rain / Wet

Snetterton 300
Circuit Length = 2.9689 miles
Start: 12:45 Flag 12:58 End: 13:01

BMCRC - MRO Championships 2019 - Rnd 5 @ Snetterton

MRO Minitwins & BMCRC Rookie Minitwins

RACE 4 - SECTOR ANALYSIS



SECTOR 1 = FL to I1, SECTOR 2 = I1 to FL, DIFF = Difference To Personal Best Lap, P = Crossed Finish Line in Pit Lane, D = Time Disallowed

P20 194 R		Simon GARDNER		Kawasaki - Utilergy		
IDEAL LAP TIME : 3:05.888		BEST LAP TIME : 3:08.331		DIFFERENCE : 2.443		
LAP	SECTOR 1	SECTOR 2	LAP TIME	MPH	DIFF	TIME OF DAY
1 -		1:01.101	3:11.868	55.70	3.537	12:48:36.041
2 -	2:04.787	1:03.544	3:08.331 (1)	56.75		12:51:44.372
3 -	2:10.300	1:06.042	3:16.342	54.43	8.011	12:55:00.714
4 -	2:09.605	1:05.856	3:15.461 (3)	54.68	7.130	12:58:16.175
5 -	2:09.404	1:05.791	3:15.195 (2)	54.75	6.864	13:01:31.370

P21 60 R		Alan HENSBY		Suzuki -		
IDEAL LAP TIME : 3:07.490		BEST LAP TIME : 3:07.490		DIFFERENCE : 0.000		
LAP	SECTOR 1	SECTOR 2	LAP TIME	MPH	DIFF	TIME OF DAY
1 -		1:06.342	3:24.382	52.29	16.892	12:48:48.555
2 -	2:11.303	1:05.499	3:16.802 (3)	54.30	9.312	12:52:05.357
3 -	2:05.164	1:04.814	3:09.978 (2)	56.25	2.488	12:55:15.335
4 -	2:02.887	1:04.603	3:07.490 (1)	57.00		12:58:22.825

P22 43		Robert DAVIE		Suzuki -		
IDEAL LAP TIME : 3:09.655		BEST LAP TIME : 3:10.164		DIFFERENCE : 0.509		
LAP	SECTOR 1	SECTOR 2	LAP TIME	MPH	DIFF	TIME OF DAY
1 -		1:04.371	3:19.033	53.69	8.869	12:48:43.206
2 -	2:11.718	1:05.429	3:17.147 (3)	54.21	6.983	12:52:00.353
3 -	2:06.061	1:07.060	3:13.121 (2)	55.34	2.957	12:55:13.474
4 -	2:05.284	1:04.880	3:10.164 (1)	56.20		12:58:23.638

P23 20 R		Steve MALE		Suzuki - ATB Racing		
IDEAL LAP TIME : 3:20.707		BEST LAP TIME : 3:22.296		DIFFERENCE : 1.589		
LAP	SECTOR 1	SECTOR 2	LAP TIME	MPH	DIFF	TIME OF DAY
1 -		1:09.784	3:31.261	50.59	8.965	12:48:55.434
2 -	2:11.994	1:14.317	3:26.311 (3)	51.80	4.015	12:52:21.745
3 -	2:13.360	1:09.079	3:22.439 (2)	52.79	0.143	12:55:44.184
4 -	2:13.583	1:08.713	3:22.296 (1)	52.83		12:59:06.480

P24 232 R		Matt WETHERELL		Suzuki - MSG Racing/Lamonde.com/FWR Tyres		
IDEAL LAP TIME : 2:37.005		BEST LAP TIME : 2:39.303		DIFFERENCE : 2.298		
LAP	SECTOR 1	SECTOR 2	LAP TIME	MPH	DIFF	TIME OF DAY
1 -		56.360	2:52.251	62.04	12.948	12:48:16.424
2 -	1:48.197	53.807	2:42.004 (2)	65.97	2.701	12:50:58.428
3 -	1:44.861	54.442	2:39.303 (1)	67.09		12:53:37.731
4 -	1:46.779	55.848	2:42.627 (3)	65.72	3.324	12:56:20.358

P25 86		Paul WITHERINGTON		Suzuki - PJW Plumbers		
IDEAL LAP TIME : 2:37.115		BEST LAP TIME : 2:37.300		DIFFERENCE : 0.185		
LAP	SECTOR 1	SECTOR 2	LAP TIME	MPH	DIFF	TIME OF DAY
1 -		52.901	2:46.679	64.12	9.379	12:48:10.852
2 -	1:44.539	53.304	2:37.843 (2)	67.71	0.543	12:50:48.695
3 -	1:44.520	52.780	2:37.300 (1)	67.94		12:53:25.995

P26 0		Luke STANLEY		Suzuki - Urban Race Tribe		
IDEAL LAP TIME : 2:48.175		BEST LAP TIME : 2:48.175		DIFFERENCE : 0.000		
LAP	SECTOR 1	SECTOR 2	LAP TIME	MPH	DIFF	TIME OF DAY
1 -		58.589	2:53.528	61.59	5.353	12:48:17.701
2 -	1:57.278	58.314	2:55.592 (2)	60.86	7.417	12:51:13.293
3 -	1:50.793	57.382	2:48.175 (1)	63.55		12:54:01.468

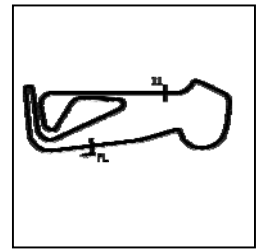
Weather / Track : Rain / Wet

Snetterton 300
Circuit Length = 2.9689 miles
Start: 12:45 Flag 12:58 End: 13:01

BMCRC - MRO Championships 2019 - Rnd 5 @ Snetterton

MRO Minitwins & BMCRC Rookie Minitwins

RACE 4 - SECTOR ANALYSIS



SECTOR 1 = FL to I1, SECTOR 2 = I1 to FL, DIFF = Difference To Personal Best Lap, P = Crossed Finish Line in Pit Lane, D = Time Disallowed

LAP	SECTOR 1	SECTOR 2	LAP TIME	MPH	DIFF	TIME OF DAY
P27 19 Kevin LILLEY Suzuki - Vanson Leathers IDEAL LAP TIME : 2:37.204 BEST LAP TIME : 2:41.942 DIFFERENCE : 4.738						
1 -		53.105	2:43.407	65.40	1.465	12:48:07.580
2 -	1:47.499	54.443	2:41.942 (1)	65.99		12:50:49.522
P28 84 Ricardo BRANCO Suzuki - IMP Racing IDEAL LAP TIME : 3:05.645 BEST LAP TIME : 3:07.177 DIFFERENCE : 1.532						
1 -		1:01.936	3:10.030	56.24	2.853	12:48:34.203
2 -	2:03.709	1:03.468	3:07.177 (1)	57.10		12:51:41.380
P29 81 Malvern MAY Suzuki - IDEAL LAP TIME : 2:43.619 BEST LAP TIME : DIFFERENCE :						
1 -		54.253	2:54.743	61.16		12:48:18.916
P30 192 Daniel MOFFA Suzuki - DM Racing IDEAL LAP TIME : 2:54.534 BEST LAP TIME : DIFFERENCE :						
1 -		56.618	2:58.782	59.78		12:48:22.955
P31 159 Benn RIDGWELL Suzuki - Ridgely Racing IDEAL LAP TIME : 2:50.313 BEST LAP TIME : DIFFERENCE :						
1 -		56.793	2:59.969	59.38		12:48:24.142

Weather / Track : Rain / Wet

Results can be found at www.tsl-timing.com

Page 5 of 5

Snetterton 300
Circuit Length = 2.9689 miles
Start: 12:45 Flag 12:58 End: 13:01

Printed - 13:04 Saturday, 08 June 2019

BMCRC - MRO Championships 2019 - Rnd 5 @ Snetterton

MRO Minitwins & BMCRC Rookie Minitwins

RACE 4 - BEST SECTORS

SECTOR 1				SECTOR 2				IDEAL / BEST COMPARISON				
POS	NO	NAME	TIME	NO	NAME	TIME	POS	NO	NAME	IDEAL	BEST	DIFF
									PERFECT LAP	2:30.643		
1	26	DAVIES	1:40.237	74	SINGLETON	50.406	1	74	SINGLETON	2:31.067	2:31.067	0.000
2	74	SINGLETON	1:40.661	26	DAVIES	51.777	2	26	DAVIES	2:32.014	2:32.014	0.000
3	9	TAYLOR	1:42.934	9	TAYLOR	51.993	3	9	TAYLOR	2:34.927	2:35.002	0.075
4	232	WETHERELL	1:43.198	86	WITHERINGTON	52.780	4	232	WETHERELL	2:37.005	2:39.303	2.298
5	184	TWYFORD	1:43.951	78	POVAH	52.988	5	86	WITHERINGTON	2:37.115	2:37.300	0.185
6	19	LILLEY	1:44.099	19	LILLEY	53.105	6	19	LILLEY	2:37.204	2:41.942	4.738
7	86	WITHERINGTON	1:44.335	156	STONE	53.432	7	184	TWYFORD	2:37.498	2:38.349	0.851
8	78	POVAH	1:44.559	184	TWYFORD	53.547	8	78	POVAH	2:37.547	2:37.547	0.000
9	34	THOMAS (R)	1:45.136	232	WETHERELL	53.807	9	34	THOMAS (R)	2:39.603	2:39.603	0.000
10	137	CRAWT	1:46.702	17	DOWNES (R)	54.008	10	137	CRAWT	2:41.442	2:41.442	0.000
11	17	DOWNES (R)	1:47.720	81	MAY	54.253	11	17	DOWNES (R)	2:41.728	2:43.600	1.872
12	611	CURTIS	1:48.063	34	THOMAS (R)	54.467	12	156	STONE	2:42.029	2:43.923	1.894
13	156	STONE	1:48.597	137	CRAWT	54.740	13	81	MAY	2:43.619		
14	81	MAY	1:49.366	181	FRANKLIN	55.895	14	611	CURTIS	2:44.792	2:46.158	1.366
15	48	WALLIS	1:49.595	46	MORRIS	55.998	15	48	WALLIS	2:46.936	2:48.957	2.021
16	40	WILKINSON	1:49.926	192	MOFFA	56.618	16	40	WILKINSON	2:47.021	2:50.022	3.001
17	0	STANLEY	1:50.793	611	CURTIS	56.729	17	46	MORRIS	2:47.539	2:49.611	2.072
18	46	MORRIS	1:51.541	159	RIDGWELL	56.793	18	0	STANLEY	2:48.175	2:48.175	0.000
19	56	INGHAM	1:53.404	58	KILLWORTH	56.885	19	181	FRANKLIN	2:49.361	2:50.806	1.445
20	181	FRANKLIN	1:53.466	40	WILKINSON	57.095	20	159	RIDGWELL	2:50.313		
21	159	RIDGWELL	1:53.520	56	INGHAM	57.245	21	58	KILLWORTH	2:50.555	2:50.896	0.341
22	58	KILLWORTH	1:53.670	48	WALLIS	57.341	22	56	INGHAM	2:50.649	2:50.649	0.000
23	126	LECHAUVE	1:55.931	0	STANLEY	57.382	23	192	MOFFA	2:54.534		
24	192	MOFFA	1:57.916	50	RIDGWELL	59.247	24	126	LECHAUVE	2:56.588	2:57.203	0.615
25	50	RIDGWELL	1:59.827	126	LECHAUVE	1:00.657	25	50	RIDGWELL	2:59.074	3:01.175	2.101
26	44	PARKER	2:02.052	194	GARDNER	1:01.101	26	44	PARKER	3:03.981	3:05.590	1.609
27	60	HENSBY	2:02.887	44	PARKER	1:01.929	27	84	BRANCO	3:05.645	3:07.177	1.532
28	84	BRANCO	2:03.709	84	BRANCO	1:01.936	28	194	GARDNER	3:05.888	3:08.331	2.443
29	194	GARDNER	2:04.787	43	DAVIE	1:04.371	29	60	HENSBY	3:07.490	3:07.490	0.000
30	43	DAVIE	2:05.284	60	HENSBY	1:04.603	30	43	DAVIE	3:09.655	3:10.164	0.509
31	20	MALE	2:11.994	20	MALE	1:08.713	31	20	MALE	3:20.707	3:22.296	1.589
32												
33												
34												
35												
36												

Weather / Track : Rain / Wet

Results can be found at www.tsl-timing.com

Snetterton 300

Circuit Length = 2.9689 miles

Start: 12:45 Flag 12:58 End: 13:01

Printed - 13:03 Saturday, 08 June 2019

BMCRC - MRO Championships 2019 - Rnd 5 @ Snetterton



MRO Minitwins & BMCRC Rookie Minitwins

RACE 13 - GRID (5 Laps)

ROW 13	39	199	Michael FROST	38	80	Leon STEWART	37	51	Andrew DURANT
ROW 12	36	121	Sam KENT	35	112	Jamie NAGY	34	171	Colin CLUNE
ROW 11	33	76	Phillip RODGERS	32	13	Wil GREEN	31	159	Benn RIDGWELL
ROW 10	30	192	Daniel MOFFA	29	81	Malvern MAY	28	20	Steve MALE
ROW 9	27	43	Robert DAVIE	26	194	Simon GARDNER	25	60	Alan HENSBY
ROW 8	24	84	Ricardo BRANCO	23	44	Tony PARKER	22	50	Adam RIDGWELL
ROW 7	21	126	Damien LECHAUVE	20	58	Stacey KILLWORTH	19	181	Robert FRANKLIN
ROW 6	18	56	Jamie INGHAM	17	40	Simon WILKINSON	16	46	Jeff MORRIS
ROW 5	15	48	Shaun WALLIS	14	0	Luke STANLEY	13	611	David CURTIS
ROW 4	12	156	Michael STONE	11	17	Tommy DOWNES (R)	10	19	Kevin LILLEY
ROW 3	9	137	Charlie CRAWT	8	34	Dan THOMAS (R)	7	232	Matt WETHERELL
ROW 2	6	184	David TWYFORD	5	78	Keith POVAH	4	86	Paul WITHERINGTON
ROW 1	3	9	Mark TAYLOR	2	26	Glynn DAVIES	1	74	Daniel SINGLETON
									Pole

Snetterton 300
Circuit Length = 2.9689 miles

These results are provisional until the conclusion of any judicial and technical matters.

Clerk Of Course :	Timekeeper :
-------------------	--------------

Results can be found at www.tsl-timing.com

Printed - 13:06 Saturday, 08 June 2019



BMCRC - MRO Championships 2019 - Rnd 5 @ Snetterton



MRO Minitwins & BMCRC Rookie Minitwins

RACE 13 - CLASSIFICATION

POS	NO	CL	PIC NAME	ENTRY	LAPS	TIME	GAP	DIFF	MPH	BEST	ON
1	78		1 Keith POVAH	Suzuki - 78Plate.com Screenprinting/@crap.sack	5	10:55.151			81.56	2:09.035	3
2	9		2 Mark TAYLOR	Suzuki - SDC Performance	5	10:55.422	0.271	0.271	81.53	2:09.642	2
3	26		3 Glynn DAVIES	Suzuki -	5	10:56.002	0.851	0.580	81.46	2:10.079	5
4	74		4 Daniel SINGLETON	Suzuki - Bambino Developments Racing	5	10:56.116	0.965	0.114	81.44	2:08.307	5
5	232	R	1 Matt WETHERELL	Suzuki - MSG Racing/Lamonde.com/FWR Tyres	5	11:04.492	9.341	8.376	80.42	2:11.099	5
6	19		5 Kevin LILLEY	Suzuki - Vanson Leathers	5	11:10.709	15.558	6.217	79.67	2:12.193	3
7	86		6 Paul WITHERINGTON	Suzuki - PJW Plumbers	5	11:10.844	15.693	0.135	79.66	2:11.708	3
8	17	R	2 Tommy DOWNES (R)	Suzuki - Ray Gnarley/ MoreMoto	5	11:13.596	18.445	2.752	79.33	2:12.911	4
9	156		7 Michael STONE	Suzuki -	5	11:23.143	27.992	9.547	78.22	2:14.347	5
10	13		8 Wil GREEN	Suzuki - Faith Fueled Racing	5	11:31.478	36.327	8.335	77.28	2:14.829	5
11	46		9 Jeff MORRIS	Suzuki -	5	11:47.321	52.170	15.843	75.55	2:19.337	3
12	0		10 Luke STANLEY	Suzuki - Urban Race Tribe	5	11:47.367	52.216	0.046	75.54	2:19.899	3
13	56		11 Jamie INGHAM	Suzuki - Oadby motorcycle services	5	11:48.838	53.687	1.471	75.39	2:17.330	4
14	181		12 Robert FRANKLIN	Suzuki - RCF GARDENS	5	11:56.287	1:01.136	7.449	74.60	2:20.305	4
15	76		13 Phillip RODGERS	Suzuki - pinbadgelab.co.uk	5	12:06.059	1:10.908	9.772	73.60	2:21.256	4
16	171		14 Colin CLUNE	Suzuki -	5	12:06.729	1:11.578	0.670	73.53	2:22.619	4
17	44		15 Tony PARKER	Suzuki - Emerald Elevators	5	12:16.032	1:20.881	9.303	72.60	2:24.120	4
18	137		16 Charlie CRAWT	Suzuki - Pass Bike Motorcycle Training Ltd & Sublin	5	12:16.053	1:20.902	0.021	72.60	2:24.885	3
19	80		17 Leon STEWART	Suzuki -	5	12:30.095	1:34.944	14.042	71.24	2:24.385	4
20	611	R	3 David CURTIS	Kawasaki - CSS/The wife	5	12:32.066	1:36.915	1.971	71.05	2:27.433	5
21	112	R	4 Jamie NAGY	Suzuki - Steelmate	5	12:37.536	1:42.385	5.470	70.54	2:28.515	4
22	40	R	5 Simon WILKINSON	Suzuki - S P Wilkinson Engineering Ltd	5	12:37.717	1:42.566	0.181	70.52	2:27.055	4
23	60	R	6 Alan HENSBY	Suzuki -	5	12:44.276	1:49.125	6.559	69.92	2:30.437	4
24	50		18 Adam RIDGWELL	Suzuki - Mike 'the hunter' Powell	5	12:47.487	1:52.336	3.211	69.63	2:30.018	5
25	194	R	7 Simon GARDNER	Kawasaki - Utilergy	5	12:47.712	1:52.561	0.225	69.60	2:29.801	5
26	126		19 Damien LECHAUVE	Suzuki -	5	12:56.512	2:01.361	8.800	68.82	2:33.624	4
27	43		20 Robert DAVIE	Suzuki -	5	13:04.481	2:09.330	7.969	68.12	2:32.603	5
28	20	R	8 Steve MALE	Suzuki - ATB Racing	4	12:23.251	1 Lap	1 Lap	57.52	3:00.356	4

NOT CLASSIFIED

DNF	48		Shaun WALLIS	Suzuki - Watling Tyres	2	4:58.173	3 Laps	2 Laps	71.69	2:25.501	2
DNF	58		Stacey KILLWORTH	Suzuki - BK/Everns	1	2:26.679	4 Laps	1 Lap	72.86		
DNF	84		Ricardo BRANCO	Suzuki - IMP Racing	1	2:30.547	4 Laps	3.868	70.99		
DNF	184		David TWYFORD	Suzuki -	0						
DQ	34*	R	Dan THOMAS (R)	Suzuki -	0						

FASTEST LAP

	74		Daniel SINGLETON	Suzuki - Bambino Developments Racing	5	2:08.307		83.30 mph		134.05 kph	
	232	R	Matt WETHERELL	Suzuki - MSG Racing/Lamonde.com/FWR Tyres	5	2:11.099		81.52 mph		131.20 kph	

No. 34 – Disqualified from race result, failing post-race technical

Class - 92.5% of Race Speed = 75.44 mph

Class R - 92.5% of Race Speed = 74.38 mph

Snetterton 300

Circuit Length = 2.9689 miles

Start: 16:53 Flag 17:04 End: 17:07

Weather / Track : Cloudy / Damp

These results are provisional until the conclusion of any judicial and technical matters.

Clerk Of Course :	Timekeeper :
-------------------	--------------

Results can be found at www.tsl-timing.com

Printed - 18:16 Saturday, 08 June 2019



BMCRC - MRO Championships 2019 - Rnd 5 @ Snetterton

MRO Minitwins & BMCRC Rookie Minitwins

RACE 13 - LAP CHART

LAP 1 @ 16:55:54.392			20	1:55.266	3:04.067	LAP 5 @ 17:04:35.156		
NO	BEHIND	LAP TIME	LAP 3 @ 17:00:14.714			NO	BEHIND	LAP TIME
26		2:14.387	NO	BEHIND	LAP TIME	78		2:09.693
9	1.173	2:15.560	78		2:09.035	9	0.271	2:09.665
74	1.193	2:15.580	26	0.363	2:10.312	26	0.851	2:10.079
78	1.512	2:15.899	9	0.366	2:09.873	74	0.965	2:08.307
232	3.523	2:17.910	74	2.835	2:10.803	232	9.341	2:11.099
86	4.905	2:19.292	232	7.465	2:11.699	19	15.558	2:12.465
19	5.474	2:19.861	86	9.619	2:11.708	86	15.693	2:13.746
17	5.995	2:20.382	19	10.888	2:12.193	17	18.445	2:13.643
156	8.201	2:22.588	17	12.333	2:13.254	156	27.992	2:14.347
0	12.047	2:26.434	156	18.515	2:15.184	13	36.327	2:14.829
58	12.292	2:26.679	13	26.089	2:15.948	46	52.170	2:19.471
46	13.077	2:27.464	0	31.660	2:19.899	0	52.216	2:20.175
13	14.180	2:28.567	46	31.690	2:19.337	56	53.687	2:17.758
84	16.160	2:30.547	56	39.041	2:20.265	181	1:01.136	2:20.839
181	16.699	2:31.086	181	40.434	2:22.062	76	1:10.908	2:21.487
56	17.113	2:31.500	171	46.171	2:22.660	171	1:11.578	2:23.230
137	17.545	2:31.932	137	47.932	2:24.885	44	1:20.881	2:25.518
48	18.285	2:32.672	76	48.607	2:22.964	137	1:20.902	2:27.146
171	20.228	2:34.615	44	51.685	2:24.640	20	1 Lap	3:00.356
76	21.551	2:35.938	611	1:01.531	2:28.537	80	1:34.944	2:24.983
44	22.025	2:36.412	60	1:05.612	2:31.090	611	1:36.915	2:27.433
126	23.306	2:37.693	112	1:05.790	2:28.709	112	1:42.385	2:28.522
611	23.685	2:38.072	80	1:06.018	2:27.380	40	1:42.566	2:28.362
60	24.214	2:38.601	40	1:07.591	2:28.187	60	1:49.125	2:33.518
50	26.758	2:41.145	50	1:11.940	2:33.100	50	1:52.336	2:30.018
112	26.868	2:41.255	194	1:12.017	2:33.341	194	1:52.561	2:29.801
194	27.122	2:41.509	126	1:13.927	2:35.435	126	2:01.361	2:34.252
80	27.811	2:42.198	43	1:23.416	2:35.151	43	2:09.330	2:32.603
40	28.132	2:42.519	LAP 4 @ 17:02:25.463			NO	BEHIND	LAP TIME
43	32.187	2:46.574	78		2:10.749	78		2:10.749
20	1:01.572	3:15.959	9	0.299	2:10.682	9	0.299	2:10.682
LAP 2 @ 16:58:04.765			26	0.465	2:10.851	26	0.465	2:10.851
NO	BEHIND	LAP TIME	74	2.351	2:10.265	74	2.351	2:10.265
26		2:10.373	232	7.935	2:11.219	232	7.935	2:11.219
9	0.442	2:09.642	86	11.640	2:12.770	86	11.640	2:12.770
78	0.914	2:09.775	19	12.786	2:12.647	19	12.786	2:12.647
74	1.981	2:11.161	17	14.495	2:12.911	17	14.495	2:12.911
232	5.715	2:12.565	156	23.338	2:15.572	156	23.338	2:15.572
86	7.860	2:13.328	13	31.191	2:15.851	13	31.191	2:15.851
19	8.644	2:13.543	20	1 Lap	3:02.869	20	1 Lap	3:02.869
17	9.028	2:13.406	0	41.734	2:20.823	0	41.734	2:20.823
156	13.280	2:15.452	46	42.392	2:21.451	46	42.392	2:21.451
13	20.090	2:16.283	56	45.622	2:17.330	56	45.622	2:17.330
0	21.710	2:20.036	181	49.990	2:20.305	181	49.990	2:20.305
46	22.302	2:19.598	171	58.041	2:22.619	171	58.041	2:22.619
181	28.321	2:21.995	76	59.114	2:21.256	76	59.114	2:21.256
56	28.725	2:21.985	137	1:03.449	2:26.266	137	1:03.449	2:26.266
137	32.996	2:25.824	44	1:05.056	2:24.120	44	1:05.056	2:24.120
48	33.413	2:25.501	611	1:19.175	2:28.393	611	1:19.175	2:28.393
171	33.460	2:23.605	80	1:19.654	2:24.385	80	1:19.654	2:24.385
76	35.592	2:24.414	112	1:23.556	2:28.515	112	1:23.556	2:28.515
44	36.994	2:25.342	40	1:23.897	2:27.055	40	1:23.897	2:27.055
611	42.943	2:29.631	60	1:25.300	2:30.437	60	1:25.300	2:30.437
60	44.471	2:30.630	50	1:32.011	2:30.820	50	1:32.011	2:30.820
112	47.030	2:30.535	194	1:32.453	2:31.185	194	1:32.453	2:31.185
126	48.441	2:35.508	126	1:36.802	2:33.624	126	1:36.802	2:33.624
80	48.587	2:31.149	43	1:46.420	2:33.753	43	1:46.420	2:33.753
194	48.625	2:31.876						
50	48.789	2:32.404						
40	49.353	2:31.594						
43	58.214	2:36.400						

Weather / Track : Cloudy / Damp

Results can be found at www.tsl-timing.com

Snetterton 300

Circuit Length = 2.9689 miles

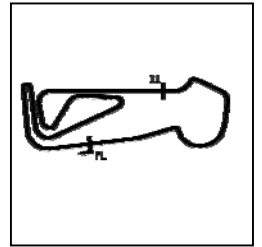
Start: 16:53 Flag 17:04 End: 17:07

Printed - 18:18 Saturday, 08 June 2019

BMCRC - MRO Championships 2019 - Rnd 5 @ Snetterton

MRO Minitwins & BMCRC Rookie Minitwins

RACE 13 - SECTOR ANALYSIS



SECTOR 1 = FL to I1, SECTOR 2 = I1 to FL, DIFF = Difference To Personal Best Lap, P = Crossed Finish Line in Pit Lane, D = Time Disallowed

P1 78		Keith POVAH		Suzuki - 78Plate.com Screenprinting/@crap.sack		
IDEAL LAP TIME : 2:08.904		BEST LAP TIME : 2:09.035		DIFFERENCE : 0.131		
LAP	SECTOR 1	SECTOR 2	LAP TIME	MPH	DIFF	TIME OF DAY
1 -		43.829	2:15.899	78.64	6.864	16:55:55.904
2 -	1:26.567	43.208	2:09.775 (3)	82.35	0.740	16:58:05.679
3 -	1:25.696	43.339	2:09.035 (1)	82.83		17:00:14.714
4 -	1:27.436	43.313	2:10.749	81.74	1.714	17:02:25.463
5 -	1:26.463	43.230	2:09.693 (2)	82.41	0.658	17:04:35.156

P2 9		Mark TAYLOR		Suzuki - SDC Performance		
IDEAL LAP TIME : 2:09.154		BEST LAP TIME : 2:09.642		DIFFERENCE : 0.488		
LAP	SECTOR 1	SECTOR 2	LAP TIME	MPH	DIFF	TIME OF DAY
1 -		44.002	2:15.560	78.84	5.918	16:55:55.565
2 -	1:26.765	42.877	2:09.642 (1)	82.44		16:58:05.207
3 -	1:26.400	43.473	2:09.873 (3)	82.29	0.231	17:00:15.080
4 -	1:27.033	43.649	2:10.682	81.78	1.040	17:02:25.762
5 -	1:26.277	43.388	2:09.665 (2)	82.42	0.023	17:04:35.427

P3 26		Glynn DAVIES		Suzuki -		
IDEAL LAP TIME : 2:09.844		BEST LAP TIME : 2:10.079		DIFFERENCE : 0.235		
LAP	SECTOR 1	SECTOR 2	LAP TIME	MPH	DIFF	TIME OF DAY
1 -		43.805	2:14.387	79.53	4.308	16:55:54.392
2 -	1:26.269	44.104	2:10.373 (3)	81.98	0.294	16:58:04.765
3 -	1:26.507	43.805	2:10.312 (2)	82.01	0.233	17:00:15.077
4 -	1:27.121	43.730	2:10.851	81.68	0.772	17:02:25.928
5 -	1:26.504	43.575	2:10.079 (1)	82.16		17:04:36.007

P4 74		Daniel SINGLETON		Suzuki - Bambino Developments Racing		
IDEAL LAP TIME : 2:08.307		BEST LAP TIME : 2:08.307		DIFFERENCE : 0.000		
LAP	SECTOR 1	SECTOR 2	LAP TIME	MPH	DIFF	TIME OF DAY
1 -		44.028	2:15.580	78.83	7.273	16:55:55.585
2 -	1:26.767	44.394	2:11.161	81.48	2.854	16:58:06.746
3 -	1:26.635	44.168	2:10.803 (3)	81.71	2.496	17:00:17.549
4 -	1:26.603	43.662	2:10.265 (2)	82.04	1.958	17:02:27.814
5 -	1:25.443	42.864	2:08.307 (1)	83.30		17:04:36.121

P5 232 R		Matt WETHERELL		Suzuki - MSG Racing/Lamonde.com/FWR Tyres		
IDEAL LAP TIME : 2:11.077		BEST LAP TIME : 2:11.099		DIFFERENCE : 0.022		
LAP	SECTOR 1	SECTOR 2	LAP TIME	MPH	DIFF	TIME OF DAY
1 -		44.778	2:17.910	77.50	6.811	16:55:57.915
2 -	1:28.085	44.480	2:12.565	80.62	1.466	16:58:10.480
3 -	1:27.605	44.094	2:11.699 (3)	81.15	0.600	17:00:22.179
4 -	1:27.182	44.037	2:11.219 (2)	81.45	0.120	17:02:33.398
5 -	1:27.204	43.895	2:11.099 (1)	81.52		17:04:44.497

P6 19		Kevin LILLEY		Suzuki - Vanson Leathers		
IDEAL LAP TIME : 2:11.618		BEST LAP TIME : 2:12.193		DIFFERENCE : 0.575		
LAP	SECTOR 1	SECTOR 2	LAP TIME	MPH	DIFF	TIME OF DAY
1 -		44.860	2:19.861	76.41	7.668	16:55:59.866
2 -	1:28.926	44.617	2:13.543	80.03	1.350	16:58:13.409
3 -	1:27.990	44.203	2:12.193 (1)	80.85		17:00:25.602
4 -	1:28.460	44.187	2:12.647 (3)	80.57	0.454	17:02:38.249
5 -	1:27.431	45.034	2:12.465 (2)	80.68	0.272	17:04:50.714

P7 86		Paul WITHERINGTON		Suzuki - PJW Plumbers		
IDEAL LAP TIME : 2:11.708		BEST LAP TIME : 2:11.708		DIFFERENCE : 0.000		
LAP	SECTOR 1	SECTOR 2	LAP TIME	MPH	DIFF	TIME OF DAY
1 -						
2 -						
3 -						
4 -						
5 -						

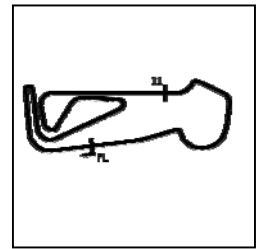
Weather / Track : Cloudy / Damp

Snetterton 300
Circuit Length = 2.9689 miles
Start: 16:53 Flag 17:04 End: 17:07

BMCRC - MRO Championships 2019 - Rnd 5 @ Snetterton

MRO Minitwins & BMCRC Rookie Minitwins

RACE 13 - SECTOR ANALYSIS



SECTOR 1 = FL to I1, SECTOR 2 = I1 to FL, DIFF = Difference To Personal Best Lap, P = Crossed Finish Line in Pit Lane, D = Time Disallowed

1 -		44.639	2:19.292	76.73	7.584	16:55:59.297
2 -	1:28.930	44.398	2:13.328 (3)	80.16	1.620	16:58:12.625
3 -	1:27.764	43.944	2:11.708 (1)	81.14		17:00:24.333
4 -	1:28.542	44.228	2:12.770 (2)	80.50	1.062	17:02:37.103
5 -	1:28.886	44.860	2:13.746	79.91	2.038	17:04:50.849

P8	17 R	Tommy DOWNES (R)	Suzuki - Ray Gnarley/ MoreMoto			
IDEAL LAP TIME : 2:12.659		BEST LAP TIME : 2:12.911	DIFFERENCE : 0.252			
LAP	SECTOR 1	SECTOR 2	LAP TIME	MPH	DIFF	TIME OF DAY

1 -		44.900	2:20.382	76.13	7.471	16:56:00.387
2 -	1:28.603	44.803	2:13.406 (3)	80.11	0.495	16:58:13.793
3 -	1:28.363	44.891	2:13.254 (2)	80.20	0.343	17:00:27.047
4 -	1:28.615	44.296	2:12.911 (1)	80.41		17:02:39.958
5 -	1:29.057	44.586	2:13.643	79.97	0.732	17:04:53.601

P9	156	Michael STONE	Suzuki -			
IDEAL LAP TIME : 2:14.139		BEST LAP TIME : 2:14.347	DIFFERENCE : 0.208			
LAP	SECTOR 1	SECTOR 2	LAP TIME	MPH	DIFF	TIME OF DAY

1 -		45.069	2:22.588	74.95	8.241	16:56:02.593
2 -	1:30.801	44.651	2:15.452 (3)	78.90	1.105	16:58:18.045
3 -	1:30.732	44.452	2:15.184 (2)	79.06	0.837	17:00:33.229
4 -	1:30.409	45.163	2:15.572	78.83	1.225	17:02:48.801
5 -	1:29.687	44.660	2:14.347 (1)	79.55		17:05:03.148

P10	13	Wil GREEN	Suzuki - Faith Fueled Racing			
IDEAL LAP TIME : 2:14.829		BEST LAP TIME : 2:14.829	DIFFERENCE : 0.000			
LAP	SECTOR 1	SECTOR 2	LAP TIME	MPH	DIFF	TIME OF DAY

1 -		46.130	2:28.567	71.94	13.738	16:56:08.572
2 -	1:30.325	45.958	2:16.283	78.42	1.454	16:58:24.855
3 -	1:29.949	45.999	2:15.948 (3)	78.61	1.119	17:00:40.803
4 -	1:29.630	46.221	2:15.851 (2)	78.67	1.022	17:02:56.654
5 -	1:29.346	45.483	2:14.829 (1)	79.27		17:05:11.483

P11	46	Jeff MORRIS	Suzuki -			
IDEAL LAP TIME : 2:19.337		BEST LAP TIME : 2:19.337	DIFFERENCE : 0.000			
LAP	SECTOR 1	SECTOR 2	LAP TIME	MPH	DIFF	TIME OF DAY

1 -		46.838	2:27.464	72.47	8.127	16:56:07.469
2 -	1:32.774	46.824	2:19.598 (3)	76.56	0.261	16:58:27.067
3 -	1:32.774	46.563	2:19.337 (1)	76.70		17:00:46.404
4 -	1:34.012	47.439	2:21.451	75.56	2.114	17:03:07.855
5 -	1:32.854	46.617	2:19.471 (2)	76.63	0.134	17:05:27.326

P12	0	Luke STANLEY	Suzuki - Urban Race Tribe			
IDEAL LAP TIME : 2:19.564		BEST LAP TIME : 2:19.899	DIFFERENCE : 0.335			
LAP	SECTOR 1	SECTOR 2	LAP TIME	MPH	DIFF	TIME OF DAY

1 -		47.024	2:26.434	72.98	6.535	16:56:06.439
2 -	1:32.540	47.496	2:20.036 (2)	76.32	0.137	16:58:26.475
3 -	1:32.613	47.286	2:19.899 (1)	76.39		17:00:46.374
4 -	1:33.508	47.315	2:20.823	75.89	0.924	17:03:07.197
5 -	1:32.675	47.500	2:20.175 (3)	76.24	0.276	17:05:27.372

P13	56	Jamie INGHAM	Suzuki - Oadby motorcycle services			
IDEAL LAP TIME : 2:17.025		BEST LAP TIME : 2:17.330	DIFFERENCE : 0.305			
LAP	SECTOR 1	SECTOR 2	LAP TIME	MPH	DIFF	TIME OF DAY

1 -		48.804	2:31.500	70.54	14.170	16:56:11.505
2 -	1:34.162	47.823	2:21.985	75.27	4.655	16:58:33.490
3 -	1:33.675	46.590	2:20.265 (3)	76.19	2.935	17:00:53.755
4 -	1:31.279	46.051	2:17.330 (1)	77.82		17:03:11.085

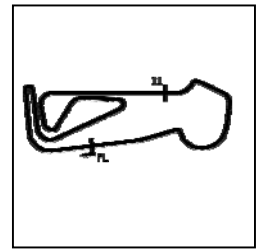
Weather / Track : Cloudy / Damp

Snetterton 300
Circuit Length = 2.9689 miles
Start: 16:53 Flag 17:04 End: 17:07

BMCRC - MRO Championships 2019 - Rnd 5 @ Snetterton

MRO Minitwins & BMCRC Rookie Minitwins

RACE 13 - SECTOR ANALYSIS



SECTOR 1 = FL to I1, SECTOR 2 = I1 to FL, DIFF = Difference To Personal Best Lap, P = Crossed Finish Line in Pit Lane, D = Time Disallowed

5 - **1:30.974** 46.784 2:17.758 (2) 77.58 0.428 17:05:28.843

P14 181		Robert FRANKLIN		Suzuki - RCF GARDENS			
IDEAL LAP TIME : 2:20.305		BEST LAP TIME : 2:20.305		DIFFERENCE : 0.000			
LAP	SECTOR 1	SECTOR 2	LAP TIME	MPH	DIFF	TIME OF DAY	
1 -		48.620	2:31.086	70.74	10.781	16:56:11.091	
2 -	1:34.092	47.903	2:21.995 (3)	75.27	1.690	16:58:33.086	
3 -	1:34.602	47.460	2:22.062	75.23	1.757	17:00:55.148	
4 -	1:32.916	47.389	2:20.305 (1)	76.17		17:03:15.453	
5 -	1:33.402	47.437	2:20.839 (2)	75.88	0.534	17:05:36.292	

P15 76		Phillip RODGERS		Suzuki - pinbadgelab.co.uk			
IDEAL LAP TIME : 2:20.958		BEST LAP TIME : 2:21.256		DIFFERENCE : 0.298			
LAP	SECTOR 1	SECTOR 2	LAP TIME	MPH	DIFF	TIME OF DAY	
1 -		49.332	2:35.938	68.54	14.682	16:56:15.943	
2 -	1:35.985	48.429	2:24.414	74.01	3.158	16:58:40.357	
3 -	1:34.733	48.231	2:22.964 (3)	74.76	1.708	17:01:03.321	
4 -	1:33.982	47.274	2:21.256 (1)	75.66		17:03:24.577	
5 -	1:34.511	46.976	2:21.487 (2)	75.54	0.231	17:05:46.064	

P16 171		Colin CLUNE		Suzuki -			
IDEAL LAP TIME : 2:21.991		BEST LAP TIME : 2:22.619		DIFFERENCE : 0.628			
LAP	SECTOR 1	SECTOR 2	LAP TIME	MPH	DIFF	TIME OF DAY	
1 -		48.205	2:34.615	69.12	11.996	16:56:14.620	
2 -	1:35.475	48.130	2:23.605	74.42	0.986	16:58:38.225	
3 -	1:35.666	46.994	2:22.660 (2)	74.91	0.041	17:01:00.885	
4 -	1:34.997	47.622	2:22.619 (1)	74.94		17:03:23.504	
5 -	1:35.900	47.330	2:23.230 (3)	74.62	0.611	17:05:46.734	

P17 44		Tony PARKER		Suzuki - Emerald Elevators			
IDEAL LAP TIME : 2:24.120		BEST LAP TIME : 2:24.120		DIFFERENCE : 0.000			
LAP	SECTOR 1	SECTOR 2	LAP TIME	MPH	DIFF	TIME OF DAY	
1 -		49.945	2:36.412	68.33	12.292	16:56:16.417	
2 -	1:36.354	48.988	2:25.342 (3)	73.53	1.222	16:58:41.759	
3 -	1:35.442	49.198	2:24.640 (2)	73.89	0.520	17:01:06.399	
4 -	1:35.342	48.778	2:24.120 (1)	74.16		17:03:30.519	
5 -	1:35.854	49.664	2:25.518	73.44	1.398	17:05:56.037	

P18 137		Charlie CRAWT		Suzuki - Pass Bike Motorcycle Training Ltd & Sublime Designs			
IDEAL LAP TIME : 2:24.885		BEST LAP TIME : 2:24.885		DIFFERENCE : 0.000			
LAP	SECTOR 1	SECTOR 2	LAP TIME	MPH	DIFF	TIME OF DAY	
1 -		49.627	2:31.932	70.34	7.047	16:56:11.937	
2 -	1:36.376	49.448	2:25.824 (2)	73.29	0.939	16:58:37.761	
3 -	1:36.099	48.786	2:24.885 (1)	73.76		17:01:02.646	
4 -	1:36.740	49.526	2:26.266 (3)	73.07	1.381	17:03:28.912	
5 -	1:37.115	50.031	2:27.146	72.63	2.261	17:05:56.058	

P19 80		Leon STEWART		Suzuki -			
IDEAL LAP TIME : 2:23.442		BEST LAP TIME : 2:24.385		DIFFERENCE : 0.943			
LAP	SECTOR 1	SECTOR 2	LAP TIME	MPH	DIFF	TIME OF DAY	
1 -		51.079	2:42.198	65.89	17.813	16:56:22.203	
2 -	1:39.939	51.210	2:31.149	70.71	6.764	16:58:53.352	
3 -	1:37.479	49.901	2:27.380 (3)	72.52	2.995	17:01:20.732	
4 -	1:35.968	48.417	2:24.385 (1)	74.02		17:03:45.117	
5 -	1:37.509	47.474	2:24.983 (2)	73.71	0.598	17:06:10.100	

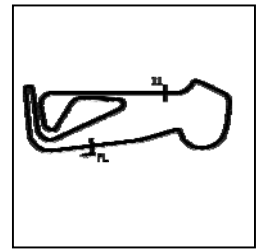
Weather / Track : Cloudy / Damp

Snetterton 300
Circuit Length = 2.9689 miles
Start: 16:53 Flag 17:04 End: 17:07

BMCRC - MRO Championships 2019 - Rnd 5 @ Snetterton

MRO Minitwins & BMCRC Rookie Minitwins

RACE 13 - SECTOR ANALYSIS



SECTOR 1 = FL to I1, SECTOR 2 = I1 to FL, DIFF = Difference To Personal Best Lap, P = Crossed Finish Line in Pit Lane, D = Time Disallowed

P20	611 R	David CURTIS	Kawasaki - CSS/The wife			
IDEAL LAP TIME : 2:27.030		BEST LAP TIME : 2:27.433	DIFFERENCE : 0.403			
LAP	SECTOR 1	SECTOR 2	LAP TIME	MPH	DIFF	TIME OF DAY
1 -		50.574	2:38.072	67.61	10.639	16:56:18.077
2 -	1:39.148	50.483	2:29.631	71.42	2.198	16:58:47.708
3 -	1:37.519	51.018	2:28.537 (3)	71.95	1.104	17:01:16.245
4 -	1:38.474	49.919	2:28.393 (2)	72.02	0.960	17:03:44.638
5 -	1:37.922	49.511	2:27.433 (1)	72.49		17:06:12.071
P21	112 R	Jamie NAGY	Suzuki - Steelmate			
IDEAL LAP TIME : 2:27.893		BEST LAP TIME : 2:28.515	DIFFERENCE : 0.622			
LAP	SECTOR 1	SECTOR 2	LAP TIME	MPH	DIFF	TIME OF DAY
1 -		50.725	2:41.255	66.28	12.740	16:56:21.260
2 -	1:40.326	50.209	2:30.535	71.00	2.020	16:58:51.795
3 -	1:38.370	50.339	2:28.709 (3)	71.87	0.194	17:01:20.504
4 -	1:38.992	49.523	2:28.515 (1)	71.96		17:03:49.019
5 -	1:38.787	49.735	2:28.522 (2)	71.96	0.007	17:06:17.541
P22	40 R	Simon WILKINSON	Suzuki - S P Wilkinson Engineering Ltd			
IDEAL LAP TIME : 2:26.812		BEST LAP TIME : 2:27.055	DIFFERENCE : 0.243			
LAP	SECTOR 1	SECTOR 2	LAP TIME	MPH	DIFF	TIME OF DAY
1 -		51.517	2:42.519	65.76	15.464	16:56:22.524
2 -	1:39.985	51.609	2:31.594	70.50	4.539	16:58:54.118
3 -	1:38.789	49.398	2:28.187 (2)	72.12	1.132	17:01:22.305
4 -	1:37.414	49.641	2:27.055 (1)	72.68		17:03:49.360
5 -	1:37.665	50.697	2:28.362 (3)	72.04	1.307	17:06:17.722
P23	60 R	Alan HENSBY	Suzuki -			
IDEAL LAP TIME : 2:29.880		BEST LAP TIME : 2:30.437	DIFFERENCE : 0.557			
LAP	SECTOR 1	SECTOR 2	LAP TIME	MPH	DIFF	TIME OF DAY
1 -		50.678	2:38.601	67.38	8.164	16:56:18.606
2 -	1:40.060	50.570	2:30.630 (2)	70.95	0.193	16:58:49.236
3 -	1:40.010	51.080	2:31.090 (3)	70.73	0.653	17:01:20.326
4 -	1:40.567	49.870	2:30.437 (1)	71.04		17:03:50.763
5 -	1:41.330	52.188	2:33.518	69.62	3.081	17:06:24.281
P24	50	Adam RIDGWELL	Suzuki - Mike 'the hunter' Powell			
IDEAL LAP TIME : 2:30.018		BEST LAP TIME : 2:30.018	DIFFERENCE : 0.000			
LAP	SECTOR 1	SECTOR 2	LAP TIME	MPH	DIFF	TIME OF DAY
1 -		51.588	2:41.145	66.32	11.127	16:56:21.150
2 -	1:40.902	51.502	2:32.404 (3)	70.12	2.386	16:58:53.554
3 -	1:42.255	50.845	2:33.100	69.81	3.082	17:01:26.654
4 -	1:40.434	50.386	2:30.820 (2)	70.86	0.802	17:03:57.474
5 -	1:40.082	49.936	2:30.018 (1)	71.24		17:06:27.492
P25	194 R	Simon GARDNER	Kawasaki - Utilergy			
IDEAL LAP TIME : 2:29.801		BEST LAP TIME : 2:29.801	DIFFERENCE : 0.000			
LAP	SECTOR 1	SECTOR 2	LAP TIME	MPH	DIFF	TIME OF DAY
1 -		50.849	2:41.509	66.17	11.708	16:56:21.514
2 -	1:40.752	51.124	2:31.876 (3)	70.37	2.075	16:58:53.390
3 -	1:42.412	50.929	2:33.341	69.70	3.540	17:01:26.731
4 -	1:41.142	50.043	2:31.185 (2)	70.69	1.384	17:03:57.916
5 -	1:40.568	49.233	2:29.801 (1)	71.34		17:06:27.717
P26	126	Damien LECHAUVE	Suzuki -			
IDEAL LAP TIME : 2:33.088		BEST LAP TIME : 2:33.624	DIFFERENCE : 0.536			
LAP	SECTOR 1	SECTOR 2	LAP TIME	MPH	DIFF	TIME OF DAY

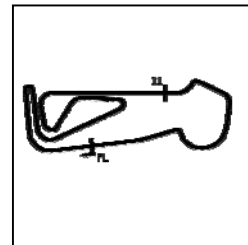
Weather / Track : Cloudy / Damp

Snetterton 300
Circuit Length = 2.9689 miles
Start: 16:53 Flag 17:04 End: 17:07

BMCRC - MRO Championships 2019 - Rnd 5 @ Snetterton

MRO Minitwins & BMCRC Rookie Minitwins

RACE 13 - SECTOR ANALYSIS



SECTOR 1 = FL to I1, SECTOR 2 = I1 to FL, DIFF = Difference To Personal Best Lap, P = Crossed Finish Line in Pit Lane, D = Time Disallowed

1 -		51.714	2:37.693	67.77	4.069	16:56:17.698
2 -	1:41.715	53.793	2:35.508	68.73	1.884	16:58:53.206
3 -	1:42.664	52.771	2:35.435 (3)	68.76	1.811	17:01:28.641
4 -	1:42.251	51.373	2:33.624 (1)	69.57		17:04:02.265
5 -	1:41.781	52.471	2:34.252 (2)	69.28	0.628	17:06:36.517

P27	43	Robert DAVIE	Suzuki -			
IDEAL LAP TIME : 2:32.278		BEST LAP TIME : 2:32.603	DIFFERENCE : 0.325			
LAP	SECTOR 1	SECTOR 2	LAP TIME	MPH	DIFF	TIME OF DAY

1 -		52.705	2:46.574	64.16	13.971	16:56:26.579
2 -	1:44.065	52.335	2:36.400	68.33	3.797	16:59:02.979
3 -	1:42.512	52.639	2:35.151 (3)	68.88	2.548	17:01:38.130
4 -	1:41.744	52.009	2:33.753 (2)	69.51	1.150	17:04:11.883
5 -	1:40.269	52.334	2:32.603 (1)	70.03		17:06:44.486

P28	20 R	Steve MALE	Suzuki - ATB Racing			
IDEAL LAP TIME : 2:59.808		BEST LAP TIME : 3:00.356	DIFFERENCE : 0.548			
LAP	SECTOR 1	SECTOR 2	LAP TIME	MPH	DIFF	TIME OF DAY

1 -		1:03.758	3:15.959	54.54	15.603	16:56:55.964
2 -	2:01.164	1:02.903	3:04.067 (3)	58.06	3.711	17:00:00.031
3 -	2:02.033	1:00.836	3:02.869 (2)	58.44	2.513	17:03:02.900
4 -	1:58.972	1:01.384	3:00.356 (1)	59.26		17:06:03.256

P29	48	Shaun WALLIS	Suzuki - Watling Tyres			
IDEAL LAP TIME : 2:25.425		BEST LAP TIME : 2:25.501	DIFFERENCE : 0.076			
LAP	SECTOR 1	SECTOR 2	LAP TIME	MPH	DIFF	TIME OF DAY

1 -		49.366	2:32.672	70.00	7.171	16:56:12.677
2 -	1:36.059	49.442	2:25.501 (1)	73.45		16:58:38.178

P30	58	Stacey KILLWORTH	Suzuki - BK/Everns			
IDEAL LAP TIME : 2:20.723		BEST LAP TIME :	DIFFERENCE :			
LAP	SECTOR 1	SECTOR 2	LAP TIME	MPH	DIFF	TIME OF DAY

1 -		46.590	2:26.679	72.86		16:56:06.684
-----	--	---------------	----------	-------	--	--------------

P31	84	Ricardo BRANCO	Suzuki - IMP Racing			
IDEAL LAP TIME : 2:23.571		BEST LAP TIME :	DIFFERENCE :			
LAP	SECTOR 1	SECTOR 2	LAP TIME	MPH	DIFF	TIME OF DAY

1 -		48.144	2:30.547	70.99		16:56:10.552
-----	--	---------------	----------	-------	--	--------------

BMCRC - MRO Championships 2019 - Rnd 5 @ Snetterton

MRO Minitwins & BMCRC Rookie Minitwins

RACE 13 - BEST SECTORS

SECTOR 1				SECTOR 2				IDEAL / BEST COMPARISON				
POS	NO	NAME	TIME	NO	NAME	TIME	POS	NO	NAME	IDEAL	BEST	DIFF
									PERFECT LAP	2:08.307		
1	74	SINGLETON	1:25.443	74	SINGLETON	42.864	1	74	SINGLETON	2:08.307	2:08.307	0.000
2	78	POVAH	1:25.696	9	TAYLOR	42.877	2	78	POVAH	2:08.904	2:09.035	0.131
3	26	DAVIES	1:26.269	78	POVAH	43.208	3	9	TAYLOR	2:09.154	2:09.642	0.488
4	9	TAYLOR	1:26.277	26	DAVIES	43.575	4	26	DAVIES	2:09.844	2:10.079	0.235
5	232	WETHERELL	1:27.182	232	WETHERELL	43.895	5	232	WETHERELL	2:11.077	2:11.099	0.022
6	19	LILLEY	1:27.431	86	WITHERINGTON	43.944	6	19	LILLEY	2:11.618	2:12.193	0.575
7	86	WITHERINGTON	1:27.764	19	LILLEY	44.187	7	86	WITHERINGTON	2:11.708	2:11.708	0.000
8	17	DOWNES (R)	1:28.363	17	DOWNES (R)	44.296	8	17	DOWNES (R)	2:12.659	2:12.911	0.252
9	13	GREEN	1:29.346	156	STONE	44.452	9	156	STONE	2:14.139	2:14.347	0.208
10	156	STONE	1:29.687	13	GREEN	45.483	10	13	GREEN	2:14.829	2:14.829	0.000
11	56	INGHAM	1:30.974	56	INGHAM	46.051	11	56	INGHAM	2:17.025	2:17.330	0.305
12	0	STANLEY	1:32.540	46	MORRIS	46.563	12	46	MORRIS	2:19.337	2:19.337	0.000
13	46	MORRIS	1:32.774	58	KILLWORTH	46.590	13	0	STANLEY	2:19.564	2:19.899	0.335
14	181	FRANKLIN	1:32.916	76	RODGERS	46.976	14	181	FRANKLIN	2:20.305	2:20.305	0.000
15	76	RODGERS	1:33.982	171	CLUNE	46.994	15	58	KILLWORTH	2:20.723		
16	58	KILLWORTH	1:34.133	0	STANLEY	47.024	16	76	RODGERS	2:20.958	2:21.256	0.298
17	171	CLUNE	1:34.997	181	FRANKLIN	47.389	17	171	CLUNE	2:21.991	2:22.619	0.628
18	44	PARKER	1:35.342	80	STEWART	47.474	18	80	STEWART	2:23.442	2:24.385	0.943
19	84	BRANCO	1:35.427	84	BRANCO	48.144	19	84	BRANCO	2:23.571		
20	80	STEWART	1:35.968	44	PARKER	48.778	20	44	PARKER	2:24.120	2:24.120	0.000
21	48	WALLIS	1:36.059	137	CRAWT	48.786	21	137	CRAWT	2:24.885	2:24.885	0.000
22	137	CRAWT	1:36.099	194	GARDNER	49.233	22	48	WALLIS	2:25.425	2:25.501	0.076
23	40	WILKINSON	1:37.414	48	WALLIS	49.366	23	40	WILKINSON	2:26.812	2:27.055	0.243
24	611	CURTIS	1:37.519	40	WILKINSON	49.398	24	611	CURTIS	2:27.030	2:27.433	0.403
25	112	NAGY	1:38.370	611	CURTIS	49.511	25	112	NAGY	2:27.893	2:28.515	0.622
26	60	HENSBY	1:40.010	112	NAGY	49.523	26	194	GARDNER	2:29.801	2:29.801	0.000
27	50	RIDGWELL	1:40.082	60	HENSBY	49.870	27	60	HENSBY	2:29.880	2:30.437	0.557
28	43	DAVIE	1:40.269	50	RIDGWELL	49.936	28	50	RIDGWELL	2:30.018	2:30.018	0.000
29	194	GARDNER	1:40.568	126	LECHAUVE	51.373	29	43	DAVIE	2:32.278	2:32.603	0.325
30	126	LECHAUVE	1:41.715	43	DAVIE	52.009	30	126	LECHAUVE	2:33.088	2:33.624	0.536
31	20	MALE	1:58.972	20	MALE	1:00.836	31	20	MALE	2:59.808	3:00.356	0.548
32												
33												

Weather / Track : Cloudy / Damp

Results can be found at www.tsl-timing.com

Snetterton 300

Circuit Length = 2.9689 miles

Start: 16:53 Flag 17:04 End: 17:07

Printed - 18:18 Saturday, 08 June 2019

BMCRC - MRO Championships 2019 - Rnd 5 @ Snetterton



MRO Minitwins & BMCRC Rookie Minitwins

RACE 4 - GRID (7 Laps)

ROW 13	39	34	Dan THOMAS (R)	38	199	Michael FROST	37	51	Andrew DURANT
ROW 12	36	121	Sam KENT	35	159	Benn RIDGWELL	34	192	Daniel MOFFA
ROW 11	33	81	Malvern MAY	32	184	David TWYFORD	31	84	Ricardo BRANCO
ROW 10	30	58	Stacey KILLWORTH	29	20	Steve MALE	28	126	Damien LECHAUVE
ROW 9	27	43	Robert DAVIE	26	60	Alan HENSBY	25	50	Adam RIDGWELL
ROW 8	24	194	Simon GARDNER	23	112	Jamie NAGY	22	611	David CURTIS
ROW 7	21	40	Simon WILKINSON	20	48	Shaun WALLIS	19	137	Charlie CRAWT
ROW 6	18	80	Leon STEWART	17	44	Tony PARKER	16	171	Colin CLUNE
ROW 5	15	76	Phillip RODGERS	14	181	Robert FRANKLIN	13	0	Luke STANLEY
ROW 4	12	46	Jeff MORRIS	11	56	Jamie INGHAM	10	13	Wil GREEN
ROW 3	9	156	Michael STONE	8	17	Tommy DOWNES (R)	7	19	Kevin LILLEY
ROW 2	6	86	Paul WITHERINGTON	5	232	Matt WETHERELL	4	26	Glynn DAVIES
ROW 1	3	9	Mark TAYLOR	2	78	Keith POVAH	1	74	Daniel SINGLETON

Pole

Snetterton 300
Circuit Length = 2.9689 miles

These results are provisional until the conclusion of any judicial and technical matters.

Clerk Of Course :	Timekeeper :
-------------------	--------------

Results can be found at www.tsl-timing.com

Printed - 18:19 Saturday, 08 June 2019



BMCRC - MRO Championships 2019 - Rnd 5 @ Snetterton



MRO Minitwins & BMCRC Rookie Minitwins

RACE 4 - CLASSIFICATION

POS	NO	CL	PIC NAME	ENTRY	LAPS	TIME	GAP	DIFF	MPH	BEST	ON
1	74		Daniel SINGLETON	Suzuki - Bambino Developments Racing	7	14:50.406			84.02	2:05.937	5
2	78		Keith POVAH	Suzuki - 78Plate.com Screenprinting/@crap.sack	7	14:50.422	0.016	0.016	84.02	2:05.479	5
3	9		Mark TAYLOR	Suzuki - SDC Performance	7	14:50.849	0.443	0.427	83.98	2:05.600	5
4	26		Glynn DAVIES	Suzuki -	7	14:57.071	6.665	6.222	83.40	2:06.444	5
5	19		Kevin LILLEY	Suzuki - Vanson Leathers	7	15:15.843	25.437	18.772	81.69	2:09.264	7
6	232	R	Matt WETHERELL	Suzuki - MSG Racing/Lamonde.com/FWR Tyres	7	15:15.968	25.562	0.125	81.68	2:09.118	7
7	156		Michael STONE	Suzuki -	7	15:28.929	38.523	12.961	80.54	2:10.446	7
8	86		Paul WITHERINGTON	Suzuki - PJW Plumbers	7	15:31.672	41.266	2.743	80.30	2:10.849	4
9	13		Wil GREEN	Suzuki - Faith Fueled Racing	7	15:39.669	49.263	7.997	79.62	2:12.252	2
10	192		Daniel MOFFA	Suzuki - DM Racing	7	15:45.654	55.248	5.985	79.11	2:10.504	7
11	76		Phillip RODGERS	Suzuki - pinbadgelab.co.uk	7	15:47.276	56.870	1.622	78.98	2:11.424	7
12	137		Charlie CRAWT	Suzuki - Pass Bike Motorcycle Training Ltd & Sublin	7	15:48.907	58.501	1.631	78.84	2:13.558	7
13	56		Jamie INGHAM	Suzuki - Oadby motorcycle services	7	15:48.998	58.592	0.091	78.83	2:12.526	7
14	171		Colin CLUNE	Suzuki -	7	15:49.516	59.110	0.518	78.79	2:12.989	7
15	46		Jeff MORRIS	Suzuki -	7	15:53.264	1:02.858	3.748	78.48	2:14.026	6
16	48		Shaun WALLIS	Suzuki - Walling Tyres	7	15:55.163	1:04.757	1.899	78.32	2:13.871	6
17	34	R	Dan THOMAS (R)	Suzuki -	7	16:00.121	1:09.715	4.958	77.92	2:13.413	7
18	181		Robert FRANKLIN	Suzuki - RCF GARDENS	7	16:00.142	1:09.736	0.021	77.92	2:15.224	5
19	0		Luke STANLEY	Suzuki - Urban Race Tribe	7	16:22.619	1:32.213	22.477	76.13	2:17.885	4
20	80		Leon STEWART	Suzuki -	7	16:38.662	1:48.256	16.043	74.91	2:18.640	7
21	40	R	Simon WILKINSON	Suzuki - S P Wilkinson Engineering Ltd	7	16:39.486	1:49.080	0.824	74.85	2:20.533	7
22	44		Tony PARKER	Suzuki - Emerald Elevators	7	16:40.495	1:50.089	1.009	74.77	2:21.172	7
23	50		Adam RIDGWELL	Suzuki - Mike 'the hunter' Powell	7	16:41.699	1:51.293	1.204	74.68	2:20.272	5
24	194	R	Simon GARDNER	Kawasaki - Utilergy	7	16:45.038	1:54.632	3.339	74.44	2:21.031	7
25	112	R	Jamie NAGY	Suzuki - Steelmate	7	16:46.527	1:56.121	1.489	74.33	2:20.834	7
26	611	R	David CURTIS	Kawasaki - CSS/The wife	7	16:46.860	1:56.454	0.333	74.30	2:19.771	7
27	51		Andrew DURANT	Suzuki -	7	16:47.823	1:57.417	0.963	74.23	2:20.103	7
28	159		Benn RIDGWELL	Suzuki - Ridgely Racing	7	17:03.928	2:13.522	16.105	73.06	2:22.408	5
29	43		Robert DAVIE	Suzuki -	6	14:51.447	1 Lap	1 Lap	71.93	2:25.660	6
30	60	R	Alan HENSBY	Suzuki -	6	14:55.425	1 Lap	3.978	71.61	2:26.320	3
31	121	R	Sam KENT	Suzuki -	6	15:38.136	1 Lap	42.711	68.35	2:30.759	2
32	20	R	Steve MALE	Suzuki - ATB Racing	6	17:25.540	1 Lap	1:47.404	61.33	2:50.193	6

NOT CLASSIFIED

DNF	17	R	Tommy DOWNES (R)	Suzuki - Ray Gnarley/ MoreMoto	1	2:15.234	6 Laps	5 Laps	79.03		
DNF	58		Stacey KILLWORTH	Suzuki - BK/Everns	1	2:20.778	6 Laps	5.544	75.92		
DNF	126		Damien LECHAUVE	Suzuki -	0						
DNF	84		Ricardo BRANCO	Suzuki - IMP Racing	0						

FASTEST LAP

78			Keith POVAH	Suzuki - 78Plate.com Screenprinting/@crap.sack	5	2:05.479		85.17 mph		137.08 kph	
232	R		Matt WETHERELL	Suzuki - MSG Racing/Lamonde.com/FWR Tyres	7	2:09.118		82.77 mph		133.21 kph	

Class - 92.5% of Race Speed = 77.71 mph
 Class R - 92.5% of Race Speed = 75.55 mph

Snetterton 300
 Circuit Length = 2.9689 miles
 Start: 11:03 Flag 11:18 End: 11:20

Weather / Track : Bright / Dry

These results are provisional until the conclusion of any judicial and technical matters.

Clerk Of Course :		Timekeeper :	
-------------------	--	--------------	--

Results can be found at www.tsl-timing.com

Printed - 11:22 Sunday, 09 June 2019



BMCRC - MRO Championships 2019 - Rnd 5 @ Snetterton

MRO Minitwins & BMCRC Rookie Minitwins

RACE 4 - LAP CHART

LAP 1 @ 11:05:25.958

NO	BEHIND	LAP TIME
74		2:11.442
26	0.593	2:12.035
9	1.643	2:13.085
78	1.791	2:13.233
17	3.792	2:15.234
232	4.158	2:15.600
19	4.644	2:16.086
86	6.434	2:17.876
13	7.169	2:18.611
156	7.902	2:19.344
58	9.336	2:20.778
181	10.628	2:22.070
137	10.756	2:22.198
46	11.470	2:22.912
56	12.633	2:24.075
171	12.639	2:24.081
192	13.347	2:24.789
76	14.168	2:25.610
0	14.396	2:25.838
48	14.571	2:26.013
44	17.874	2:29.316
34	18.457	2:29.899
40	19.031	2:30.473
112	19.872	2:31.314
50	20.527	2:31.969
194	21.095	2:32.537
80	21.811	2:33.253
611	23.324	2:34.766
51	23.784	2:35.226
60	25.984	2:37.426
159	26.561	2:38.003
43	27.773	2:39.215
121	29.420	2:40.862
20	51.237	3:02.679

LAP 2 @ 11:07:32.335

NO	BEHIND	LAP TIME
74		2:06.377
26	0.839	2:06.623
78	1.204	2:05.790
9	1.984	2:06.718
19	7.939	2:09.672
232	8.191	2:10.410
86	12.142	2:12.085
13	13.044	2:12.252
156	14.086	2:12.561
137	19.190	2:14.811
46	20.021	2:14.928
181	20.931	2:16.680
56	21.178	2:14.922
76	21.445	2:13.654
171	22.328	2:16.066
48	24.473	2:16.279
192	24.631	2:17.661
0	26.028	2:18.009
34	29.623	2:17.543
44	33.854	2:22.357
40	34.073	2:21.419
50	36.826	2:22.676
112	37.529	2:24.034
194	38.085	2:23.367
80	38.802	2:23.368

Weather / Track : Bright / Dry

Results can be found at www.tsl-timing.com

611	39.393	2:22.446
51	39.579	2:22.172
159	48.423	2:28.239
60	48.632	2:29.025
43	49.422	2:28.026
121	53.802	2:30.759
20	1:39.274	2:54.414

LAP 3 @ 11:09:38.836

NO	BEHIND	LAP TIME
74		2:06.501
26	0.852	2:06.514
78	1.372	2:06.669
9	1.959	2:06.476
19	12.076	2:10.638
232	12.614	2:10.924
86	17.085	2:11.444
13	19.007	2:12.464
156	19.210	2:11.625
137	27.802	2:15.113
46	28.624	2:15.104
56	28.818	2:14.141
76	29.527	2:14.583
171	30.788	2:14.961
181	31.038	2:16.608
192	31.163	2:13.033
48	31.960	2:13.988
0	37.814	2:18.287
34	38.426	2:15.304
40	49.412	2:21.840
44	50.119	2:22.766
50	52.681	2:22.356
80	53.754	2:21.453
194	54.120	2:22.536
112	55.266	2:24.238
51	55.463	2:22.385
611	56.224	2:23.332
159	1:07.205	2:25.283
60	1:08.451	2:26.320
43	1:08.888	2:25.967
121	1:19.121	2:31.820

LAP 4 @ 11:11:45.623

NO	BEHIND	LAP TIME
74		2:06.787
78	0.674	2:06.089
26	1.227	2:07.162
9	1.419	2:06.247
19	16.038	2:10.749
232	16.438	2:10.611
20	1 Lap	2:53.877
86	21.147	2:10.849
13	25.285	2:13.065
156	25.414	2:12.991
137	35.684	2:14.669
46	36.267	2:14.430
76	36.430	2:13.690
192	36.806	2:12.430
56	36.828	2:14.797
171	37.989	2:13.988
48	39.294	2:14.121
181	40.335	2:16.084
34	46.713	2:15.074
0	48.912	2:17.885

40	1:04.021	2:21.396
44	1:04.812	2:21.480
80	1:05.810	2:18.843
50	1:07.194	2:21.300
194	1:09.354	2:22.021
112	1:11.806	2:23.327
51	1:12.438	2:23.762
611	1:12.822	2:23.385
159	1:23.187	2:22.769
60	1:28.731	2:27.067
43	1:28.866	2:26.765
121	1:45.417	2:33.083

LAP 5 @ 11:13:51.560

NO	BEHIND	LAP TIME
74		2:05.937
78	0.216	2:05.479
9	1.082	2:05.600
26	1.734	2:06.444
19	20.211	2:10.110
232	20.540	2:10.039
86	27.764	2:12.554
156	30.973	2:11.496
13	32.586	2:13.238
137	44.161	2:14.414
46	44.870	2:14.540
192	45.073	2:14.204
76	45.110	2:14.617
56	45.589	2:14.698
171	45.787	2:13.735
48	48.320	2:14.963
181	49.622	2:15.224
34	55.847	2:15.071
0	1:03.438	2:20.463
20	1 Lap	2:52.313
40	1:19.807	2:21.723
44	1:20.426	2:21.551
80	1:20.988	2:21.115
50	1:21.529	2:20.272
194	1:25.039	2:21.622
112	1:26.834	2:20.965
51	1:27.557	2:21.056
611	1:28.324	2:21.439
159	1:39.658	2:22.408
43	1:48.743	2:25.814
60	1:50.712	2:27.918

LAP 6 @ 11:15:58.026

NO	BEHIND	LAP TIME
74		2:06.466
78	0.070	2:06.320
9	0.472	2:05.856
26	2.990	2:07.722
121	1 Lap	2:41.005
19	23.069	2:09.324
232	23.340	2:09.266
86	34.123	2:12.825
156	34.973	2:10.466
13	40.688	2:14.568
192	51.640	2:13.033
137	51.839	2:14.144
76	52.342	2:13.698
46	52.430	2:14.026
56	52.962	2:13.839

171	53.017	2:13.696
48	55.725	2:13.871
181	1:00.178	2:17.022
34	1:03.198	2:13.817
0	1:17.978	2:21.006
40	1:35.443	2:22.102
44	1:35.813	2:21.853
80	1:36.512	2:21.990
50	1:36.632	2:21.569
194	1:40.497	2:21.924
112	1:42.183	2:21.815
611	1:43.579	2:21.721
51	1:44.210	2:23.119
20	1 Lap	2:52.064
159	1:57.183	2:23.991

LAP 7 @ 11:18:04.922

NO	BEHIND	LAP TIME
74		2:06.896
78	0.016	2:06.842
9	0.443	2:06.867
43	1 Lap	2:25.660
60	1 Lap	2:27.669
26	6.665	2:10.571
19	25.437	2:09.264
232	25.562	2:09.118
156	38.523	2:10.446
86	41.266	2:14.039
121	1 Lap	2:40.607
13	49.263	2:15.471
192	55.248	2:10.504
76	56.870	2:11.424
137	58.501	2:13.558
56	58.592	2:12.526
171	59.110	2:12.989
46	1:02.858	2:17.324
48	1:04.757	2:15.928
34	1:09.715	2:13.413
181	1:09.736	2:16.454
0	1:32.213	2:21.131
80	1:48.256	2:18.640
40	1:49.080	2:20.533
44	1:50.089	2:21.172
50	1:51.293	2:21.557
194	1:54.632	2:21.031
112	1:56.121	2:20.834
611	1:56.454	2:19.771
51	1:57.417	2:20.103
159	2:13.522	2:23.235
20	1 Lap	2:50.193

Snetterton 300

Circuit Length = 2.9689 miles

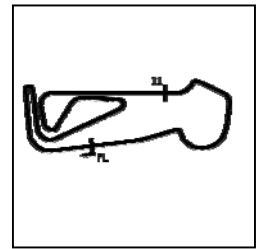
Start: 11:03 Flag 11:18 End: 11:20

Printed - 11:23 Sunday, 09 June 2019

BMCRC - MRO Championships 2019 - Rnd 5 @ Snetterton

MRO Minitwins & BMCRC Rookie Minitwins

RACE 4 - SECTOR ANALYSIS



SECTOR 1 = FL to I1, SECTOR 2 = I1 to FL, DIFF = Difference To Personal Best Lap, P = Crossed Finish Line in Pit Lane, D = Time Disallowed

P1 74		Daniel SINGLETON		Suzuki - Bambino Developments Racing		
IDEAL LAP TIME : 2:05.749		BEST LAP TIME : 2:05.937		DIFFERENCE : 0.188		
LAP	SECTOR 1	SECTOR 2	LAP TIME	MPH	DIFF	TIME OF DAY
1 -		42.044	2:11.442	81.31	5.505	11:05:25.958
2 -	1:24.566	41.811	2:06.377 (2)	84.57	0.440	11:07:32.335
3 -	1:24.442	42.059	2:06.501	84.49	0.564	11:09:38.836
4 -	1:24.822	41.965	2:06.787	84.29	0.850	11:11:45.623
5 -	1:23.938	41.999	2:05.937 (1)	84.86		11:13:51.560
6 -	1:24.370	42.096	2:06.466 (3)	84.51	0.529	11:15:58.026
7 -	1:24.075	42.821	2:06.896	84.22	0.959	11:18:04.922

P2 78		Keith POVAH		Suzuki - 78Plate.com Screenprinting/@crap.sack		
IDEAL LAP TIME : 2:05.479		BEST LAP TIME : 2:05.479		DIFFERENCE : 0.000		
LAP	SECTOR 1	SECTOR 2	LAP TIME	MPH	DIFF	TIME OF DAY
1 -		41.946	2:13.233	80.22	7.754	11:05:27.749
2 -	1:23.987	41.803	2:05.790 (2)	84.96	0.311	11:07:33.539
3 -	1:24.856	41.813	2:06.669	84.37	1.190	11:09:40.208
4 -	1:24.384	41.705	2:06.089 (3)	84.76	0.610	11:11:46.297
5 -	1:23.820	41.659	2:05.479 (1)	85.17		11:13:51.776
6 -	1:24.328	41.992	2:06.320	84.61	0.841	11:15:58.096
7 -	1:24.408	42.434	2:06.842	84.26	1.363	11:18:04.938

P3 9		Mark TAYLOR		Suzuki - SDC Performance		
IDEAL LAP TIME : 2:05.516		BEST LAP TIME : 2:05.600		DIFFERENCE : 0.084		
LAP	SECTOR 1	SECTOR 2	LAP TIME	MPH	DIFF	TIME OF DAY
1 -		42.261	2:13.085	80.30	7.485	11:05:27.601
2 -	1:24.823	41.895	2:06.718	84.34	1.118	11:07:34.319
3 -	1:24.043	42.433	2:06.476	84.50	0.876	11:09:40.795
4 -	1:24.043	42.204	2:06.247 (3)	84.66	0.647	11:11:47.042
5 -	1:23.928	41.672	2:05.600 (1)	85.09		11:13:52.642
6 -	1:24.268	41.588	2:05.856 (2)	84.92	0.256	11:15:58.498
7 -	1:24.349	42.518	2:06.867	84.24	1.267	11:18:05.365

P4 26		Glynn DAVIES		Suzuki -		
IDEAL LAP TIME : 2:06.000		BEST LAP TIME : 2:06.444		DIFFERENCE : 0.444		
LAP	SECTOR 1	SECTOR 2	LAP TIME	MPH	DIFF	TIME OF DAY
1 -		42.031	2:12.035	80.94	5.591	11:05:26.551
2 -	1:24.004	42.619	2:06.623 (3)	84.40	0.179	11:07:33.174
3 -	1:24.518	41.996	2:06.514 (2)	84.48	0.070	11:09:39.688
4 -	1:25.064	42.098	2:07.162	84.05	0.718	11:11:46.850
5 -	1:24.182	42.262	2:06.444 (1)	84.52		11:13:53.294
6 -	1:24.901	42.821	2:07.722	83.68	1.278	11:16:01.016
7 -	1:26.522	44.049	2:10.571	81.85	4.127	11:18:11.587

P5 19		Kevin LILLEY		Suzuki - Vanson Leathers		
IDEAL LAP TIME : 2:08.958		BEST LAP TIME : 2:09.264		DIFFERENCE : 0.306		
LAP	SECTOR 1	SECTOR 2	LAP TIME	MPH	DIFF	TIME OF DAY
1 -		43.623	2:16.086	78.53	6.822	11:05:30.602
2 -	1:25.872	43.800	2:09.672 (3)	82.42	0.408	11:07:40.274
3 -	1:26.844	43.794	2:10.638	81.81	1.374	11:09:50.912
4 -	1:26.871	43.878	2:10.749	81.74	1.485	11:12:01.661
5 -	1:26.643	43.467	2:10.110	82.14	0.846	11:14:11.771
6 -	1:26.066	43.258	2:09.324 (2)	82.64	0.060	11:16:21.095
7 -	1:26.178	43.086	2:09.264 (1)	82.68		11:18:30.359

P6 232 R		Matt WETHERELL		Suzuki - MSG Racing/Lamonde.com/FWR Tyres		
IDEAL LAP TIME : 2:08.867		BEST LAP TIME : 2:09.118		DIFFERENCE : 0.251		
LAP	SECTOR 1	SECTOR 2	LAP TIME	MPH	DIFF	TIME OF DAY

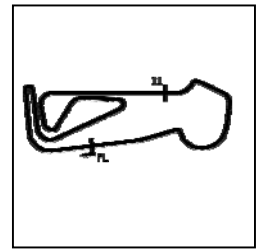
Weather / Track : Bright / Dry

Snetterton 300
Circuit Length = 2.9689 miles
Start: 11:03 Flag 11:18 End: 11:20

BMCRC - MRO Championships 2019 - Rnd 5 @ Snetterton

MRO Minitwins & BMCRC Rookie Minitwins

RACE 4 - SECTOR ANALYSIS



SECTOR 1 = FL to I1, SECTOR 2 = I1 to FL, DIFF = Difference To Personal Best Lap, P = Crossed Finish Line in Pit Lane, D = Time Disallowed

1 -		43.476		2:15.600	78.82	6.482	11:05:30.116
2 -	1:26.913	43.497		2:10.410	81.95	1.292	11:07:40.526
3 -	1:26.704	44.220		2:10.924	81.63	1.806	11:09:51.450
4 -	1:26.419	44.192		2:10.611	81.83	1.493	11:12:02.061
5 -	1:26.657	43.382		2:10.039 (3)	82.19	0.921	11:14:12.100
6 -	1:26.053	43.213		2:09.266 (2)	82.68	0.148	11:16:21.366
7 -	1:26.304	42.814		2:09.118 (1)	82.77		11:18:30.484

P7 156 Michael STONE		Suzuki -				
IDEAL LAP TIME : 2:10.294		BEST LAP TIME : 2:10.446		DIFFERENCE : 0.152		
LAP	SECTOR 1	SECTOR 2	LAP TIME	MPH	DIFF	TIME OF DAY

1 -		44.404		2:19.344	76.70	8.898	11:05:33.860
2 -	1:28.553	44.008		2:12.561	80.62	2.115	11:07:46.421
3 -	1:27.890	43.735		2:11.625	81.20	1.179	11:09:58.046
4 -	1:28.251	44.740		2:12.991	80.36	2.545	11:12:11.037
5 -	1:28.183	43.313		2:11.496 (3)	81.28	1.050	11:14:22.533
6 -	1:27.196	43.270		2:10.466 (2)	81.92	0.020	11:16:32.999
7 -	1:27.348	43.098		2:10.446 (1)	81.93		11:18:43.445

P8 86 Paul WITHERINGTON		Suzuki - PJW Plumbers				
IDEAL LAP TIME : 2:10.849		BEST LAP TIME : 2:10.849		DIFFERENCE : 0.000		
LAP	SECTOR 1	SECTOR 2	LAP TIME	MPH	DIFF	TIME OF DAY

1 -		43.886		2:17.876	77.51	7.027	11:05:32.392
2 -	1:28.084	44.001		2:12.085 (3)	80.91	1.236	11:07:44.477
3 -	1:27.520	43.924		2:11.444 (2)	81.31	0.595	11:09:55.921
4 -	1:27.088	43.761		2:10.849 (1)	81.68		11:12:06.770
5 -	1:28.394	44.160		2:12.554	80.63	1.705	11:14:19.324
6 -	1:28.322	44.503		2:12.825	80.46	1.976	11:16:32.149
7 -	1:28.154	45.885		2:14.039	79.73	3.190	11:18:46.188

P9 13 Wil GREEN		Suzuki - Faith Fueled Racing				
IDEAL LAP TIME : 2:12.252		BEST LAP TIME : 2:12.252		DIFFERENCE : 0.000		
LAP	SECTOR 1	SECTOR 2	LAP TIME	MPH	DIFF	TIME OF DAY

1 -		44.584		2:18.611	77.10	6.359	11:05:33.127
2 -	1:27.846	44.406		2:12.252 (1)	80.81		11:07:45.379
3 -	1:27.881	44.583		2:12.464 (2)	80.68	0.212	11:09:57.843
4 -	1:28.220	44.845		2:13.065 (3)	80.32	0.813	11:12:10.908
5 -	1:28.252	44.986		2:13.238	80.21	0.986	11:14:24.146
6 -	1:29.233	45.335		2:14.568	79.42	2.316	11:16:38.714
7 -	1:30.135	45.336		2:15.471	78.89	3.219	11:18:54.185

P10 192 Daniel MOFFA		Suzuki - DM Racing				
IDEAL LAP TIME : 2:10.504		BEST LAP TIME : 2:10.504		DIFFERENCE : 0.000		
LAP	SECTOR 1	SECTOR 2	LAP TIME	MPH	DIFF	TIME OF DAY

1 -		45.224		2:24.789	73.81	14.285	11:05:39.305
2 -	1:32.278	45.383		2:17.661	77.64	7.157	11:07:56.966
3 -	1:28.482	44.551		2:13.033 (3)	80.34	2.529	11:10:09.999
4 -	1:28.413	44.017		2:12.430 (2)	80.70	1.926	11:12:22.429
5 -	1:29.235	44.969		2:14.204	79.64	3.700	11:14:36.633
6 -	1:27.364	45.669		2:13.033 (3)	80.34	2.529	11:16:49.666
7 -	1:26.946	43.558		2:10.504 (1)	81.89		11:19:00.170

P11 76 Phillip RODGERS		Suzuki - pinbadgelab.co.uk				
IDEAL LAP TIME : 2:11.424		BEST LAP TIME : 2:11.424		DIFFERENCE : 0.000		
LAP	SECTOR 1	SECTOR 2	LAP TIME	MPH	DIFF	TIME OF DAY

1 -		46.051		2:25.610	73.40	14.186	11:05:40.126
2 -	1:28.542	45.112		2:13.654 (2)	79.96	2.230	11:07:53.780
3 -	1:30.231	44.352		2:14.583	79.41	3.159	11:10:08.363
4 -	1:28.362	45.328		2:13.690 (3)	79.94	2.266	11:12:22.053

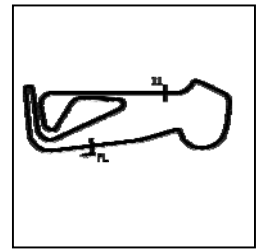
Weather / Track : Bright / Dry

Snetterton 300
Circuit Length = 2.9689 miles
Start: 11:03 Flag 11:18 End: 11:20

BMCRC - MRO Championships 2019 - Rnd 5 @ Snetterton

MRO Minitwins & BMCRC Rookie Minitwins

RACE 4 - SECTOR ANALYSIS



SECTOR 1 = FL to I1, SECTOR 2 = I1 to FL, DIFF = Difference To Personal Best Lap, P = Crossed Finish Line in Pit Lane, D = Time Disallowed

5 -	1:29.058	45.559	2:14.617	79.39	3.193	11:14:36.670
6 -	1:28.672	45.026	2:13.698	79.94	2.274	11:16:50.368
7 -	1:27.731	43.693	2:11.424 (1)	81.32		11:19:01.792

P12 137	Charlie CRAWT		Suzuki - Pass Bike Motorcycle Training Ltd & Sublime Designs			
IDEAL LAP TIME : 2:13.314		BEST LAP TIME : 2:13.558	DIFFERENCE : 0.244			
LAP	SECTOR 1	SECTOR 2	LAP TIME	MPH	DIFF	TIME OF DAY
1 -		44.700	2:22.198	75.16	8.640	11:05:36.714
2 -	1:29.584	45.227	2:14.811	79.28	1.253	11:07:51.525
3 -	1:29.769	45.344	2:15.113	79.10	1.555	11:10:06.638
4 -	1:29.484	45.185	2:14.669	79.36	1.111	11:12:21.307
5 -	1:29.181	45.233	2:14.414 (3)	79.51	0.856	11:14:35.721
6 -	1:29.666	44.478	2:14.144 (2)	79.67	0.586	11:16:49.865
7 -	1:28.836	44.722	2:13.558 (1)	80.02		11:19:03.423

P13 56	Jamie INGHAM		Suzuki - Oadby motorcycle services			
IDEAL LAP TIME : 2:12.334		BEST LAP TIME : 2:12.526	DIFFERENCE : 0.192			
LAP	SECTOR 1	SECTOR 2	LAP TIME	MPH	DIFF	TIME OF DAY
1 -		44.733	2:24.075	74.18	11.549	11:05:38.591
2 -	1:28.966	45.956	2:14.922	79.21	2.396	11:07:53.513
3 -	1:28.429	45.712	2:14.141 (3)	79.67	1.615	11:10:07.654
4 -	1:28.963	45.834	2:14.797	79.29	2.271	11:12:22.451
5 -	1:30.284	44.414	2:14.698	79.34	2.172	11:14:37.149
6 -	1:28.716	45.123	2:13.839 (2)	79.85	1.313	11:16:50.988
7 -	1:27.920	44.606	2:12.526 (1)	80.64		11:19:03.514

P14 171	Colin CLUNE		Suzuki -			
IDEAL LAP TIME : 2:12.649		BEST LAP TIME : 2:12.989	DIFFERENCE : 0.340			
LAP	SECTOR 1	SECTOR 2	LAP TIME	MPH	DIFF	TIME OF DAY
1 -		44.850	2:24.081	74.18	11.092	11:05:38.597
2 -	1:29.473	46.593	2:16.066	78.55	3.077	11:07:54.663
3 -	1:29.796	45.165	2:14.961	79.19	1.972	11:10:09.624
4 -	1:29.300	44.688	2:13.988	79.76	0.999	11:12:23.612
5 -	1:29.325	44.410	2:13.735 (3)	79.91	0.746	11:14:37.347
6 -	1:28.997	44.699	2:13.696 (2)	79.94	0.707	11:16:51.043
7 -	1:28.239	44.750	2:12.989 (1)	80.36		11:19:04.032

P15 46	Jeff MORRIS		Suzuki -			
IDEAL LAP TIME : 2:13.860		BEST LAP TIME : 2:14.026	DIFFERENCE : 0.166			
LAP	SECTOR 1	SECTOR 2	LAP TIME	MPH	DIFF	TIME OF DAY
1 -		44.780	2:22.912	74.78	8.886	11:05:37.428
2 -	1:29.517	45.411	2:14.928	79.21	0.902	11:07:52.356
3 -	1:29.456	45.648	2:15.104	79.11	1.078	11:10:07.460
4 -	1:29.163	45.267	2:14.430 (2)	79.50	0.404	11:12:21.890
5 -	1:29.193	45.347	2:14.540 (3)	79.44	0.514	11:14:36.430
6 -	1:29.199	44.827	2:14.026 (1)	79.74		11:16:50.456
7 -	1:32.627	44.697	2:17.324	77.83	3.298	11:19:07.780

P16 48	Shaun WALLIS		Suzuki - Watling Tyres			
IDEAL LAP TIME : 2:13.771		BEST LAP TIME : 2:13.871	DIFFERENCE : 0.100			
LAP	SECTOR 1	SECTOR 2	LAP TIME	MPH	DIFF	TIME OF DAY
1 -		46.375	2:26.013	73.19	12.142	11:05:40.529
2 -	1:30.434	45.845	2:16.279	78.42	2.408	11:07:56.808
3 -	1:29.224	44.764	2:13.988 (2)	79.76	0.117	11:10:10.796
4 -	1:29.115	45.006	2:14.121 (3)	79.68	0.250	11:12:24.917
5 -	1:30.014	44.949	2:14.963	79.19	1.092	11:14:39.880
6 -	1:29.215	44.656	2:13.871 (1)	79.83		11:16:53.751
7 -	1:30.939	44.989	2:15.928	78.63	2.057	11:19:09.679

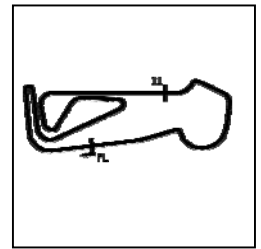
Weather / Track : Bright / Dry

Snetterton 300
Circuit Length = 2.9689 miles
Start: 11:03 Flag 11:18 End: 11:20

BMCRC - MRO Championships 2019 - Rnd 5 @ Snetterton

MRO Minitwins & BMCRC Rookie Minitwins

RACE 4 - SECTOR ANALYSIS



SECTOR 1 = FL to I1, SECTOR 2 = I1 to FL, DIFF = Difference To Personal Best Lap, P = Crossed Finish Line in Pit Lane, D = Time Disallowed

P17 34 R		Dan THOMAS (R)		Suzuki -		
IDEAL LAP TIME : 2:13.249		BEST LAP TIME : 2:13.413		DIFFERENCE : 0.164		
LAP	SECTOR 1	SECTOR 2	LAP TIME	MPH	DIFF	TIME OF DAY
1 -		47.278	2:29.899	71.30	16.486	11:05:44.415
2 -	1:31.902	45.641	2:17.543	77.70	4.130	11:08:01.958
3 -	1:30.164	45.140	2:15.304	78.99	1.891	11:10:17.262
4 -	1:30.106	44.968	2:15.074	79.12	1.661	11:12:32.336
5 -	1:29.375	45.696	2:15.071 (3)	79.12	1.658	11:14:47.407
6 -	1:29.427	44.390	2:13.817 (2)	79.87	0.404	11:17:01.224
7 -	1:28.859	44.554	2:13.413 (1)	80.11		11:19:14.637

P18 181		Robert FRANKLIN		Suzuki - RCF GARDENS		
IDEAL LAP TIME : 2:15.224		BEST LAP TIME : 2:15.224		DIFFERENCE : 0.000		
LAP	SECTOR 1	SECTOR 2	LAP TIME	MPH	DIFF	TIME OF DAY
1 -		45.191	2:22.070	75.23	6.846	11:05:36.586
2 -	1:30.872	45.808	2:16.680	78.19	1.456	11:07:53.266
3 -	1:30.828	45.780	2:16.608	78.23	1.384	11:10:09.874
4 -	1:30.813	45.271	2:16.084 (2)	78.54	0.860	11:12:25.958
5 -	1:30.150	45.074	2:15.224 (1)	79.03		11:14:41.182
6 -	1:31.625	45.397	2:17.022	78.00	1.798	11:16:58.204
7 -	1:30.930	45.524	2:16.454 (3)	78.32	1.230	11:19:14.658

P19 0		Luke STANLEY		Suzuki - Urban Race Tribe		
IDEAL LAP TIME : 2:17.751		BEST LAP TIME : 2:17.885		DIFFERENCE : 0.134		
LAP	SECTOR 1	SECTOR 2	LAP TIME	MPH	DIFF	TIME OF DAY
1 -		46.552	2:25.838	73.28	7.953	11:05:40.354
2 -	1:31.886	46.123	2:18.009 (2)	77.44	0.124	11:07:58.363
3 -	1:31.877	46.410	2:18.287 (3)	77.28	0.402	11:10:16.650
4 -	1:31.628	46.257	2:17.885 (1)	77.51		11:12:34.535
5 -	1:33.107	47.356	2:20.463	76.09	2.578	11:14:54.998
6 -	1:33.696	47.310	2:21.006	75.79	3.121	11:17:16.004
7 -	1:33.851	47.280	2:21.131	75.73	3.246	11:19:37.135

P20 80		Leon STEWART		Suzuki -		
IDEAL LAP TIME : 2:18.127		BEST LAP TIME : 2:18.640		DIFFERENCE : 0.513		
LAP	SECTOR 1	SECTOR 2	LAP TIME	MPH	DIFF	TIME OF DAY
1 -		47.997	2:33.253	69.74	14.613	11:05:47.769
2 -	1:35.833	47.535	2:23.368	74.54	4.728	11:08:11.137
3 -	1:33.299	48.154	2:21.453	75.55	2.813	11:10:32.590
4 -	1:32.574	46.269	2:18.843 (2)	76.97	0.203	11:12:51.433
5 -	1:32.871	48.244	2:21.115 (3)	75.74	2.475	11:15:12.548
6 -	1:34.086	47.904	2:21.990	75.27	3.350	11:17:34.538
7 -	1:33.087	45.553	2:18.640 (1)	77.09		11:19:53.178

P21 40 R		Simon WILKINSON		Suzuki - S P Wilkinson Engineering Ltd		
IDEAL LAP TIME : 2:19.637		BEST LAP TIME : 2:20.533		DIFFERENCE : 0.896		
LAP	SECTOR 1	SECTOR 2	LAP TIME	MPH	DIFF	TIME OF DAY
1 -		48.001	2:30.473	71.02	9.940	11:05:44.989
2 -	1:33.311	48.108	2:21.419 (3)	75.57	0.886	11:08:06.408
3 -	1:33.861	47.979	2:21.840	75.35	1.307	11:10:28.248
4 -	1:33.142	48.254	2:21.396 (2)	75.58	0.863	11:12:49.644
5 -	1:33.923	47.800	2:21.723	75.41	1.190	11:15:11.367
6 -	1:34.279	47.823	2:22.102	75.21	1.569	11:17:33.469
7 -	1:34.038	46.495	2:20.533 (1)	76.05		11:19:54.002

P22 44		Tony PARKER		Suzuki - Emerald Elevators		
IDEAL LAP TIME : 2:20.623		BEST LAP TIME : 2:21.172		DIFFERENCE : 0.549		
LAP	SECTOR 1	SECTOR 2	LAP TIME	MPH	DIFF	TIME OF DAY
1 -		48.001	2:30.473	71.02	9.940	11:05:44.989
2 -	1:33.311	48.108	2:21.419 (3)	75.57	0.886	11:08:06.408
3 -	1:33.861	47.979	2:21.840	75.35	1.307	11:10:28.248
4 -	1:33.142	48.254	2:21.396 (2)	75.58	0.863	11:12:49.644
5 -	1:33.923	47.800	2:21.723	75.41	1.190	11:15:11.367
6 -	1:34.279	47.823	2:22.102	75.21	1.569	11:17:33.469
7 -	1:34.038	46.495	2:20.533 (1)	76.05		11:19:54.002

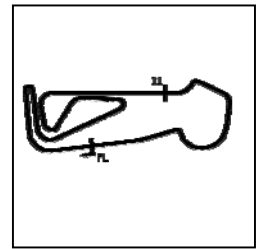
Weather / Track : Bright / Dry

Snetterton 300
Circuit Length = 2.9689 miles
Start: 11:03 Flag 11:18 End: 11:20

BMCRC - MRO Championships 2019 - Rnd 5 @ Snetterton

MRO Minitwins & BMCRC Rookie Minitwins

RACE 4 - SECTOR ANALYSIS



SECTOR 1 = FL to I1, SECTOR 2 = I1 to FL, DIFF = Difference To Personal Best Lap, P = Crossed Finish Line in Pit Lane, D = Time Disallowed

1 -		47.579	2:29.316	71.57	8.144	11:05:43.832
2 -	1:34.281	48.076	2:22.357	75.07	1.185	11:08:06.189
3 -	1:34.096	48.670	2:22.766	74.86	1.594	11:10:28.955
4 -	1:33.658	47.822	2:21.480 (2)	75.54	0.308	11:12:50.435
5 -	1:33.565	47.986	2:21.551 (3)	75.50	0.379	11:15:11.986
6 -	1:34.305	47.548	2:21.853	75.34	0.681	11:17:33.839
7 -	1:34.114	47.058	2:21.172 (1)	75.70		11:19:55.011

P23	50	Adam RIDGWELL	Suzuki - Mike 'the hunter' Powell
IDEAL LAP TIME : 2:20.272		BEST LAP TIME : 2:20.272	DIFFERENCE : 0.000

LAP	SECTOR 1	SECTOR 2	LAP TIME	MPH	DIFF	TIME OF DAY
1 -		47.483	2:31.969	70.33	11.697	11:05:46.485
2 -	1:34.803	47.873	2:22.676	74.91	2.404	11:08:09.161
3 -	1:35.114	47.242	2:22.356	75.07	2.084	11:10:31.517
4 -	1:33.810	47.490	2:21.300 (2)	75.64	1.028	11:12:52.817
5 -	1:33.329	46.943	2:20.272 (1)	76.19		11:15:13.089
6 -	1:34.116	47.453	2:21.569	75.49	1.297	11:17:38.658
7 -	1:33.632	47.925	2:21.557 (3)	75.50	1.285	11:19:56.215

P24	194 R	Simon GARDNER	Kawasaki - Utilegry
IDEAL LAP TIME : 2:21.031		BEST LAP TIME : 2:21.031	DIFFERENCE : 0.000

LAP	SECTOR 1	SECTOR 2	LAP TIME	MPH	DIFF	TIME OF DAY
1 -		47.459	2:32.537	70.06	11.506	11:05:47.053
2 -	1:35.437	47.930	2:23.367	74.55	2.336	11:08:10.420
3 -	1:35.047	47.489	2:22.536	74.98	1.505	11:10:32.956
4 -	1:34.370	47.651	2:22.021	75.25	0.990	11:12:54.977
5 -	1:34.206	47.416	2:21.622 (2)	75.46	0.591	11:15:16.599
6 -	1:34.356	47.568	2:21.924 (3)	75.30	0.893	11:17:38.523
7 -	1:33.847	47.184	2:21.031 (1)	75.78		11:19:59.554

P25	112 R	Jamie NAGY	Suzuki - Steelmate
IDEAL LAP TIME : 2:20.556		BEST LAP TIME : 2:20.834	DIFFERENCE : 0.278

LAP	SECTOR 1	SECTOR 2	LAP TIME	MPH	DIFF	TIME OF DAY
1 -		48.669	2:31.314	70.63	10.480	11:05:45.830
2 -	1:36.434	47.600	2:24.034	74.20	3.200	11:08:09.864
3 -	1:35.986	48.252	2:24.238	74.10	3.404	11:10:34.102
4 -	1:35.051	48.276	2:23.327	74.57	2.493	11:12:57.429
5 -	1:33.564	47.401	2:20.965 (2)	75.82	0.131	11:15:18.394
6 -	1:33.934	47.881	2:21.815 (3)	75.36	0.981	11:17:40.209
7 -	1:33.842	46.992	2:20.834 (1)	75.89		11:20:01.043

P26	611 R	David CURTIS	Kawasaki - CSS/The wife
IDEAL LAP TIME : 2:19.771		BEST LAP TIME : 2:19.771	DIFFERENCE : 0.000

LAP	SECTOR 1	SECTOR 2	LAP TIME	MPH	DIFF	TIME OF DAY
1 -		47.928	2:34.766	69.05	14.995	11:05:49.282
2 -	1:34.309	48.137	2:22.446	75.03	2.675	11:08:11.728
3 -	1:34.564	48.768	2:23.332	74.56	3.561	11:10:35.060
4 -	1:34.103	49.282	2:23.385	74.54	3.614	11:12:58.445
5 -	1:33.878	47.561	2:21.439 (2)	75.56	1.668	11:15:19.884
6 -	1:33.513	48.208	2:21.721 (3)	75.41	1.950	11:17:41.605
7 -	1:32.424	47.347	2:19.771 (1)	76.46		11:20:01.376

P27	51	Andrew DURANT	Suzuki -
IDEAL LAP TIME : 2:20.103		BEST LAP TIME : 2:20.103	DIFFERENCE : 0.000

LAP	SECTOR 1	SECTOR 2	LAP TIME	MPH	DIFF	TIME OF DAY
1 -		48.635	2:35.226	68.85	15.123	11:05:49.742
2 -	1:34.726	47.446	2:22.172 (3)	75.17	2.069	11:08:11.914
3 -	1:34.193	48.192	2:22.385	75.06	2.282	11:10:34.299
4 -	1:34.891	48.871	2:23.762	74.34	3.659	11:12:58.061

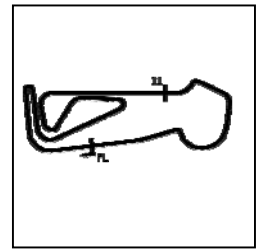
Weather / Track : Bright / Dry

Snetterton 300
Circuit Length = 2.9689 miles
Start: 11:03 Flag 11:18 End: 11:20

BMCRC - MRO Championships 2019 - Rnd 5 @ Snetterton

MRO Minitwins & BMCRC Rookie Minitwins

RACE 4 - SECTOR ANALYSIS



SECTOR 1 = FL to I1, SECTOR 2 = I1 to FL, DIFF = Difference To Personal Best Lap, P = Crossed Finish Line in Pit Lane, D = Time Disallowed

5 -	1:33.859	47.197	2:21.056 (2)	75.77	0.953	11:15:19.117
6 -	1:34.243	48.876	2:23.119	74.67	3.016	11:17:42.236
7 -	1:33.530	46.573	2:20.103 (1)	76.28		11:20:02.339

P28 159	Benn RIDGWELL		Suzuki - Ridgely Racing			
IDEAL LAP TIME : 2:22.399		BEST LAP TIME : 2:22.408	DIFFERENCE : 0.009			
LAP	SECTOR 1	SECTOR 2	LAP TIME	MPH	DIFF	TIME OF DAY
1 -		51.937	2:38.003	67.64	15.595	11:05:52.519
2 -	1:38.321	49.918	2:28.239	72.10	5.831	11:08:20.758
3 -	1:36.762	48.521	2:25.283	73.56	2.875	11:10:46.041
4 -	1:34.566	48.203	2:22.769 (2)	74.86	0.361	11:13:08.810
5 -	1:34.575	47.833	2:22.408 (1)	75.05		11:15:31.218
6 -	1:35.744	48.247	2:23.991	74.22	1.583	11:17:55.209
7 -	1:34.984	48.251	2:23.235 (3)	74.61	0.827	11:20:18.444

P29 43	Robert DAVIE		Suzuki -			
IDEAL LAP TIME : 2:25.660		BEST LAP TIME : 2:25.660	DIFFERENCE : 0.000			
LAP	SECTOR 1	SECTOR 2	LAP TIME	MPH	DIFF	TIME OF DAY
1 -		49.884	2:39.215	67.12	13.555	11:05:53.731
2 -	1:38.176	49.850	2:28.026	72.20	2.366	11:08:21.757
3 -	1:36.921	49.046	2:25.967 (3)	73.22	0.307	11:10:47.724
4 -	1:37.263	49.502	2:26.765	72.82	1.105	11:13:14.489
5 -	1:36.824	48.990	2:25.814 (2)	73.29	0.154	11:15:40.303
6 -	1:36.767	48.893	2:25.660 (1)	73.37		11:18:05.963

P30 60 R	Alan HENSBY		Suzuki -			
IDEAL LAP TIME : 2:26.320		BEST LAP TIME : 2:26.320	DIFFERENCE : 0.000			
LAP	SECTOR 1	SECTOR 2	LAP TIME	MPH	DIFF	TIME OF DAY
1 -		49.833	2:37.426	67.89	11.106	11:05:51.942
2 -	1:38.997	50.028	2:29.025	71.72	2.705	11:08:20.967
3 -	1:37.120	49.200	2:26.320 (1)	73.04		11:10:47.287
4 -	1:37.238	49.829	2:27.067 (2)	72.67	0.747	11:13:14.354
5 -	1:38.461	49.457	2:27.918	72.25	1.598	11:15:42.272
6 -	1:37.468	50.201	2:27.669 (3)	72.37	1.349	11:18:09.941

P31 121 R	Sam KENT		Suzuki -			
IDEAL LAP TIME : 2:30.759		BEST LAP TIME : 2:30.759	DIFFERENCE : 0.000			
LAP	SECTOR 1	SECTOR 2	LAP TIME	MPH	DIFF	TIME OF DAY
1 -		51.580	2:40.862	66.44	10.103	11:05:55.378
2 -	1:39.299	51.460	2:30.759 (1)	70.89		11:08:26.137
3 -	1:39.762	52.058	2:31.820 (2)	70.39	1.061	11:10:57.957
4 -	1:41.601	51.482	2:33.083 (3)	69.81	2.324	11:13:31.040
5 -	1:47.505	53.500	2:41.005	66.38	10.246	11:16:12.045
6 -	1:47.728	52.879	2:40.607	66.54	9.848	11:18:52.652

P32 20 R	Steve MALE		Suzuki - ATB Racing			
IDEAL LAP TIME : 2:50.193		BEST LAP TIME : 2:50.193	DIFFERENCE : 0.000			
LAP	SECTOR 1	SECTOR 2	LAP TIME	MPH	DIFF	TIME OF DAY
1 -		58.659	3:02.679	58.50	12.486	11:06:17.195
2 -	1:55.368	59.046	2:54.414	61.27	4.221	11:09:11.609
3 -	1:54.679	59.198	2:53.877	61.46	3.684	11:12:05.486
4 -	1:54.413	57.900	2:52.313 (3)	62.02	2.120	11:14:57.799
5 -	1:53.680	58.384	2:52.064 (2)	62.11	1.871	11:17:49.863
6 -	1:52.304	57.889	2:50.193 (1)	62.79		11:20:40.056

P33 17 R	Tommy DOWNES (R)		Suzuki - Ray Gnarley/ MoreMoto			
IDEAL LAP TIME :		BEST LAP TIME :	DIFFERENCE :			
LAP	SECTOR 1	SECTOR 2	LAP TIME	MPH	DIFF	TIME OF DAY

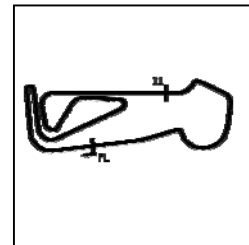
Weather / Track : Bright / Dry

Snetterton 300
Circuit Length = 2.9689 miles
Start: 11:03 Flag 11:18 End: 11:20

BMCRC - MRO Championships 2019 - Rnd 5 @ Snetterton

MRO Minitwins & BMCRC Rookie Minitwins

RACE 4 - SECTOR ANALYSIS



SECTOR 1 = FL to I1, SECTOR 2 = I1 to FL, DIFF = Difference To Personal Best Lap, P = Crossed Finish Line in Pit Lane, D = Time Disallowed

1 - **43.238** 2:15.234 79.03 11:05:29.750

P34 58	Stacey KILLWORTH		Suzuki - BK/Everns			
IDEAL LAP TIME :	BEST LAP TIME :		DIFFERENCE :			
LAP	SECTOR 1	SECTOR 2	LAP TIME	MPH	DIFF	TIME OF DAY
1 -		45.039	2:20.778	75.92		11:05:35.294

BMCRC - MRO Championships 2019 - Rnd 5 @ Snetterton

MRO Minitwins & BMCRC Rookie Minitwins

RACE 4 - BEST SECTORS

SECTOR 1			SECTOR 2			IDEAL / BEST COMPARISON						
POS	NO	NAME	TIME	NO	NAME	TIME	POS	NO	NAME	IDEAL	BEST	DIFF
									PERFECT LAP	2:05.408		
1	78	POVAH	1:23.820	9	TAYLOR	41.588	1	78	POVAH	2:05.479	2:05.479	0.000
2	9	TAYLOR	1:23.928	78	POVAH	41.659	2	9	TAYLOR	2:05.516	2:05.600	0.084
3	74	SINGLETON	1:23.938	74	SINGLETON	41.811	3	74	SINGLETON	2:05.749	2:05.937	0.188
4	26	DAVIES	1:24.004	26	DAVIES	41.996	4	26	DAVIES	2:06.000	2:06.444	0.444
5	19	LILLEY	1:25.872	232	WETHERELL	42.814	5	232	WETHERELL	2:08.867	2:09.118	0.251
6	232	WETHERELL	1:26.053	19	LILLEY	43.086	6	19	LILLEY	2:08.958	2:09.264	0.306
7	192	MOFFA	1:26.946	156	STONE	43.098	7	156	STONE	2:10.294	2:10.446	0.152
8	86	WITHERINGTON	1:27.088	17	DOWNES (R)	43.238	8	192	MOFFA	2:10.504	2:10.504	0.000
9	156	STONE	1:27.196	192	MOFFA	43.558	9	86	WITHERINGTON	2:10.849	2:10.849	0.000
10	76	RODGERS	1:27.731	76	RODGERS	43.693	10	76	RODGERS	2:11.424	2:11.424	0.000
11	13	GREEN	1:27.846	86	WITHERINGTON	43.761	11	13	GREEN	2:12.252	2:12.252	0.000
12	56	INGHAM	1:27.920	34	THOMAS (R)	44.390	12	56	INGHAM	2:12.334	2:12.526	0.192
13	171	CLUNE	1:28.239	13	GREEN	44.406	13	171	CLUNE	2:12.649	2:12.989	0.340
14	137	CRAWT	1:28.836	171	CLUNE	44.410	14	34	THOMAS (R)	2:13.249	2:13.413	0.164
15	34	THOMAS (R)	1:28.859	56	INGHAM	44.414	15	137	CRAWT	2:13.314	2:13.558	0.244
16	48	WALLIS	1:29.115	137	CRAWT	44.478	16	48	WALLIS	2:13.771	2:13.871	0.100
17	46	MORRIS	1:29.163	48	WALLIS	44.656	17	46	MORRIS	2:13.860	2:14.026	0.166
18	181	FRANKLIN	1:30.150	46	MORRIS	44.697	18	181	FRANKLIN	2:15.224	2:15.224	0.000
19	0	STANLEY	1:31.628	58	KILLWORTH	45.039	19	0	STANLEY	2:17.751	2:17.885	0.134
20	611	CURTIS	1:32.424	181	FRANKLIN	45.074	20	80	STEWART	2:18.127	2:18.640	0.513
21	80	STEWART	1:32.574	80	STEWART	45.553	21	40	WILKINSON	2:19.637	2:20.533	0.896
22	40	WILKINSON	1:33.142	0	STANLEY	46.123	22	611	CURTIS	2:19.771	2:19.771	0.000
23	50	RIDGWELL	1:33.329	40	WILKINSON	46.495	23	51	DURANT	2:20.103	2:20.103	0.000
24	51	DURANT	1:33.530	51	DURANT	46.573	24	50	RIDGWELL	2:20.272	2:20.272	0.000
25	112	NAGY	1:33.564	50	RIDGWELL	46.943	25	112	NAGY	2:20.556	2:20.834	0.278
26	44	PARKER	1:33.565	112	NAGY	46.992	26	44	PARKER	2:20.623	2:21.172	0.549
27	194	GARDNER	1:33.847	44	PARKER	47.058	27	194	GARDNER	2:21.031	2:21.031	0.000
28	159	RIDGWELL	1:34.566	194	GARDNER	47.184	28	159	RIDGWELL	2:22.399	2:22.408	0.009
29	43	DAVIE	1:36.767	611	CURTIS	47.347	29	43	DAVIE	2:25.660	2:25.660	0.000
30	60	HENSBY	1:37.120	159	RIDGWELL	47.833	30	60	HENSBY	2:26.320	2:26.320	0.000
31	121	KENT	1:39.299	43	DAVIE	48.893	31	121	KENT	2:30.759	2:30.759	0.000
32	20	MALE	1:52.304	60	HENSBY	49.200	32	20	MALE	2:50.193	2:50.193	0.000
33				121	KENT	51.460	33	58	KILLWORTH			
34				20	MALE	57.889	34	17	DOWNES (R)			
35												
36												

Weather / Track : Bright / Dry

Results can be found at www.tsl-timing.com

Snetterton 300

Circuit Length = 2.9689 miles

Start: 11:03 Flag 11:18 End: 11:20

Printed - 11:22 Sunday, 09 June 2019

BMCRC - MRO Championships 2019 - Rnd 5 @ Snetterton



MRO Minitwins & BMCRC Rookie Minitwins

RACE 13 - GRID (7 Laps)

ROW 13	39	199	Michael FROST	38	81	Malvern MAY	37	184	David TWYFORD
ROW 12	36	84	Ricardo BRANCO	35	126	Damien LECHAUVE	34	58	Stacey KILLWORTH
ROW 11	33	17	Tommy DOWNES (R)	32	20	Steve MALE	31	121	Sam KENT
ROW 10	30	60	Alan HENSBY	29	43	Robert DAVIE	28	159	Benn RIDGWELL
ROW 9	27	44	Tony PARKER	26	194	Simon GARDNER	25	112	Jamie NAGY
ROW 8	24	40	Simon WILKINSON	23	50	Adam RIDGWELL	22	51	Andrew DURANT
ROW 7	21	611	David CURTIS	20	80	Leon STEWART	19	0	Luke STANLEY
ROW 6	18	181	Robert FRANKLIN	17	46	Jeff MORRIS	16	48	Shaun WALLIS
ROW 5	15	137	Charlie CRAWT	14	34	Dan THOMAS (R)	13	171	Colin CLUNE
ROW 4	12	56	Jamie INGHAM	11	13	Wii GREEN	10	76	Phillip RODGERS
ROW 3	9	86	Paul WITHERINGTON	8	192	Daniel MOFFA	7	156	Michael STONE
ROW 2	6	19	Kevin LILLEY	5	232	Matt WETHERELL	4	26	Glynn DAVIES
ROW 1	3	74	Daniel SINGLETON	2	9	Mark TAYLOR	1	78	Keith POVAH
Pole									

Snetterton 300
Circuit Length = 2.9689 miles

These results are provisional until the conclusion of any judicial and technical matters.

Clerk Of Course :	Timekeeper :
-------------------	--------------

Results can be found at www.tsl-timing.com

Printed - 11:24 Sunday, 09 June 2019



BMCRC - MRO Championships 2019 - Rnd 5 @ Snetterton



MRO Minitwins & BMCRC Rookie Minitwins

RACE 13 - CLASSIFICATION

POS	NO	CL	PIC NAME	ENTRY	LAPS	TIME	GAP	DIFF	MPH	BEST	ON
1	74		Daniel SINGLETON	Suzuki - Bambino Developments Racing	7	14:50.037			84.06	2:05.617	7
2	26		Glynn DAVIES	Suzuki -	7	14:50.123	0.086	0.086	84.05	2:05.436	7
3	78		Keith POVAH	Suzuki - 78Plate.com Screenprinting/@crap.sack	7	14:50.249	0.212	0.126	84.03	2:05.389	7
4	9		Mark TAYLOR	Suzuki - SDC Performance	7	14:50.884	0.847	0.635	83.98	2:05.677	7
5	19		Kevin LILLEY	Suzuki - Vanson Leathers	7	15:14.976	24.939	24.092	81.76	2:09.640	7
6	232	R	Matt WETHERELL	Suzuki - MSG Racing/Lamonde.com/FWR Tyres	7	15:15.331	25.294	0.355	81.73	2:09.822	7
7	86		Paul WITHERINGTON	Suzuki - PJW Plumbers	7	15:21.431	31.394	6.100	81.19	2:09.401	6
8	156		Michael STONE	Suzuki -	7	15:21.785	31.748	0.354	81.16	2:09.335	6
9	192		Daniel MOFFA	Suzuki - DM Racing	7	15:23.051	33.014	1.266	81.05	2:10.160	3
10	17	R	Tommy DOWNES (R)	Suzuki - Ray Gnarley/ MoreMoto	7	15:35.420	45.383	12.369	79.98	2:11.177	3
11	56		Jamie INGHAM	Suzuki - Oadby motorcycle services	7	15:36.008	45.971	0.588	79.93	2:10.953	7
12	58		Stacey KILLWORTH	Suzuki - BK/Everns	7	15:36.065	46.028	0.057	79.92	2:10.432	7
13	76		Phillip RODGERS	Suzuki - pinbadgelab.co.uk	7	15:37.010	46.973	0.945	79.84	2:11.619	6
14	46		Jeff MORRIS	Suzuki -	7	15:40.029	49.992	3.019	79.58	2:11.754	7
15	171		Colin CLUNE	Suzuki -	7	15:44.089	54.052	4.060	79.24	2:12.747	6
16	13		Wil GREEN	Suzuki - Faith Fueled Racing	7	15:44.257	54.220	0.168	79.23	2:12.148	7
17	181		Robert FRANKLIN	Suzuki - RCF GARDENS	7	15:44.978	54.941	0.721	79.17	2:12.564	7
18	137		Charlie CRAWT	Suzuki - Pass Bike Motorcycle Training Ltd & Sublin	7	16:03.612	1:13.575	18.634	77.64	2:15.509	7
19	48		Shaun WALLIS	Suzuki - Watling Tyres	7	16:04.161	1:14.124	0.549	77.59	2:15.698	7
20	84		Ricardo BRANCO	Suzuki - IMP Racing	7	16:11.177	1:21.140	7.016	77.03	2:16.180	3
21	80		Leon STEWART	Suzuki -	7	16:16.786	1:26.749	5.609	76.59	2:15.957	6
22	44		Tony PARKER	Suzuki - Emerald Elevators	7	16:42.286	1:52.249	25.500	74.64	2:20.745	6
23	40	R	Simon WILKINSON	Suzuki - S P Wilkinson Engineering Ltd	7	16:42.367	1:52.330	0.081	74.63	2:19.357	7
24	112	R	Jamie NAGY	Suzuki - Steelmate	7	16:43.460	1:53.423	1.093	74.55	2:19.499	6
25	50		Adam RIDGWELL	Suzuki - Mike 'the hunter' Powell	7	16:47.350	1:57.313	3.890	74.27	2:20.868	4
26	126		Damien LECHAUVE	Suzuki -	7	16:48.942	1:58.905	1.592	74.15	2:20.940	7
27	51		Andrew DURANT	Suzuki -	7	16:53.725	2:03.688	4.783	73.80	2:21.161	2
28	194	R	Simon GARDNER	Kawasaki - Utilergy	7	16:58.083	2:08.046	4.358	73.48	2:22.924	4
29	43		Robert DAVIE	Suzuki -	7	17:09.977	2:19.940	11.894	72.63	2:24.097	3
30	159		Benn RIDGWELL	Suzuki - Ridgey Racing	7	17:12.758	2:22.721	2.781	72.44	2:24.100	2
31	60	R	Alan HENSBY	Suzuki -	6	14:58.018	1 Lap	1 Lap	71.41	2:26.828	2
32	121	R	Sam KENT	Suzuki -	6	15:21.565	1 Lap	23.547	69.58	2:29.546	2
33	20	R	Steve MALE	Suzuki - ATB Racing	6	17:26.414	1 Lap	2:04.849	61.28	2:50.445	5

NOT CLASSIFIED

DNF	34	R	Dan THOMAS (R)	Suzuki -	3	6:45.909	4 Laps	3 Laps	78.99	2:12.656	3
DNF	611	R	David CURTIS	Kawasaki - CSS/The wife	0						
EX	0*		Luke STANLEY	Suzuki - Urban Race Tribe	0						

FASTEST LAP

	78		Keith POVAH	Suzuki - 78Plate.com Screenprinting/@crap.sack	7	2:05.389			85.23 mph	137.17 kph
	232	R	Matt WETHERELL	Suzuki - MSG Racing/Lamonde.com/FWR Tyres	7	2:09.822			82.32 mph	132.49 kph

No. 0 – Excluded from race result, failing to attend post-race technical

Class - 92.5% of Race Speed = 77.75 mph

Class R - 92.5% of Race Speed = 75.60 mph

Snetterton 300

Circuit Length = 2.9689 miles

Start: 14:59 Flag 15:14 End: 15:16

Weather / Track : Cloudy / Dry

These results are provisional until the conclusion of any judicial and technical matters.

Clerk Of Course :	Timekeeper :
-------------------	--------------

Results can be found at www.tsl-timing.com

Printed - 15:37 Sunday, 09 June 2019



BMCRC - MRO Championships 2019 - Rnd 5 @ Snetterton

MRO Minitwins & BMCRC Rookie Minitwins

RACE 13 - LAP CHART

LAP 1 @ 15:01:27.575

NO	BEHIND	LAP TIME
74		2:12.310
78	0.123	2:12.433
9	0.545	2:12.855
26	0.577	2:12.887
232	2.984	2:15.294
19	3.229	2:15.539
192	6.030	2:18.340
86	6.218	2:18.528
156	6.378	2:18.688
13	8.178	2:20.488
34	8.246	2:20.556
76	8.314	2:20.624
46	9.075	2:21.385
181	10.423	2:22.733
17	10.435	2:22.745
58	10.847	2:23.157
56	10.904	2:23.214
171	11.100	2:23.410
137	12.456	2:24.766
48	12.921	2:25.231
80	16.826	2:29.136
84	18.027	2:30.337
51	18.215	2:30.525
44	19.955	2:32.265
112	20.703	2:33.013
159	21.329	2:33.639
194	21.452	2:33.762
126	21.807	2:34.117
40	22.543	2:34.853
50	23.356	2:35.666
60	25.242	2:37.552
43	25.571	2:37.881
121	28.163	2:40.473
20	51.975	3:04.285

LAP 2 @ 15:03:33.916

NO	BEHIND	LAP TIME
74		2:06.341
78	0.438	2:06.656
26	0.721	2:06.485
9	0.920	2:06.716
19	6.616	2:09.728
232	6.848	2:10.205
192	10.989	2:11.300
86	11.381	2:11.504
156	11.503	2:11.466
34	14.602	2:12.697
76	15.554	2:13.581
17	16.289	2:12.195
58	16.658	2:12.152
13	16.731	2:14.894
46	16.855	2:14.121
56	16.984	2:12.421
181	18.299	2:14.217
171	18.787	2:14.028
137	22.128	2:16.013
48	22.847	2:16.267
84	28.873	2:17.187
80	30.102	2:19.617
51	33.035	2:21.161
44	35.827	2:22.213
112	36.642	2:22.280

LAP 3 @ 15:05:40.715

NO	BEHIND	LAP TIME
74		2:06.799
78	0.187	2:06.548
26	0.711	2:06.789
9	0.779	2:06.658
19	9.552	2:09.735
232	9.874	2:09.825
192	14.350	2:10.160
86	14.759	2:10.177
156	15.101	2:10.397
34	20.459	2:12.656
17	20.667	2:11.177
76	22.355	2:13.600
58	22.623	2:12.764
56	23.558	2:13.373
13	23.936	2:14.004
46	24.057	2:14.001
171	25.969	2:13.981
181	26.754	2:15.254
137	32.126	2:16.797
48	32.508	2:16.460
84	38.254	2:16.180
80	43.097	2:19.794
51	47.490	2:21.254
44	51.298	2:22.270
126	52.883	2:22.196
112	53.361	2:23.518
50	54.879	2:21.637
40	55.967	2:23.449
194	59.186	2:25.849
159	59.253	2:26.964
43	1:01.019	2:24.097
60	1:06.402	2:27.472
121	1:14.615	2:30.046

LAP 4 @ 15:07:47.278

NO	BEHIND	LAP TIME
74		2:06.563
26	0.131	2:05.983
78	0.256	2:06.632
9	0.862	2:06.646
19	13.369	2:10.380
232	13.468	2:10.157
86	18.914	2:10.718
156	18.999	2:10.461
192	19.250	2:11.463
20	1 Lap	2:52.947
17	25.308	2:11.204
56	28.360	2:11.365
76	28.992	2:13.200
46	30.734	2:13.240
58	31.690	2:15.630
13	32.456	2:15.083

LAP 5 @ 15:09:53.883

NO	BEHIND	LAP TIME
74		2:06.605
26	0.126	2:06.600
78	0.242	2:06.591
9	0.691	2:06.434
19	16.973	2:10.209
232	17.048	2:10.185
156	22.726	2:10.332
86	22.874	2:10.565
192	23.788	2:11.143
17	30.936	2:12.233
56	34.672	2:12.917
76	34.967	2:12.580
58	35.928	2:10.843
46	36.905	2:12.776
171	39.193	2:12.993
181	40.420	2:13.454
13	40.441	2:14.590
137	53.253	2:16.927
48	53.777	2:16.868
84	59.410	2:17.693
80	1:06.241	2:17.968
20	1 Lap	2:53.471
51	1:18.612	2:22.135
44	1:21.149	2:21.223
112	1:22.846	2:21.559
50	1:23.522	2:20.943
40	1:23.884	2:19.940
126	1:26.479	2:25.603
194	1:32.549	2:23.607
43	1:38.572	2:25.080
159	1:40.730	2:27.438
60	1:52.457	2:29.261

LAP 6 @ 15:11:59.685

NO	BEHIND	LAP TIME
74		2:05.802
121	1 Lap	2:32.782
26	0.267	2:05.943
78	0.440	2:06.000
9	0.787	2:05.898
19	20.916	2:09.745
232	21.089	2:09.843
156	26.259	2:09.335
86	26.473	2:09.401

192	28.348	2:10.362
17	38.042	2:12.908
56	40.635	2:11.765
76	40.784	2:11.619
58	41.213	2:11.087
46	43.855	2:12.752
171	46.138	2:12.747
13	47.689	2:13.050
181	47.994	2:13.376
137	1:03.683	2:16.232
48	1:04.043	2:16.068
84	1:09.946	2:16.338
80	1:16.396	2:15.957
51	1:35.854	2:23.044
44	1:36.092	2:20.745
112	1:36.543	2:19.499
40	1:38.590	2:20.508
50	1:40.452	2:22.732
126	1:43.582	2:22.905
194	1:50.216	2:23.469
20	1 Lap	2:50.445
43	1:58.785	2:26.015
159	2:01.105	2:26.177

LAP 7 @ 15:14:05.302

NO	BEHIND	LAP TIME
74		2:05.617
26	0.086	2:05.436
78	0.212	2:05.389
9	0.847	2:05.677
60	1 Lap	2:26.943
19	24.939	2:09.640
232	25.294	2:09.822
86	31.394	2:10.538
121	1 Lap	2:36.994
156	31.748	2:11.106
192	33.014	2:10.283
17	45.383	2:12.958
56	45.971	2:10.953
58	46.028	2:10.432
76	46.973	2:11.806
46	49.992	2:11.754
171	54.052	2:13.531
13	54.220	2:12.148
181	54.941	2:12.564
137	1:13.575	2:15.509
48	1:14.124	2:15.698
84	1:21.140	2:16.811
80	1:26.749	2:15.970
44	1:52.249	2:21.774
40	1:52.330	2:19.357
112	1:53.423	2:22.497
50	1:57.313	2:22.478
126	1:58.905	2:20.940
51	2:03.688	2:33.451
194	2:08.046	2:23.447
43	2:19.940	2:26.772
159	2:22.721	2:27.233
20	1 Lap	2:50.453

Weather / Track : Cloudy / Dry

Results can be found at www.tsl-timing.com

Snetterton 300

Circuit Length = 2.9689 miles

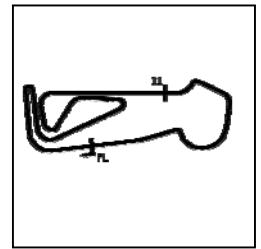
Start: 14:59 Flag 15:14 End: 15:16

Printed - 15:37 Sunday, 09 June 2019

BMCRC - MRO Championships 2019 - Rnd 5 @ Snetterton

MRO Minitwins & BMCRC Rookie Minitwins

RACE 13 - SECTOR ANALYSIS



SECTOR 1 = FL to I1, SECTOR 2 = I1 to FL, DIFF = Difference To Personal Best Lap, P = Crossed Finish Line in Pit Lane, D = Time Disallowed

P1 74 Daniel SINGLETON		Suzuki - Bambino Developments Racing				
IDEAL LAP TIME : 2:05.479		BEST LAP TIME : 2:05.617		DIFFERENCE : 0.138		
LAP	SECTOR 1	SECTOR 2	LAP TIME	MPH	DIFF	TIME OF DAY
1 -		42.339	2:12.310	80.78	6.693	15:01:27.575
2 -	1:24.292	42.049	2:06.341 (3)	84.59	0.724	15:03:33.916
3 -	1:24.530	42.269	2:06.799	84.29	1.182	15:05:40.715
4 -	1:24.492	42.071	2:06.563	84.44	0.946	15:07:47.278
5 -	1:24.443	42.162	2:06.605	84.42	0.988	15:09:53.883
6 -	1:24.046	41.756	2:05.802 (2)	84.95	0.185	15:11:59.685
7 -	1:24.184	41.433	2:05.617 (1)	85.08		15:14:05.302

P2 26 Glynn DAVIES		Suzuki -				
IDEAL LAP TIME : 2:05.436		BEST LAP TIME : 2:05.436		DIFFERENCE : 0.000		
LAP	SECTOR 1	SECTOR 2	LAP TIME	MPH	DIFF	TIME OF DAY
1 -		42.672	2:12.887	80.42	7.451	15:01:28.152
2 -	1:24.523	41.962	2:06.485	84.50	1.049	15:03:34.637
3 -	1:24.094	42.695	2:06.789	84.29	1.353	15:05:41.426
4 -	1:24.042	41.941	2:05.983 (3)	84.83	0.547	15:07:47.409
5 -	1:24.380	42.220	2:06.600	84.42	1.164	15:09:54.009
6 -	1:24.053	41.890	2:05.943 (2)	84.86	0.507	15:11:59.952
7 -	1:23.907	41.529	2:05.436 (1)	85.20		15:14:05.388

P3 78 Keith POVAH		Suzuki - 78Plate.com Screenprinting/@crap.sack				
IDEAL LAP TIME : 2:05.389		BEST LAP TIME : 2:05.389		DIFFERENCE : 0.000		
LAP	SECTOR 1	SECTOR 2	LAP TIME	MPH	DIFF	TIME OF DAY
1 -		42.287	2:12.433	80.70	7.044	15:01:27.698
2 -	1:24.847	41.809	2:06.656	84.38	1.267	15:03:34.354
3 -	1:24.352	42.196	2:06.548 (3)	84.45	1.159	15:05:40.902
4 -	1:25.097	41.535	2:06.632	84.40	1.243	15:07:47.534
5 -	1:24.561	42.030	2:06.591	84.43	1.202	15:09:54.125
6 -	1:24.291	41.709	2:06.000 (2)	84.82	0.611	15:12:00.125
7 -	1:23.887	41.502	2:05.389 (1)	85.23		15:14:05.514

P4 9 Mark TAYLOR		Suzuki - SDC Performance				
IDEAL LAP TIME : 2:05.677		BEST LAP TIME : 2:05.677		DIFFERENCE : 0.000		
LAP	SECTOR 1	SECTOR 2	LAP TIME	MPH	DIFF	TIME OF DAY
1 -		42.427	2:12.855	80.44	7.178	15:01:28.120
2 -	1:24.688	42.028	2:06.716	84.34	1.039	15:03:34.836
3 -	1:24.478	42.180	2:06.658	84.38	0.981	15:05:41.494
4 -	1:24.591	42.055	2:06.646	84.39	0.969	15:07:48.140
5 -	1:24.713	41.721	2:06.434 (3)	84.53	0.757	15:09:54.574
6 -	1:24.109	41.789	2:05.898 (2)	84.89	0.221	15:12:00.472
7 -	1:24.015	41.662	2:05.677 (1)	85.04		15:14:06.149

P5 19 Kevin LILLEY		Suzuki - Vanson Leathers				
IDEAL LAP TIME : 2:09.207		BEST LAP TIME : 2:09.640		DIFFERENCE : 0.433		
LAP	SECTOR 1	SECTOR 2	LAP TIME	MPH	DIFF	TIME OF DAY
1 -		43.197	2:15.539	78.85	5.899	15:01:30.804
2 -	1:26.184	43.544	2:09.728 (2)	82.38	0.088	15:03:40.532
3 -	1:26.348	43.387	2:09.735 (3)	82.38	0.095	15:05:50.267
4 -	1:26.407	43.973	2:10.380	81.97	0.740	15:08:00.647
5 -	1:26.628	43.581	2:10.209	82.08	0.569	15:10:10.856
6 -	1:26.192	43.553	2:09.745	82.37	0.105	15:12:20.601
7 -	1:26.010	43.630	2:09.640 (1)	82.44		15:14:30.241

P6 232 R Matt WETHERELL		Suzuki - MSG Racing/Lamonde.com/FWR Tyres				
IDEAL LAP TIME : 2:09.295		BEST LAP TIME : 2:09.822		DIFFERENCE : 0.527		
LAP	SECTOR 1	SECTOR 2	LAP TIME	MPH	DIFF	TIME OF DAY

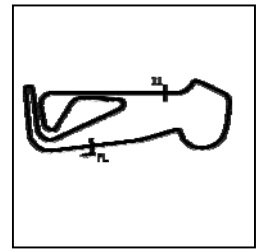
Weather / Track : Cloudy / Dry

Snetterton 300
Circuit Length = 2.9689 miles
Start: 14:59 Flag 15:14 End: 15:16

BMCRC - MRO Championships 2019 - Rnd 5 @ Snetterton

MRO Minitwins & BMCRC Rookie Minitwins

RACE 13 - SECTOR ANALYSIS



SECTOR 1 = FL to I1, SECTOR 2 = I1 to FL, DIFF = Difference To Personal Best Lap, P = Crossed Finish Line in Pit Lane, D = Time Disallowed

1 -		43.564	2:15.294	78.99	5.472	15:01:30.559
2 -	1:26.911	43.294	2:10.205	82.08	0.383	15:03:40.764
3 -	1:26.104	43.721	2:09.825 (2)	82.32	0.003	15:05:50.589
4 -	1:26.322	43.835	2:10.157	82.11	0.335	15:08:00.746
5 -	1:26.713	43.472	2:10.185	82.09	0.363	15:10:10.931
6 -	1:26.191	43.652	2:09.843 (3)	82.31	0.021	15:12:20.774
7 -	1:26.631	43.191	2:09.822 (1)	82.32		15:14:30.596

P7 86 Paul WITHERINGTON		Suzuki - PJW Plumbers				
IDEAL LAP TIME : 2:09.133		BEST LAP TIME : 2:09.401				
		DIFFERENCE : 0.268				
LAP	SECTOR 1	SECTOR 2	LAP TIME	MPH	DIFF	TIME OF DAY

1 -		43.810	2:18.528	77.15	9.127	15:01:33.793
2 -	1:27.671	43.833	2:11.504	81.27	2.103	15:03:45.297
3 -	1:26.903	43.274	2:10.177 (2)	82.10	0.776	15:05:55.474
4 -	1:26.596	44.122	2:10.718	81.76	1.317	15:08:06.192
5 -	1:27.447	43.118	2:10.565	81.86	1.164	15:10:16.757
6 -	1:26.522	42.879	2:09.401 (1)	82.59		15:12:25.158
7 -	1:26.254	44.284	2:10.538 (3)	81.87	1.137	15:14:36.696

P8 156 Michael STONE		Suzuki -				
IDEAL LAP TIME : 2:09.335		BEST LAP TIME : 2:09.335				
		DIFFERENCE : 0.000				
LAP	SECTOR 1	SECTOR 2	LAP TIME	MPH	DIFF	TIME OF DAY

1 -		43.702	2:18.688	77.06	9.353	15:01:33.953
2 -	1:27.777	43.689	2:11.466	81.29	2.131	15:03:45.419
3 -	1:27.030	43.367	2:10.397 (3)	81.96	1.062	15:05:55.816
4 -	1:26.814	43.647	2:10.461	81.92	1.126	15:08:06.277
5 -	1:27.137	43.195	2:10.332 (2)	82.00	0.997	15:10:16.609
6 -	1:26.516	42.819	2:09.335 (1)	82.63		15:12:25.944
7 -	1:26.530	44.576	2:11.106	81.52	1.771	15:14:37.050

P9 192 Daniel MOFFA		Suzuki - DM Racing				
IDEAL LAP TIME : 2:10.124		BEST LAP TIME : 2:10.160				
		DIFFERENCE : 0.036				
LAP	SECTOR 1	SECTOR 2	LAP TIME	MPH	DIFF	TIME OF DAY

1 -		43.860	2:18.340	77.25	8.180	15:01:33.605
2 -	1:27.411	43.889	2:11.300	81.40	1.140	15:03:44.905
3 -	1:26.841	43.319	2:10.160 (1)	82.11		15:05:55.065
4 -	1:27.921	43.542	2:11.463	81.30	1.303	15:08:06.528
5 -	1:27.723	43.420	2:11.143	81.49	0.983	15:10:17.671
6 -	1:27.016	43.346	2:10.362 (3)	81.98	0.202	15:12:28.033
7 -	1:26.805	43.478	2:10.283 (2)	82.03	0.123	15:14:38.316

P10 17 R Tommy DOWNES (R)		Suzuki - Ray Gnarley/ MoreMoto				
IDEAL LAP TIME : 2:11.004		BEST LAP TIME : 2:11.177				
		DIFFERENCE : 0.173				
LAP	SECTOR 1	SECTOR 2	LAP TIME	MPH	DIFF	TIME OF DAY

1 -		44.744	2:22.745	74.87	11.568	15:01:38.010
2 -	1:27.697	44.498	2:12.195 (3)	80.85	1.018	15:03:50.205
3 -	1:27.405	43.772	2:11.177 (1)	81.47		15:06:01.382
4 -	1:27.232	43.972	2:11.204 (2)	81.46	0.027	15:08:12.586
5 -	1:28.210	44.023	2:12.233	80.82	1.056	15:10:24.819
6 -	1:28.370	44.538	2:12.908	80.41	1.731	15:12:37.727
7 -	1:28.487	44.471	2:12.958	80.38	1.781	15:14:50.685

P11 56 Jamie INGHAM		Suzuki - Oadby motorcycle services				
IDEAL LAP TIME : 2:10.561		BEST LAP TIME : 2:10.953				
		DIFFERENCE : 0.392				
LAP	SECTOR 1	SECTOR 2	LAP TIME	MPH	DIFF	TIME OF DAY

1 -		45.357	2:23.214	74.62	12.261	15:01:38.479
2 -	1:27.814	44.607	2:12.421	80.71	1.468	15:03:50.900
3 -	1:28.809	44.564	2:13.373	80.13	2.420	15:06:04.273
4 -	1:27.185	44.180	2:11.365 (2)	81.36	0.412	15:08:15.638

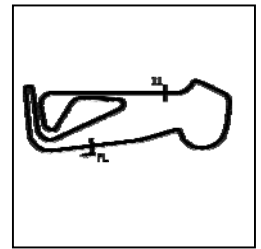
Weather / Track : Cloudy / Dry

Snetterton 300
Circuit Length = 2.9689 miles
Start: 14:59 Flag 15:14 End: 15:16

BMCRC - MRO Championships 2019 - Rnd 5 @ Snetterton

MRO Minitwins & BMCRC Rookie Minitwins

RACE 13 - SECTOR ANALYSIS



SECTOR 1 = FL to I1, SECTOR 2 = I1 to FL, DIFF = Difference To Personal Best Lap, P = Crossed Finish Line in Pit Lane, D = Time Disallowed

5 -	1:29.028	43.889	2:12.917	80.41	1.964	15:10:28.555
6 -	1:27.920	43.845	2:11.765 (3)	81.11	0.812	15:12:40.320
7 -	1:27.577	43.376	2:10.953 (1)	81.61		15:14:51.273

P12 58	Stacey KILLWORTH		Suzuki - BK/Everns			
IDEAL LAP TIME : 2:09.957		BEST LAP TIME : 2:10.432	DIFFERENCE : 0.475			
LAP	SECTOR 1	SECTOR 2	LAP TIME	MPH	DIFF	TIME OF DAY
1 -		44.707	2:23.157	74.65	12.725	15:01:38.422
2 -	1:27.242	44.910	2:12.152	80.87	1.720	15:03:50.574
3 -	1:28.560	44.204	2:12.764	80.50	2.332	15:06:03.338
4 -	1:26.720	48.910	2:15.630	78.80	5.198	15:08:18.968
5 -	1:27.606	43.237	2:10.843 (2)	81.68	0.411	15:10:29.811
6 -	1:27.700	43.387	2:11.087 (3)	81.53	0.655	15:12:40.898
7 -	1:27.128	43.304	2:10.432 (1)	81.94		15:14:51.330

P13 76	Phillip RODGERS		Suzuki - pinbadgelab.co.uk			
IDEAL LAP TIME : 2:11.432		BEST LAP TIME : 2:11.619	DIFFERENCE : 0.187			
LAP	SECTOR 1	SECTOR 2	LAP TIME	MPH	DIFF	TIME OF DAY
1 -		44.436	2:20.624	76.00	9.005	15:01:35.889
2 -	1:28.887	44.694	2:13.581	80.01	1.962	15:03:49.470
3 -	1:29.124	44.476	2:13.600	80.00	1.981	15:06:03.070
4 -	1:28.474	44.726	2:13.200	80.24	1.581	15:08:16.270
5 -	1:28.490	44.090	2:12.580 (3)	80.61	0.961	15:10:28.850
6 -	1:27.724	43.895	2:11.619 (1)	81.20		15:12:40.469
7 -	1:27.537	44.269	2:11.806 (2)	81.08	0.187	15:14:52.275

P14 46	Jeff MORRIS		Suzuki -			
IDEAL LAP TIME : 2:11.754		BEST LAP TIME : 2:11.754	DIFFERENCE : 0.000			
LAP	SECTOR 1	SECTOR 2	LAP TIME	MPH	DIFF	TIME OF DAY
1 -		44.733	2:21.385	75.59	9.631	15:01:36.650
2 -	1:29.057	45.064	2:14.121	79.68	2.367	15:03:50.771
3 -	1:29.409	44.592	2:14.001	79.76	2.247	15:06:04.772
4 -	1:28.553	44.687	2:13.240	80.21	1.486	15:08:18.012
5 -	1:28.605	44.171	2:12.776 (3)	80.49	1.022	15:10:30.788
6 -	1:28.032	44.720	2:12.752 (2)	80.51	0.998	15:12:43.540
7 -	1:27.588	44.166	2:11.754 (1)	81.12		15:14:55.294

P15 171	Colin CLUNE		Suzuki -			
IDEAL LAP TIME : 2:12.646		BEST LAP TIME : 2:12.747	DIFFERENCE : 0.101			
LAP	SECTOR 1	SECTOR 2	LAP TIME	MPH	DIFF	TIME OF DAY
1 -		45.639	2:23.410	74.52	10.663	15:01:38.675
2 -	1:29.608	44.420	2:14.028	79.74	1.281	15:03:52.703
3 -	1:29.441	44.540	2:13.981	79.77	1.234	15:06:06.684
4 -	1:29.221	44.178	2:13.399 (3)	80.12	0.652	15:08:20.083
5 -	1:28.840	44.153	2:12.993 (2)	80.36	0.246	15:10:33.076
6 -	1:28.493	44.254	2:12.747 (1)	80.51		15:12:45.823
7 -	1:29.236	44.295	2:13.531	80.04	0.784	15:14:59.354

P16 13	Wil GREEN		Suzuki - Faith Fueled Racing			
IDEAL LAP TIME : 2:12.148		BEST LAP TIME : 2:12.148	DIFFERENCE : 0.000			
LAP	SECTOR 1	SECTOR 2	LAP TIME	MPH	DIFF	TIME OF DAY
1 -		44.744	2:20.488	76.07	8.340	15:01:35.753
2 -	1:29.236	45.658	2:14.894	79.23	2.746	15:03:50.647
3 -	1:28.425	45.579	2:14.004 (3)	79.75	1.856	15:06:04.651
4 -	1:29.293	45.790	2:15.083	79.12	2.935	15:08:19.734
5 -	1:29.144	45.446	2:14.590	79.41	2.442	15:10:34.324
6 -	1:28.406	44.644	2:13.050 (2)	80.33	0.902	15:12:47.374
7 -	1:28.002	44.146	2:12.148 (1)	80.87		15:14:59.522

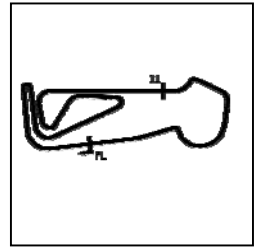
Weather / Track : Cloudy / Dry

Snetterton 300
Circuit Length = 2.9689 miles
Start: 14:59 Flag 15:14 End: 15:16

BMCRC - MRO Championships 2019 - Rnd 5 @ Snetterton

MRO Minitwins & BMCRC Rookie Minitwins

RACE 13 - SECTOR ANALYSIS



SECTOR 1 = FL to I1, SECTOR 2 = I1 to FL, DIFF = Difference To Personal Best Lap, P = Crossed Finish Line in Pit Lane, D = Time Disallowed

P17 181		Robert FRANKLIN		Suzuki - RCF GARDENS		
IDEAL LAP TIME : 2:12.564		BEST LAP TIME : 2:12.564		DIFFERENCE : 0.000		
LAP	SECTOR 1	SECTOR 2	LAP TIME	MPH	DIFF	TIME OF DAY
1 -		45.294	2:22.733	74.88	10.169	15:01:37.998
2 -	1:29.236	44.981	2:14.217	79.63	1.653	15:03:52.215
3 -	1:29.673	45.581	2:15.254	79.02	2.690	15:06:07.469
4 -	1:28.933	44.447	2:13.380 (3)	80.13	0.816	15:08:20.849
5 -	1:28.636	44.818	2:13.454	80.08	0.890	15:10:34.303
6 -	1:28.843	44.533	2:13.376 (2)	80.13	0.812	15:12:47.679
7 -	1:28.410	44.154	2:12.564 (1)	80.62		15:15:00.243

P18 137		Charlie CRAWT		Suzuki - Pass Bike Motorcycle Training Ltd & Sublime Designs		
IDEAL LAP TIME : 2:15.445		BEST LAP TIME : 2:15.509		DIFFERENCE : 0.064		
LAP	SECTOR 1	SECTOR 2	LAP TIME	MPH	DIFF	TIME OF DAY
1 -		45.545	2:24.766	73.82	9.257	15:01:40.031
2 -	1:30.283	45.730	2:16.013 (2)	78.58	0.504	15:03:56.044
3 -	1:30.921	45.876	2:16.797	78.13	1.288	15:06:12.841
4 -	1:31.236	46.132	2:17.368	77.80	1.859	15:08:30.209
5 -	1:31.259	45.668	2:16.927	78.05	1.418	15:10:47.136
6 -	1:30.773	45.459	2:16.232 (3)	78.45	0.723	15:13:03.368
7 -	1:30.347	45.162	2:15.509 (1)	78.87		15:15:18.877

P19 48		Shaun WALLIS		Suzuki - Watling Tyres		
IDEAL LAP TIME : 2:15.538		BEST LAP TIME : 2:15.698		DIFFERENCE : 0.160		
LAP	SECTOR 1	SECTOR 2	LAP TIME	MPH	DIFF	TIME OF DAY
1 -		45.463	2:25.231	73.59	9.533	15:01:40.496
2 -	1:30.343	45.924	2:16.267 (3)	78.43	0.569	15:03:56.763
3 -	1:30.541	45.919	2:16.460	78.32	0.762	15:06:13.223
4 -	1:31.160	46.409	2:17.569	77.69	1.871	15:08:30.792
5 -	1:31.253	45.615	2:16.868	78.09	1.170	15:10:47.660
6 -	1:30.517	45.551	2:16.068 (2)	78.54	0.370	15:13:03.728
7 -	1:30.075	45.623	2:15.698 (1)	78.76		15:15:19.426

P20 84		Ricardo BRANCO		Suzuki - IMP Racing		
IDEAL LAP TIME : 2:15.956		BEST LAP TIME : 2:16.180		DIFFERENCE : 0.224		
LAP	SECTOR 1	SECTOR 2	LAP TIME	MPH	DIFF	TIME OF DAY
1 -		45.804	2:30.337	71.09	14.157	15:01:45.602
2 -	1:31.211	45.976	2:17.187	77.90	1.007	15:04:02.789
3 -	1:30.152	46.028	2:16.180 (1)	78.48		15:06:18.969
4 -	1:30.465	46.166	2:16.631 (3)	78.22	0.451	15:08:35.600
5 -	1:30.854	46.839	2:17.693	77.62	1.513	15:10:53.293
6 -	1:30.520	45.818	2:16.338 (2)	78.39	0.158	15:13:09.631
7 -	1:30.424	46.387	2:16.811	78.12	0.631	15:15:26.442

P21 80		Leon STEWART		Suzuki -		
IDEAL LAP TIME : 2:15.955		BEST LAP TIME : 2:15.957		DIFFERENCE : 0.002		
LAP	SECTOR 1	SECTOR 2	LAP TIME	MPH	DIFF	TIME OF DAY
1 -		46.562	2:29.136	71.66	13.179	15:01:44.401
2 -	1:32.683	46.934	2:19.617	76.55	3.660	15:04:04.018
3 -	1:32.505	47.289	2:19.794	76.45	3.837	15:06:23.812
4 -	1:32.341	46.003	2:18.344	77.25	2.387	15:08:42.156
5 -	1:31.514	46.454	2:17.968 (3)	77.46	2.011	15:11:00.124
6 -	1:30.504	45.453	2:15.957 (1)	78.61		15:13:16.081
7 -	1:30.502	45.468	2:15.970 (2)	78.60	0.013	15:15:32.051

P22 44		Tony PARKER		Suzuki - Emerald Elevators		
IDEAL LAP TIME : 2:20.745		BEST LAP TIME : 2:20.745		DIFFERENCE : 0.000		
LAP	SECTOR 1	SECTOR 2	LAP TIME	MPH	DIFF	TIME OF DAY
1 -						
2 -						
3 -						
4 -						
5 -						
6 -						
7 -						

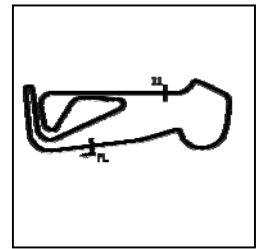
Weather / Track : Cloudy / Dry

Snetterton 300
Circuit Length = 2.9689 miles
Start: 14:59 Flag 15:14 End: 15:16

BMCRC - MRO Championships 2019 - Rnd 5 @ Snetterton

MRO Minitwins & BMCRC Rookie Minitwins

RACE 13 - SECTOR ANALYSIS



SECTOR 1 = FL to I1, SECTOR 2 = I1 to FL, DIFF = Difference To Personal Best Lap, P = Crossed Finish Line in Pit Lane, D = Time Disallowed

1 -		47.593	2:32.265	70.19	11.520	15:01:47.530
2 -	1:34.085	48.128	2:22.213	75.15	1.468	15:04:09.743
3 -	1:34.140	48.130	2:22.270	75.12	1.525	15:06:32.013
4 -	1:34.295	47.501	2:21.796	75.37	1.051	15:08:53.809
5 -	1:33.561	47.662	2:21.223 (2)	75.68	0.478	15:11:15.032
6 -	1:33.325	47.420	2:20.745 (1)	75.93		15:13:35.777
7 -	1:33.863	47.911	2:21.774 (3)	75.38	1.029	15:15:57.551

P23 40 R		Simon WILKINSON		Suzuki - S P Wilkinson Engineering Ltd		
IDEAL LAP TIME : 2:19.286		BEST LAP TIME : 2:19.357		DIFFERENCE : 0.071		
LAP	SECTOR 1	SECTOR 2	LAP TIME	MPH	DIFF	TIME OF DAY

1 -		48.080	2:34.853	69.02	15.496	15:01:50.118
2 -	1:34.944	48.171	2:23.115	74.68	3.758	15:04:13.233
3 -	1:35.617	47.832	2:23.449	74.50	4.092	15:06:36.682
4 -	1:33.607	47.538	2:21.145	75.72	1.788	15:08:57.827
5 -	1:33.121	46.819	2:19.940 (2)	76.37	0.583	15:11:17.767
6 -	1:32.941	47.567	2:20.508 (3)	76.06	1.151	15:13:38.275
7 -	1:32.467	46.890	2:19.357 (1)	76.69		15:15:57.632

P24 112 R		Jamie NAGY		Suzuki - Steelmate		
IDEAL LAP TIME : 2:19.499		BEST LAP TIME : 2:19.499		DIFFERENCE : 0.000		
LAP	SECTOR 1	SECTOR 2	LAP TIME	MPH	DIFF	TIME OF DAY

1 -		48.196	2:33.013	69.85	13.514	15:01:48.278
2 -	1:34.032	48.248	2:22.280	75.12	2.781	15:04:10.558
3 -	1:35.474	48.044	2:23.518	74.47	4.019	15:06:34.076
4 -	1:33.865	47.229	2:21.094 (2)	75.75	1.595	15:08:55.170
5 -	1:34.211	47.348	2:21.559 (3)	75.50	2.060	15:11:16.729
6 -	1:32.757	46.742	2:19.499 (1)	76.61		15:13:36.228
7 -	1:34.372	48.125	2:22.497	75.00	2.998	15:15:58.725

P25 50		Adam RIDGWELL		Suzuki - Mike 'the hunter' Powell		
IDEAL LAP TIME : 2:20.602		BEST LAP TIME : 2:20.868		DIFFERENCE : 0.266		
LAP	SECTOR 1	SECTOR 2	LAP TIME	MPH	DIFF	TIME OF DAY

1 -		47.625	2:35.666	68.66	14.798	15:01:50.931
2 -	1:35.397	47.629	2:23.026	74.72	2.158	15:04:13.957
3 -	1:34.469	47.168	2:21.637 (3)	75.46	0.769	15:06:35.594
4 -	1:33.804	47.064	2:20.868 (1)	75.87		15:08:56.462
5 -	1:34.145	46.798	2:20.943 (2)	75.83	0.075	15:11:17.405
6 -	1:35.292	47.440	2:22.732	74.88	1.864	15:13:40.137
7 -	1:34.334	48.144	2:22.478	75.01	1.610	15:16:02.615

P26 126		Damien LECHAUVE		Suzuki -		
IDEAL LAP TIME : 2:20.436		BEST LAP TIME : 2:20.940		DIFFERENCE : 0.504		
LAP	SECTOR 1	SECTOR 2	LAP TIME	MPH	DIFF	TIME OF DAY

1 -		48.031	2:34.117	69.35	13.177	15:01:49.382
2 -	1:34.857	47.163	2:22.020 (3)	75.25	1.080	15:04:11.402
3 -	1:34.079	48.117	2:22.196	75.16	1.256	15:06:33.598
4 -	1:33.349	47.812	2:21.161 (2)	75.71	0.221	15:08:54.759
5 -	1:36.489	49.114	2:25.603	73.40	4.663	15:11:20.362
6 -	1:34.949	47.956	2:22.905	74.79	1.965	15:13:43.267
7 -	1:33.853	47.087	2:20.940 (1)	75.83		15:16:04.207

P27 51		Andrew DURANT		Suzuki -		
IDEAL LAP TIME : 2:20.580		BEST LAP TIME : 2:21.161		DIFFERENCE : 0.581		
LAP	SECTOR 1	SECTOR 2	LAP TIME	MPH	DIFF	TIME OF DAY

1 -		46.869	2:30.525	71.00	9.364	15:01:45.790
2 -	1:34.463	46.698	2:21.161 (1)	75.71		15:04:06.951
3 -	1:33.882	47.372	2:21.254 (2)	75.66	0.093	15:06:28.205
4 -	1:34.396	47.759	2:22.155	75.18	0.994	15:08:50.360

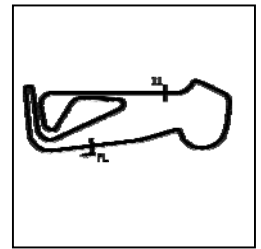
Weather / Track : Cloudy / Dry

Snetterton 300
Circuit Length = 2.9689 miles
Start: 14:59 Flag 15:14 End: 15:16

BMCRC - MRO Championships 2019 - Rnd 5 @ Snetterton

MRO Minitwins & BMCRC Rookie Minitwins

RACE 13 - SECTOR ANALYSIS



SECTOR 1 = FL to I1, SECTOR 2 = I1 to FL, DIFF = Difference To Personal Best Lap, P = Crossed Finish Line in Pit Lane, D = Time Disallowed

5 -	1:34.660	47.475	2:22.135 (3)	75.19	0.974	15:11:12.495
6 -	1:35.593	47.451	2:23.044	74.71	1.883	15:13:35.539
7 -	1:45.810	47.641	2:33.451	69.65	12.290	15:16:08.990

P28	194 R	Simon GARDNER	Kawasaki - Utilergy			
IDEAL LAP TIME : 2:22.503		BEST LAP TIME : 2:22.924	DIFFERENCE : 0.421			
LAP	SECTOR 1	SECTOR 2	LAP TIME	MPH	DIFF	TIME OF DAY
1 -		48.474	2:33.762	69.51	10.838	15:01:49.027
2 -	1:36.481	48.544	2:25.025	73.69	2.101	15:04:14.052
3 -	1:37.157	48.692	2:25.849	73.28	2.925	15:06:39.901
4 -	1:35.278	47.646	2:22.924 (1)	74.78		15:09:02.825
5 -	1:35.481	48.126	2:23.607	74.42	0.683	15:11:26.432
6 -	1:34.884	48.585	2:23.469 (3)	74.49	0.545	15:13:49.901
7 -	1:35.828	47.619	2:23.447 (2)	74.50	0.523	15:16:13.348

P29	43	Robert DAVIE	Suzuki -			
IDEAL LAP TIME : 2:23.899		BEST LAP TIME : 2:24.097	DIFFERENCE : 0.198			
LAP	SECTOR 1	SECTOR 2	LAP TIME	MPH	DIFF	TIME OF DAY
1 -		49.000	2:37.881	67.69	13.784	15:01:53.146
2 -	1:35.947	48.544	2:24.491 (2)	73.97	0.394	15:04:17.637
3 -	1:35.355	48.742	2:24.097 (1)	74.17		15:06:41.734
4 -	1:36.389	49.252	2:25.641	73.38	1.544	15:09:07.375
5 -	1:36.160	48.920	2:25.080 (3)	73.67	0.983	15:11:32.455
6 -	1:37.101	48.914	2:26.015	73.19	1.918	15:13:58.470
7 -	1:37.471	49.301	2:26.772	72.82	2.675	15:16:25.242

P30	159	Benn RIDGWELL	Suzuki - Ridgely Racing			
IDEAL LAP TIME : 2:24.051		BEST LAP TIME : 2:24.100	DIFFERENCE : 0.049			
LAP	SECTOR 1	SECTOR 2	LAP TIME	MPH	DIFF	TIME OF DAY
1 -		48.610	2:33.639	69.56	9.539	15:01:48.904
2 -	1:35.441	48.659	2:24.100 (1)	74.17		15:04:13.004
3 -	1:38.057	48.907	2:26.964 (3)	72.72	2.864	15:06:39.968
4 -	1:37.244	49.963	2:27.207	72.60	3.107	15:09:07.175
5 -	1:37.751	49.687	2:27.438	72.49	3.338	15:11:34.613
6 -	1:37.437	48.740	2:26.177 (2)	73.11	2.077	15:14:00.790
7 -	1:38.049	49.184	2:27.233	72.59	3.133	15:16:28.023

P31	60 R	Alan HENSBY	Suzuki -			
IDEAL LAP TIME : 2:25.939		BEST LAP TIME : 2:26.828	DIFFERENCE : 0.889			
LAP	SECTOR 1	SECTOR 2	LAP TIME	MPH	DIFF	TIME OF DAY
1 -		49.196	2:37.552	67.83	10.724	15:01:52.817
2 -	1:37.050	49.778	2:26.828 (1)	72.79		15:04:19.645
3 -	1:37.294	50.178	2:27.472 (3)	72.47	0.644	15:06:47.117
4 -	1:38.707	51.255	2:29.962	71.27	3.134	15:09:17.079
5 -	1:38.815	50.446	2:29.261	71.60	2.433	15:11:46.340
6 -	1:38.054	48.889	2:26.943 (2)	72.73	0.115	15:14:13.283

P32	121 R	Sam KENT	Suzuki -			
IDEAL LAP TIME : 2:29.245		BEST LAP TIME : 2:29.546	DIFFERENCE : 0.301			
LAP	SECTOR 1	SECTOR 2	LAP TIME	MPH	DIFF	TIME OF DAY
1 -		50.658	2:40.473	66.60	10.927	15:01:55.738
2 -	1:39.121	50.425	2:29.546 (1)	71.47		15:04:25.284
3 -	1:38.820	51.226	2:30.046 (2)	71.23	0.500	15:06:55.330
4 -	1:40.325	51.399	2:31.724 (3)	70.44	2.178	15:09:27.054
5 -	1:40.741	52.041	2:32.782	69.95	3.236	15:11:59.836
6 -	1:43.304	53.690	2:36.994	68.07	7.448	15:14:36.830

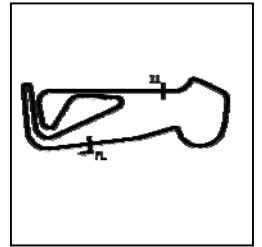
Weather / Track : Cloudy / Dry

Snetterton 300
Circuit Length = 2.9689 miles
Start: 14:59 Flag 15:14 End: 15:16

BMCRC - MRO Championships 2019 - Rnd 5 @ Snetterton

MRO Minitwins & BMCRC Rookie Minitwins

RACE 13 - SECTOR ANALYSIS



SECTOR 1 = FL to I1, SECTOR 2 = I1 to FL, DIFF = Difference To Personal Best Lap, P = Crossed Finish Line in Pit Lane, D = Time Disallowed

P33 20 R Steve MALE		Suzuki - ATB Racing				
IDEAL LAP TIME : 2:49.894		BEST LAP TIME : 2:50.445		DIFFERENCE : 0.551		
LAP	SECTOR 1	SECTOR 2	LAP TIME	MPH	DIFF	TIME OF DAY
1 -		58.581	3:04.285	57.99	13.840	15:02:19.550
2 -	1:55.619	59.194	2:54.813	61.14	4.368	15:05:14.363
3 -	1:54.469	58.478	2:52.947 (3)	61.79	2.502	15:08:07.310
4 -	1:54.658	58.813	2:53.471	61.61	3.026	15:11:00.781
5 -	1:53.274	57.171	2:50.445 (1)	62.70		15:13:51.226
6 -	1:52.723	57.730	2:50.453 (2)	62.70	0.008	15:16:41.679

P34 34 R Dan THOMAS (R)		Suzuki -				
IDEAL LAP TIME : 2:11.966		BEST LAP TIME : 2:12.656		DIFFERENCE : 0.690		
LAP	SECTOR 1	SECTOR 2	LAP TIME	MPH	DIFF	TIME OF DAY
1 -		44.454	2:20.556	76.04	7.900	15:01:35.821
2 -	1:27.855	44.842	2:12.697 (2)	80.54	0.041	15:03:48.518
3 -	1:28.545	44.111	2:12.656 (1)	80.56		15:06:01.174

BMCRC - MRO Championships 2019 - Rnd 5 @ Snetterton

MRO Minitwins & BMCRC Rookie Minitwins

RACE 13 - BEST SECTORS

SECTOR 1			SECTOR 2			IDEAL / BEST COMPARISON						
POS	NO	NAME	TIME	NO	NAME	TIME	POS	NO	NAME	IDEAL	BEST	DIFF
									PERFECT LAP	2:05.320		
1	78	POVAH	1:23.887	74	SINGLETON	41.433	1	78	POVAH	2:05.389	2:05.389	0.000
2	26	DAVIES	1:23.907	78	POVAH	41.502	2	26	DAVIES	2:05.436	2:05.436	0.000
3	9	TAYLOR	1:24.015	26	DAVIES	41.529	3	74	SINGLETON	2:05.479	2:05.617	0.138
4	74	SINGLETON	1:24.046	9	TAYLOR	41.662	4	9	TAYLOR	2:05.677	2:05.677	0.000
5	19	LILLEY	1:26.010	156	STONE	42.819	5	86	WITHERINGTON	2:09.133	2:09.401	0.268
6	232	WETHERELL	1:26.104	86	WITHERINGTON	42.879	6	19	LILLEY	2:09.207	2:09.640	0.433
7	86	WITHERINGTON	1:26.254	232	WETHERELL	43.191	7	232	WETHERELL	2:09.295	2:09.822	0.527
8	156	STONE	1:26.516	19	LILLEY	43.197	8	156	STONE	2:09.335	2:09.335	0.000
9	58	KILLWORTH	1:26.720	58	KILLWORTH	43.237	9	58	KILLWORTH	2:09.957	2:10.432	0.475
10	192	MOFFA	1:26.805	192	MOFFA	43.319	10	192	MOFFA	2:10.124	2:10.160	0.036
11	56	INGHAM	1:27.185	56	INGHAM	43.376	11	56	INGHAM	2:10.561	2:10.953	0.392
12	17	DOWNES (R)	1:27.232	17	DOWNES (R)	43.772	12	17	DOWNES (R)	2:11.004	2:11.177	0.173
13	76	RODGERS	1:27.537	76	RODGERS	43.895	13	76	RODGERS	2:11.432	2:11.619	0.187
14	46	MORRIS	1:27.588	34	THOMAS (R)	44.111	14	46	MORRIS	2:11.754	2:11.754	0.000
15	34	THOMAS (R)	1:27.855	13	GREEN	44.146	15	34	THOMAS (R)	2:11.966	2:12.656	0.690
16	13	GREEN	1:28.002	171	CLUNE	44.153	16	13	GREEN	2:12.148	2:12.148	0.000
17	181	FRANKLIN	1:28.410	181	FRANKLIN	44.154	17	181	FRANKLIN	2:12.564	2:12.564	0.000
18	171	CLUNE	1:28.493	46	MORRIS	44.166	18	171	CLUNE	2:12.646	2:12.747	0.101
19	48	WALLIS	1:30.075	137	CRAWT	45.162	19	137	CRAWT	2:15.445	2:15.509	0.064
20	84	BRANCO	1:30.152	80	STEWART	45.453	20	48	WALLIS	2:15.538	2:15.698	0.160
21	137	CRAWT	1:30.283	48	WALLIS	45.463	21	80	STEWART	2:15.955	2:15.957	0.002
22	80	STEWART	1:30.502	84	BRANCO	45.804	22	84	BRANCO	2:15.956	2:16.180	0.224
23	40	WILKINSON	1:32.467	51	DURANT	46.698	23	40	WILKINSON	2:19.286	2:19.357	0.071
24	112	NAGY	1:32.757	112	NAGY	46.742	24	112	NAGY	2:19.499	2:19.499	0.000
25	44	PARKER	1:33.325	50	RIDGWELL	46.798	25	126	LECHAUVE	2:20.436	2:20.940	0.504
26	126	LECHAUVE	1:33.349	40	WILKINSON	46.819	26	51	DURANT	2:20.580	2:21.161	0.581
27	50	RIDGWELL	1:33.804	126	LECHAUVE	47.087	27	50	RIDGWELL	2:20.602	2:20.868	0.266
28	51	DURANT	1:33.882	44	PARKER	47.420	28	44	PARKER	2:20.745	2:20.745	0.000
29	194	GARDNER	1:34.884	194	GARDNER	47.619	29	194	GARDNER	2:22.503	2:22.924	0.421
30	43	DAVIE	1:35.355	43	DAVIE	48.544	30	43	DAVIE	2:23.899	2:24.097	0.198
31	159	RIDGWELL	1:35.441	159	RIDGWELL	48.610	31	159	RIDGWELL	2:24.051	2:24.100	0.049
32	60	HENSBY	1:37.050	60	HENSBY	48.889	32	60	HENSBY	2:25.939	2:26.828	0.889
33	121	KENT	1:38.820	121	KENT	50.425	33	121	KENT	2:29.245	2:29.546	0.301
34	20	MALE	1:52.723	20	MALE	57.171	34	20	MALE	2:49.894	2:50.445	0.551
35												
36												

Weather / Track : Cloudy / Dry

Results can be found at www.tsl-timing.com

Snetterton 300

Circuit Length = 2.9689 miles

Start: 14:59 Flag 15:14 End: 15:16

Printed - 15:37 Sunday, 09 June 2019

BMCRC-MRO Championships 2019



RACEBUYKZ.COM

**REACTIVE PARTS MRO POWERBIKES
inc RACEBUKZ.COM CLUBMAN 1000**

Snetterton 300 Circuit

8th / 9th June 2019



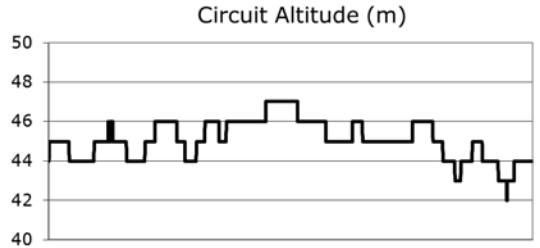
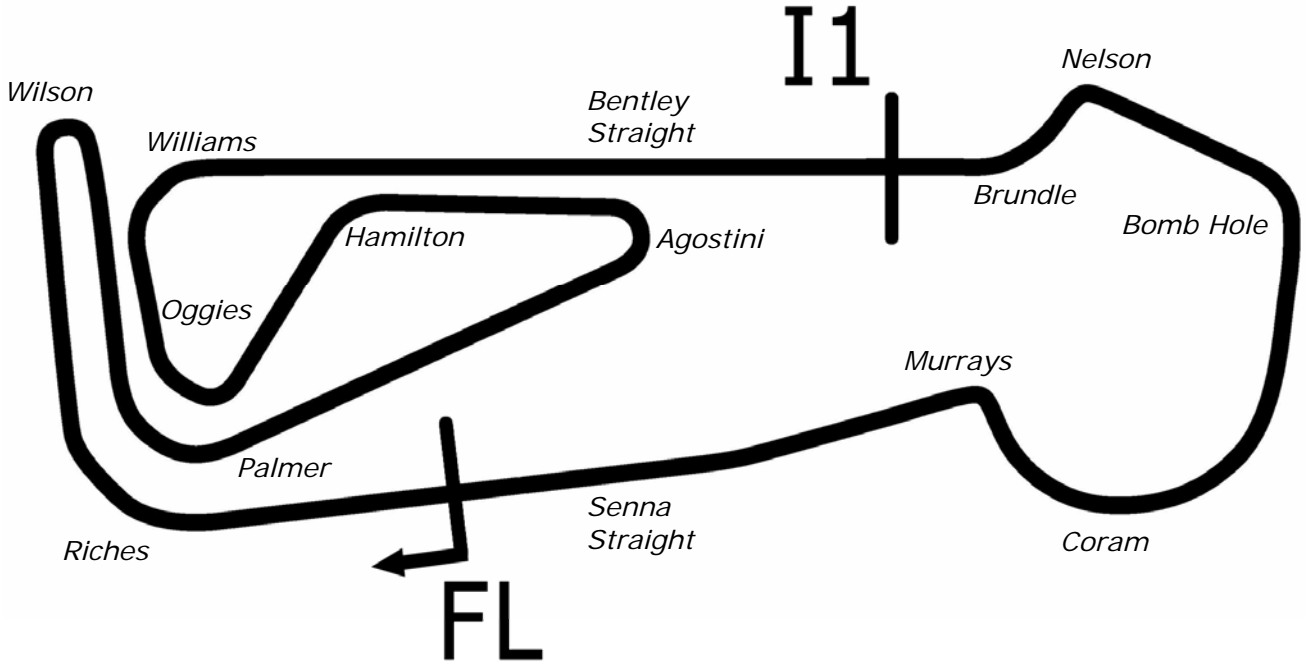
Results Provided by Timing Solutions Ltd
www.tsl-timing.com

Snetterton 300



SPORTS TIMING

TIMING SOLUTIONS LTD



Length	2.9689 miles	4778.0 m	
FL		52.46340 N	0.94476 E
I1	3198m	52.46617 N	0.94964 E
Pit Entry	4572m	52.46364 N	0.94774 E
Pit Exit	40m after FL	52.46338 N	0.94420 E
Pit Entry–Pit Exit 246m, 14.7s @60kph, 11.0s @80kph			

All results available at www.tsl-timing.com

BMCRC - MRO Championships 2019 - Rnd 5 @ Snetterton

Reactive Parts MRO Powerbikes inc Racebuykz.com MRO Clubman 1000



QUALIFYING - CLASSIFICATION

POS	NO	CL	PIC NAME	ENTRY	TIME	ON	LAPS	GAP	DIFF	MPH
1	98		1 Rick DICKINSON	BMW - MotorcycleRaceParts.co.uk	2:21.786	5	7			75.38
2	72		2 Michael O'BRIEN	Yamaha -	2:22.306	5	5	0.520	0.520	75.10
3	16	C	1 Glenn WALSH	BMW - Walters Medical	2:26.182	2	5	4.396	3.876	73.11
4	40		3 Aiden PATMORE	Kawasaki - TBR Performance/NW Roofing	2:26.278	4	5	4.492	0.096	73.06
5	272	C	2 Daniel JOHNSON	BMW -	2:27.052	5	5	5.266	0.774	72.68
6	6		4 Dan SHAILER	Yamaha - McShailer Racing	2:27.066	7	7	5.280	0.014	72.67
7	1		5 Barry CHAMBERLAIN	Suzuki - Airsys.co.uk	2:28.423	4	5	6.637	1.357	72.01
8	39	C	3 Max MORGAN	Kawasaki - MSS PERFORMANCE	2:28.441	2	7	6.655	0.018	72.00
9	83	C	4 Jason SIGGS	Yamaha - J Siggs Construction	2:28.758	7	7	6.972	0.317	71.84
10	143		6 Steve PALMER	Yamaha - 4C8/Mk1 Transit racing	2:29.328	3	5	7.542	0.570	71.57
11	333	C	5 Andrew HOUGHTON	Yamaha - Yamaha UK	2:30.169	6	7	8.383	0.841	71.17
12	17		7 Philip BAKER	BMW - Ashford accident repair center Godfrey plastering	2:30.439	4	4	8.653	0.270	71.04
13	50	C	6 Dan WELFORD	Suzuki - SEG Sussex Electric Gates/ Vistec systems	2:30.819	2	3	9.033	0.380	70.86
14	35	C	7 Robert CRESSWELL	Kawasaki - ODDJOBROB Racing	2:31.898	7	7	10.112	1.079	70.36
15	45	C	8 Michael HADDOCH	Kawasaki - Victoria's Bakery Suffolk LTD	2:32.160	4	5	10.374	0.262	70.24
16	277	C	9 Adrian AVERRE	Yamaha - Ryders Alley Racing	2:32.637	7	7	10.851	0.477	70.02
17	646		8 Suki RAI	Yamaha - Asian Sensations	2:32.773	7	7	10.987	0.136	69.96
18	9	C	10 Luke DIXON	Bmw -	2:33.142	3	6	11.356	0.369	69.79
19	24		9 Alan SMITH	Kawasaki - Orwells Mcs	2:34.554	3	3	12.768	1.412	69.15
20	212		10 Olly SAVAGE	Yamaha - Oakmill Construction	2:35.083	5	7	13.297	0.529	68.91
21	8		11 John COUGHLAN	Aprilia - BIKERSWORLD	2:35.150	4	5	13.364	0.067	68.88
22	175	C	11 Mark KENDLE	Kawasaki - KINGSWOOD WINDOWS	2:35.910	1	1	14.124	0.760	68.55
23	96		12 Jose TOUCEDA	Kawasaki - Cell2	2:41.607	5	6	19.821	5.697	66.13
24	128	C	12 Kevin CLARKE	Suzuki -	2:41.701	1	3	19.915	0.094	66.09
25	15		13 Mariusz SIEMIENIUK-JUZWIUK	BMW - BELMONT AUTO SERVICE	2:41.720	5	6	19.934	0.019	66.09
26	116		14 Matthew WREN	Suzuki - TBR performance	2:43.672	4	4	21.886	1.952	65.30
27	41		15 Dave ABRAHAM	Kawasaki - Cambridge M/C's	2:46.884	2	2	25.098	3.212	64.04
28	90	C	13 Dave NESTER	BMW -	2:48.642	1	1	26.856	1.758	63.37
29	258		16 Ande FRIEND	Kawasaki - Flying colours Motorcycle Training	2:50.930	3	3	29.144	2.288	62.52
30	12		17 David COMBRINCK	Kawasaki -	2:51.114	2	2	29.328	0.184	62.46
31	29	C	14 Mark BRIDGER	Yamaha - Moremoto			0			
32	60		18 Peter BAKER	Kawasaki - Dodfrey Engineering			0			

Snetterton 300
Circuit Length = 2.9689 miles
Start: 10:24 Flag 10:42 End: 10:45

Weather / Track : Rain / Wet

These results are provisional until the conclusion of any judicial and technical matters.

Clerk Of Course :	Timekeeper :
-------------------	--------------

Results can be found at www.tsl-timing.com

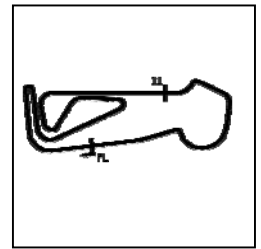
Printed - 10:45 Saturday, 08 June 2019



BMCRC - MRO Championships 2019 - Rnd 5 @ Snetterton

Reactive Parts MRO Powerbikes inc Racebuykz.com MRO Clubman 1000

QUALIFYING - SECTOR ANALYSIS



SECTOR 1 = FL to I1, SECTOR 2 = I1 to FL, DIFF = Difference To Personal Best Lap, P = Crossed Finish Line in Pit Lane, D = Time Disallowed

P1 98		Rick DICKINSON		BMW - MotorcycleRaceParts.co.uk		
IDEAL LAP TIME : 2:21.786		BEST LAP TIME : 2:21.786		DIFFERENCE : 0.000		
LAP	SECTOR 1	SECTOR 2	LAP TIME	MPH	DIFF	TIME OF DAY
1 -	OUTLAP	51.880	2:40.034	66.78	18.248	10:29:01.138
2 -	1:37.382	49.952	2:27.334	72.54	5.548	10:31:28.472
3 -	1:36.318	49.569	2:25.887	73.26	4.101	10:33:54.359
4 -	1:35.719	48.151	2:23.870 (3)	74.28	2.084	10:36:18.229
5 -	1:34.477	47.309	2:21.786 (1)	75.38		10:38:40.015
6 -	1:35.613	48.638	2:24.251	74.09	2.465	10:41:04.266
7 -	1:35.593	48.232	2:23.825 (2)	74.31	2.039	10:43:28.091

P2 72		Michael O'BRIEN		Yamaha -		
IDEAL LAP TIME : 2:22.306		BEST LAP TIME : 2:22.306		DIFFERENCE : 0.000		
LAP	SECTOR 1	SECTOR 2	LAP TIME	MPH	DIFF	TIME OF DAY
1 -	1:46.245	51.113	2:37.358	67.92	15.052	10:27:52.355
2 -	1:38.805	52.582	2:31.387	70.60	9.081	10:30:23.742
3 -	1:37.759	49.544	2:27.303 (2)	72.55	4.997	10:32:51.045
4 -	1:38.488	49.838	2:28.326 (3)	72.05	6.020	10:35:19.371
5 -	1:34.113	48.193	2:22.306 (1)	75.10		10:37:41.677

P3 16 C		Glenn WALSH		BMW - Walters Medical		
IDEAL LAP TIME : 2:23.963		BEST LAP TIME : 2:26.182		DIFFERENCE : 2.219		
LAP	SECTOR 1	SECTOR 2	LAP TIME	MPH	DIFF	TIME OF DAY
1 -	1:39.229	48.403	2:27.632 (2)	72.39	1.450	10:27:06.563
2 -	1:35.560	50.622	2:26.182 (1)	73.11		10:29:32.745
3 -	1:37.406	50.306	2:27.712 (3)	72.35	1.530	10:32:00.457
4 -	1:41.726	51.604	2:33.330	69.70	7.148	10:34:33.787
5 -	1:44.743	53.616	2:38.359	67.49	12.177	10:37:12.146

P4 40		Aiden PATMORE		Kawasaki - TBR Performance/NW Roofing		
IDEAL LAP TIME : 2:25.380		BEST LAP TIME : 2:26.278		DIFFERENCE : 0.898		
LAP	SECTOR 1	SECTOR 2	LAP TIME	MPH	DIFF	TIME OF DAY
1 -	1:45.646	52.638	2:38.284	67.52	12.006	10:28:16.595
2 -	1:38.284	49.255	2:27.539 (3)	72.44	1.261	10:30:44.134
3 -	1:39.192	49.270	2:28.462	71.99	2.184	10:33:12.596
4 -	1:36.531	49.747	2:26.278 (1)	73.06		10:35:38.874
5 -	1:37.728	48.849	2:26.577 (2)	72.91	0.299	10:38:05.451

P5 272 C		Daniel JOHNSON		BMW -		
IDEAL LAP TIME : 2:26.984		BEST LAP TIME : 2:27.052		DIFFERENCE : 0.068		
LAP	SECTOR 1	SECTOR 2	LAP TIME	MPH	DIFF	TIME OF DAY
1 -	1:45.572	51.591	2:37.163	68.00	10.111	10:27:51.984
2 -	1:38.527	52.446	2:30.973	70.79	3.921	10:30:22.957
3 -	1:39.548	50.114	2:29.662 (3)	71.41	2.610	10:32:52.619
4 -	1:37.864	50.038	2:27.902 (2)	72.26	0.850	10:35:20.521
5 -	1:36.946	50.106	2:27.052 (1)	72.68		10:37:47.573

P6 6		Dan SHAILER		Yamaha - McShailer Racing		
IDEAL LAP TIME : 2:26.949		BEST LAP TIME : 2:27.066		DIFFERENCE : 0.117		
LAP	SECTOR 1	SECTOR 2	LAP TIME	MPH	DIFF	TIME OF DAY
1 -	1:44.055	51.593	2:35.648	68.66	8.582	10:27:46.496
2 -	1:40.875	51.655	2:32.530	70.07	5.464	10:30:19.026
3 -	1:38.558	1:00.449	2:39.007	67.21	11.941	10:32:58.033
4 -	1:39.153	50.174	2:29.327	71.57	2.261	10:35:27.360
5 -	1:37.982	49.961	2:27.943 (2)	72.24	0.877	10:37:55.303
6 -	1:39.587	49.698	2:29.285 (3)	71.59	2.219	10:40:24.588
7 -	1:37.251	49.815	2:27.066 (1)	72.67		10:42:51.654

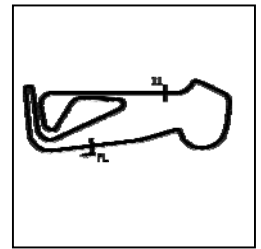
Weather / Track : Rain / Wet

Snetterton 300
Circuit Length = 2.9689 miles
Start: 10:24 Flag 10:42 End: 10:45

BMCRC - MRO Championships 2019 - Rnd 5 @ Snetterton

Reactive Parts MRO Powerbikes inc Racebuykz.com MRO Clubman 1000

QUALIFYING - SECTOR ANALYSIS



SECTOR 1 = FL to I1, SECTOR 2 = I1 to FL, DIFF = Difference To Personal Best Lap, P = Crossed Finish Line in Pit Lane, D = Time Disallowed

P7 1		Barry CHAMBERLAIN		Suzuki - Airsys.co.uk			
IDEAL LAP TIME : 2:28.096		BEST LAP TIME : 2:28.423		DIFFERENCE : 0.327			
LAP	SECTOR 1	SECTOR 2	LAP TIME	MPH	DIFF	TIME OF DAY	
1 -	1:49.849	52.028	2:41.877	66.02	13.454	10:27:37.295	
2 -	1:39.174	50.297	2:29.471	71.50	1.048	10:30:06.766	
3 -	1:37.895	50.913	2:28.808 (3)	71.82	0.385	10:32:35.574	
4 -	1:38.007	50.416	2:28.423 (1)	72.01		10:35:03.997	
5 -	1:38.427	50.201	2:28.628 (2)	71.91	0.205	10:37:32.625	

P8 39 C		Max MORGAN		Kawasaki - MSS PERFORMANCE			
IDEAL LAP TIME : 2:27.986		BEST LAP TIME : 2:28.441		DIFFERENCE : 0.455			
LAP	SECTOR 1	SECTOR 2	LAP TIME	MPH	DIFF	TIME OF DAY	
1 -	1:45.035	51.301	2:36.336	68.36	7.895	10:28:18.111	
2 -	1:38.204	50.237	2:28.441 (1)	72.00		10:30:46.552	
3 -	1:38.968	49.782	2:28.750 (2)	71.85	0.309	10:33:15.302	
4 -	1:40.212	52.080	2:32.292	70.18	3.851	10:35:47.594	
5 -	1:38.696	50.525	2:29.221 (3)	71.62	0.780	10:38:16.815	
6 -	1:42.687	50.599	2:33.286	69.72	4.845	10:40:50.101	
7 -	1:39.156	52.721	2:31.877	70.37	3.436	10:43:21.978	

P9 83 C		Jason SIGGS		Yamaha - J Siggs Construction			
IDEAL LAP TIME : 2:28.758		BEST LAP TIME : 2:28.758		DIFFERENCE : 0.000			
LAP	SECTOR 1	SECTOR 2	LAP TIME	MPH	DIFF	TIME OF DAY	
1 -	1:47.764	52.332	2:40.096	66.76	11.338	10:27:27.669	
2 -	1:42.061	51.198	2:33.259	69.73	4.501	10:30:00.928	
3 -	1:41.098	51.253	2:32.351	70.15	3.593	10:32:33.279	
4 -	1:39.837	50.156	2:29.993 (2)	71.25	1.235	10:35:03.272	
5 -	1:40.369	50.250	2:30.619 (3)	70.96	1.861	10:37:33.891	
6 -	1:43.355	50.542	2:33.897	69.44	5.139	10:40:07.788	
7 -	1:39.496	49.262	2:28.758 (1)	71.84		10:42:36.546	

P10 143		Steve PALMER		Yamaha - 4C8/Mk1 Transit racing			
IDEAL LAP TIME : 2:28.781		BEST LAP TIME : 2:29.328		DIFFERENCE : 0.547			
LAP	SECTOR 1	SECTOR 2	LAP TIME	MPH	DIFF	TIME OF DAY	
1 -	1:50.713	52.666	2:43.379	65.41	14.051	10:27:49.470	
2 -	1:41.435	52.953	2:34.388 (3)	69.22	5.060	10:30:23.858	
3 -	1:38.956	50.372	2:29.328 (1)	71.57		10:32:53.186	
4 -	1:45.402	54.044	2:39.446	67.03	10.118	10:35:32.632	
5 -	1:42.749	49.825	2:32.574 (2)	70.05	3.246	10:38:05.206	

P11 333 C		Andrew HOUGHTON		Yamaha - Yamaha UK			
IDEAL LAP TIME : 2:30.169		BEST LAP TIME : 2:30.169		DIFFERENCE : 0.000			
LAP	SECTOR 1	SECTOR 2	LAP TIME	MPH	DIFF	TIME OF DAY	
1 -	OUTLAP	58.283	3:02.661	58.51	32.492	10:28:55.689	
2 -	1:50.918	52.219	2:43.137	65.51	12.968	10:31:38.826	
3 -	1:44.073	51.466	2:35.539	68.71	5.370	10:34:14.365	
4 -	1:40.878	50.287	2:31.165 (3)	70.70	0.996	10:36:45.530	
5 -	1:40.493	50.447	2:30.940 (2)	70.81	0.771	10:39:16.470	
6 -	1:40.102	50.067	2:30.169 (1)	71.17		10:41:46.639	
7 -	1:42.178	52.898	2:35.076	68.92	4.907	10:44:21.715	

P12 17		Philip BAKER		BMW - Ashford accident repair center Godfrey plastering servic			
IDEAL LAP TIME : 2:29.897		BEST LAP TIME : 2:30.439		DIFFERENCE : 0.542			
LAP	SECTOR 1	SECTOR 2	LAP TIME	MPH	DIFF	TIME OF DAY	
1 -	OUTLAP	54.717	2:43.107	65.52	12.668	10:29:37.064	
2 -	1:40.607	51.312	2:31.919 (3)	70.35	1.480	10:32:08.983	
3 -	1:41.173	50.745	2:31.918 (2)	70.35	1.479	10:34:40.901	
4 -	1:40.350	50.089	2:30.439 (1)	71.04		10:37:11.340	

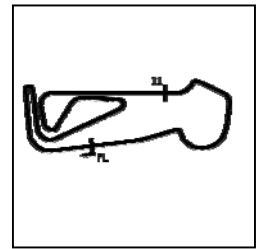
Weather / Track : Rain / Wet

Snetterton 300
Circuit Length = 2.9689 miles
Start: 10:24 Flag 10:42 End: 10:45

BMCRC - MRO Championships 2019 - Rnd 5 @ Snetterton

Reactive Parts MRO Powerbikes inc Racebuykz.com MRO Clubman 1000

QUALIFYING - SECTOR ANALYSIS



SECTOR 1 = FL to I1, SECTOR 2 = I1 to FL, DIFF = Difference To Personal Best Lap, P = Crossed Finish Line in Pit Lane, D = Time Disallowed

P13	50 C	Dan WELFORD	Suzuki - SEG Sussex Electric Gates/ Vistec systems			
IDEAL LAP TIME : 2:30.819		BEST LAP TIME : 2:30.819	DIFFERENCE : 0.000			

LAP	SECTOR 1	SECTOR 2	LAP TIME	MPH	DIFF	TIME OF DAY
1 -	OUTLAP	55.219	2:49.587	63.02	18.768	10:30:33.239
2 -	1:39.805	51.014	2:30.819 (1)	70.86		10:33:04.058
3 -	1:41.378	53.308	2:34.686 (2)	69.09	3.867	10:35:38.744

P14	35 C	Robert CRESSWELL	Kawasaki - ODDJOBROB Racing			
IDEAL LAP TIME : 2:30.886		BEST LAP TIME : 2:31.898	DIFFERENCE : 1.012			

LAP	SECTOR 1	SECTOR 2	LAP TIME	MPH	DIFF	TIME OF DAY
1 -	1:47.632	52.552	2:40.184	66.72	8.286	10:27:18.363
2 -	1:44.388	51.893	2:36.281	68.39	4.383	10:29:54.644
3 -	1:42.147	50.587	2:32.734	69.97	0.836	10:32:27.378
4 -	1:40.967	51.021	2:31.988 (2)	70.32	0.090	10:34:59.366
5 -	1:41.295	51.429	2:32.724 (3)	69.98	0.826	10:37:32.090
6 -	1:43.335	50.477	2:33.812	69.48	1.914	10:40:05.902
7 -	1:41.979	49.919	2:31.898 (1)	70.36		10:42:37.800

P15	45 C	Michael HADDOCH	Kawasaki - Victoria's Bakery Suffolk LTD			
IDEAL LAP TIME : 2:32.072		BEST LAP TIME : 2:32.160	DIFFERENCE : 0.088			

LAP	SECTOR 1	SECTOR 2	LAP TIME	MPH	DIFF	TIME OF DAY
1 -	1:47.839	52.470	2:40.309	66.67	8.149	10:27:19.559
2 -	1:42.386	51.331	2:33.717 (3)	69.53	1.557	10:29:53.276
3 -	1:42.368	51.424	2:33.792	69.49	1.632	10:32:27.068
4 -	1:40.741	51.419	2:32.160 (1)	70.24		10:34:59.228
5 -	1:41.296	51.472	2:32.768 (2)	69.96	0.608	10:37:31.996

P16	277 C	Adrian AVERRE	Yamaha - Ryders Alley Racing			
IDEAL LAP TIME : 2:32.014		BEST LAP TIME : 2:32.637	DIFFERENCE : 0.623			

LAP	SECTOR 1	SECTOR 2	LAP TIME	MPH	DIFF	TIME OF DAY
1 -	1:50.117	54.148	2:44.265	65.06	11.628	10:28:41.822
2 -	1:42.921	59.103	2:42.024	65.96	9.387	10:31:23.846
3 -	1:40.736	52.026	2:32.762 (2)	69.96	0.125	10:33:56.608
4 -	1:41.422	52.502	2:33.924	69.43	1.287	10:36:30.532
5 -	1:41.618	52.234	2:33.852	69.46	1.215	10:39:04.384
6 -	1:41.292	51.808	2:33.100 (3)	69.81	0.463	10:41:37.484
7 -	1:41.359	51.278	2:32.637 (1)	70.02		10:44:10.121

P17	646	Suki RAI	Yamaha - Asian Sensations			
IDEAL LAP TIME : 2:32.671		BEST LAP TIME : 2:32.773	DIFFERENCE : 0.102			

LAP	SECTOR 1	SECTOR 2	LAP TIME	MPH	DIFF	TIME OF DAY
1 -	1:51.765	53.943	2:45.708	64.49	12.935	10:28:16.454
2 -	1:41.267	53.095	2:34.362 (2)	69.24	1.589	10:30:50.816
3 -	1:43.387	52.883	2:36.270	68.39	3.497	10:33:27.086
4 -	1:43.142	52.538	2:35.680	68.65	2.907	10:36:02.766
5 -	1:43.498	52.630	2:36.128	68.45	3.355	10:38:38.894
6 -	1:42.741	52.263	2:35.004 (3)	68.95	2.231	10:41:13.898
7 -	1:40.408	52.365	2:32.773 (1)	69.96		10:43:46.671

P18	9 C	Luke DIXON	Bmw -			
IDEAL LAP TIME : 2:33.142		BEST LAP TIME : 2:33.142	DIFFERENCE : 0.000			

LAP	SECTOR 1	SECTOR 2	LAP TIME	MPH	DIFF	TIME OF DAY
1 -	OUTLAP	56.856	2:52.927	61.80	19.785	10:29:28.279
2 -	1:46.419	52.291	2:38.710	67.34	5.568	10:32:06.989
3 -	1:41.707	51.435	2:33.142 (1)	69.79		10:34:40.131
4 -	1:41.850	51.924	2:33.774 (2)	69.50	0.632	10:37:13.905
5 -	1:42.493	52.431	2:34.924 (3)	68.98	1.782	10:39:48.829

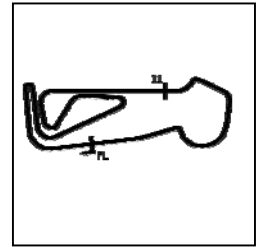
Weather / Track : Rain / Wet

Snetterton 300
Circuit Length = 2.9689 miles
Start: 10:24 Flag 10:42 End: 10:45

BMCRC - MRO Championships 2019 - Rnd 5 @ Snetterton

Reactive Parts MRO Powerbikes inc Racebuykz.com MRO Clubman 1000

QUALIFYING - SECTOR ANALYSIS



SECTOR 1 = FL to I1, SECTOR 2 = I1 to FL, DIFF = Difference To Personal Best Lap, P = Crossed Finish Line in Pit Lane, D = Time Disallowed

6 - 1:47.546 53.361 2:40.907 66.42 7.765 10:42:29.736

P19	24	Alan SMITH	Kawasaki - Orwells Mcs			
IDEAL LAP TIME : 2:34.554		BEST LAP TIME : 2:34.554		DIFFERENCE : 0.000		

LAP	SECTOR 1	SECTOR 2	LAP TIME	MPH	DIFF	TIME OF DAY
1 -	1:51.496	55.728	2:47.224 (3)	63.91	12.670	10:28:29.340
2 -	1:46.713	53.029	2:39.742 (2)	66.90	5.188	10:31:09.082
3 -	1:42.772	51.782	2:34.554 (1)	69.15		10:33:43.636

P20	212	Oilly SAVAGE	Yamaha - Oakmill Construction			
IDEAL LAP TIME : 2:34.888		BEST LAP TIME : 2:35.083		DIFFERENCE : 0.195		

LAP	SECTOR 1	SECTOR 2	LAP TIME	MPH	DIFF	TIME OF DAY
1 -	1:55.877	56.060	2:51.937	62.16	16.854	10:27:48.514
2 -	1:49.077	54.159	2:43.236	65.47	8.153	10:30:31.750
3 -	1:46.574	53.600	2:40.174	66.72	5.091	10:33:11.924
4 -	1:43.012	52.400	2:35.412 (2)	68.77	0.329	10:35:47.336
5 -	1:42.488	52.595	2:35.083 (1)	68.91		10:38:22.419
6 -	1:47.501	52.726	2:40.227	66.70	5.144	10:41:02.646
7 -	1:42.677	53.433	2:36.110 (3)	68.46	1.027	10:43:38.756

P21	8	John COUGHLAN	Aprilia - BIKERSWORLD			
IDEAL LAP TIME : 2:34.051		BEST LAP TIME : 2:35.150		DIFFERENCE : 1.099		

LAP	SECTOR 1	SECTOR 2	LAP TIME	MPH	DIFF	TIME OF DAY
1 -	1:52.420	56.303	2:48.723	63.34	13.573	10:28:42.297
2 -	1:44.612	52.976	2:37.588	67.82	2.438	10:31:19.885
3 -	1:43.586	51.602	2:35.188 (2)	68.87	0.038	10:33:55.073
4 -	1:42.449	52.701	2:35.150 (1)	68.88		10:36:30.223
5 -	1:43.719	51.997	2:35.716 (3)	68.63	0.566	10:39:05.939

P22	175 C	Mark KENDLE	Kawasaki - KINGSWOOD WINDOWS			
IDEAL LAP TIME : 2:35.910		BEST LAP TIME : 2:35.910		DIFFERENCE : 0.000		

LAP	SECTOR 1	SECTOR 2	LAP TIME	MPH	DIFF	TIME OF DAY
1 -	1:44.969	50.941	2:35.910 (1)	68.55		10:28:10.233

P23	96	Jose TOUCEDA	Kawasaki - Cell2			
IDEAL LAP TIME : 2:41.133		BEST LAP TIME : 2:41.607		DIFFERENCE : 0.474		

LAP	SECTOR 1	SECTOR 2	LAP TIME	MPH	DIFF	TIME OF DAY
1 -	2:02.228	1:00.084	3:02.312	58.62	20.705	10:28:31.286
2 -	1:54.852	58.491	2:53.343	61.65	11.736	10:31:24.629
3 -	1:50.907	55.431	2:46.338 (3)	64.25	4.731	10:34:10.967
4 -	1:48.509	54.890	2:43.399 (2)	65.41	1.792	10:36:54.366
5 -	1:46.243	55.364	2:41.607 (1)	66.13		10:39:35.973
6 -	2:01.085	56.962	2:58.047	60.02	16.440	10:42:34.020

P24	128 C	Kevin CLARKE	Suzuki -			
IDEAL LAP TIME : 2:41.204		BEST LAP TIME : 2:41.701		DIFFERENCE : 0.497		

LAP	SECTOR 1	SECTOR 2	LAP TIME	MPH	DIFF	TIME OF DAY
1 -	1:46.994	54.707	2:41.701 (1)	66.09		10:28:32.460
2 -	1:49.164	54.210	2:43.374 (2)	65.42	1.673	10:31:15.834
3 -	1:47.729	55.857	2:43.586 (3)	65.33	1.885	10:33:59.420

P25	15	Mariusz SIEMIENIUK-JUZWIUK	BMW - BELMONT AUTO SERVICE			
IDEAL LAP TIME : 2:41.383		BEST LAP TIME : 2:41.720		DIFFERENCE : 0.337		

LAP	SECTOR 1	SECTOR 2	LAP TIME	MPH	DIFF	TIME OF DAY
1 -	OUTLAP	59.359	3:03.928	58.11	22.208	10:30:36.759
2 -	1:52.920	54.464	2:47.384	63.85	5.664	10:33:24.143
3 -	1:48.365	54.505	2:42.870 (3)	65.62	1.150	10:36:07.013

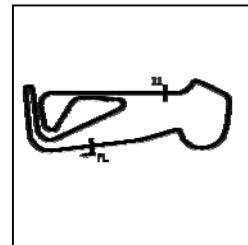
Weather / Track : Rain / Wet

Snetterton 300
Circuit Length = 2.9689 miles
Start: 10:24 Flag 10:42 End: 10:45

BMCRC - MRO Championships 2019 - Rnd 5 @ Snetterton

Reactive Parts MRO Powerbikes inc Racebuykz.com MRO Clubman 1000

QUALIFYING - SECTOR ANALYSIS



SECTOR 1 = FL to I1, SECTOR 2 = I1 to FL, DIFF = Difference To Personal Best Lap, P = Crossed Finish Line in Pit Lane, D = Time Disallowed

4 -	1:49.792	53.471	2:43.263	65.46	1.543	10:38:50.276
5 -	1:48.254	53.466	2:41.720 (1)	66.09		10:41:31.996
6 -	1:47.917	54.135	2:42.052 (2)	65.95	0.332	10:44:14.048

P26 116	Matthew WREN		Suzuki - TBR performance			
IDEAL LAP TIME : 2:43.672		BEST LAP TIME : 2:43.672		DIFFERENCE : 0.000		
LAP	SECTOR 1	SECTOR 2	LAP TIME	MPH	DIFF	TIME OF DAY
1 -	OUTLAP	1:04.965	3:14.867	54.84	31.195	10:29:43.785
2 -	1:58.238	58.645	2:56.883 (3)	60.42	13.211	10:32:40.668
3 -	1:52.203	54.420	2:46.623 (2)	64.14	2.951	10:35:27.291
4 -	1:49.501	54.171	2:43.672 (1)	65.30		10:38:10.963

P27 41	Dave ABRAHAM		Kawasaki - Cambridge M/C's			
IDEAL LAP TIME : 2:45.085		BEST LAP TIME : 2:46.884		DIFFERENCE : 1.799		
LAP	SECTOR 1	SECTOR 2	LAP TIME	MPH	DIFF	TIME OF DAY
1 -	OUTLAP	56.489	2:57.241	60.30	10.357	10:29:45.952
2 -	1:51.654	55.230	2:46.884 (1)	64.04		10:32:32.836

P28 90 C	Dave NESTER		BMW -			
IDEAL LAP TIME : 2:48.642		BEST LAP TIME : 2:48.642		DIFFERENCE : 0.000		
LAP	SECTOR 1	SECTOR 2	LAP TIME	MPH	DIFF	TIME OF DAY
1 -	1:53.395	55.247	2:48.642 (1)	63.37		10:28:23.161

P29 258	Ande FRIEND		Kawasaki - Flying colours Motorcycle Training			
IDEAL LAP TIME : 2:50.930		BEST LAP TIME : 2:50.930		DIFFERENCE : 0.000		
LAP	SECTOR 1	SECTOR 2	LAP TIME	MPH	DIFF	TIME OF DAY
1 -	OUTLAP	1:05.073	3:15.143	54.77	24.213	10:29:43.249
2 -	1:58.324	59.330	2:57.654 (2)	60.16	6.724	10:32:40.903
3 -	1:54.015	56.915	2:50.930 (1)	62.52		10:35:31.833

P30 12	David COMBRINCK		Kawasaki -			
IDEAL LAP TIME : 2:48.913		BEST LAP TIME : 2:51.114		DIFFERENCE : 2.201		
LAP	SECTOR 1	SECTOR 2	LAP TIME	MPH	DIFF	TIME OF DAY
1 -	2:04.642	57.971	3:02.613 (2)	58.52	11.499	10:27:54.788
2 -	1:50.942	1:00.172	2:51.114 (1)	62.46		10:30:45.902

Weather / Track : Rain / Wet

BMCRC - MRO Championships 2019 - Rnd 5 @ Snetterton

Reactive Parts MRO Powerbikes inc Racebuykz.com MRO Clubman 1000

QUALIFYING - BEST SECTORS

SECTOR 1			SECTOR 2			IDEAL / BEST COMPARISON						
POS	NO	NAME	TIME	NO	NAME	TIME	POS	NO	NAME	IDEAL	BEST	DIFF
									PERFECT LAP	2:21.422		
1	72	O'BRIEN	1:34.113	98	DICKINSON	47.309	1	98	DICKINSON	2:21.786	2:21.786	0.000
2	98	DICKINSON	1:34.477	72	O'BRIEN	48.193	2	72	O'BRIEN	2:22.306	2:22.306	0.000
3	16	WALSH	1:35.560	16	WALSH	48.403	3	16	WALSH	2:23.963	2:26.182	2.219
4	40	PATMORE	1:36.531	40	PATMORE	48.849	4	40	PATMORE	2:25.380	2:26.278	0.898
5	272	JOHNSON	1:36.946	83	SIGGS	49.262	5	6	SHAILER	2:26.949	2:27.066	0.117
6	6	SHAILER	1:37.251	6	SHAILER	49.698	6	272	JOHNSON	2:26.984	2:27.052	0.068
7	1	CHAMBERLAIN	1:37.895	39	MORGAN	49.782	7	39	MORGAN	2:27.986	2:28.441	0.455
8	39	MORGAN	1:38.204	143	PALMER	49.825	8	1	CHAMBERLAIN	2:28.096	2:28.423	0.327
9	143	PALMER	1:38.956	35	CRESSWELL	49.919	9	83	SIGGS	2:28.758	2:28.758	0.000
10	83	SIGGS	1:39.496	272	JOHNSON	50.038	10	143	PALMER	2:28.781	2:29.328	0.547
11	50	WELFORD	1:39.805	333	HOUGHTON	50.067	11	17	BAKER	2:29.897	2:30.439	0.542
12	17	BAKER	1:39.808	17	BAKER	50.089	12	333	HOUGHTON	2:30.169	2:30.169	0.000
13	333	HOUGHTON	1:40.102	1	CHAMBERLAIN	50.201	13	50	WELFORD	2:30.819	2:30.819	0.000
14	646	RAI	1:40.408	175	KENDLE	50.941	14	35	CRESSWELL	2:30.886	2:31.898	1.012
15	277	AVERRE	1:40.736	50	WELFORD	51.014	15	277	AVERRE	2:32.014	2:32.637	0.623
16	45	HADDOCH	1:40.741	277	AVERRE	51.278	16	45	HADDOCH	2:32.072	2:32.160	0.088
17	35	CRESSWELL	1:40.967	45	HADDOCH	51.331	17	646	RAI	2:32.671	2:32.773	0.102
18	9	DIXON	1:41.707	9	DIXON	51.435	18	9	DIXON	2:33.142	2:33.142	0.000
19	8	COUGHLAN	1:42.449	8	COUGHLAN	51.602	19	8	COUGHLAN	2:34.051	2:35.150	1.099
20	212	SAVAGE	1:42.488	24	SMITH	51.782	20	24	SMITH	2:34.554	2:34.554	0.000
21	24	SMITH	1:42.772	646	RAI	52.263	21	212	SAVAGE	2:34.888	2:35.083	0.195
22	29	BRIDGER	1:43.383	212	SAVAGE	52.400	22	175	KENDLE	2:35.910	2:35.910	0.000
23	175	KENDLE	1:44.969	15	SIEMIENIUK-JUZWIUK	53.466	23	96	TOUCEDA	2:41.133	2:41.607	0.474
24	96	TOUCEDA	1:46.243	116	WREN	54.171	24	128	CLARKE	2:41.204	2:41.701	0.497
25	128	CLARKE	1:46.994	128	CLARKE	54.210	25	15	SIEMIENIUK-JUZWIU	2:41.383	2:41.720	0.337
26	15	SIEMIENIUK-JUZWIUK	1:47.917	96	TOUCEDA	54.890	26	116	WREN	2:43.672	2:43.672	0.000
27	116	WREN	1:49.501	41	ABRAHAM	55.230	27	41	ABRAHAM	2:45.085	2:46.884	1.799
28	41	ABRAHAM	1:49.855	90	NESTER	55.247	28	90	NESTER	2:48.642	2:48.642	0.000
29	12	COMBRINCK	1:50.942	258	FRIEND	56.915	29	12	COMBRINCK	2:48.913	2:51.114	2.201
30	90	NESTER	1:53.395	12	COMBRINCK	57.971	30	258	FRIEND	2:50.930	2:50.930	0.000
31	258	FRIEND	1:54.015									
32												

Weather / Track : Rain / Wet

Results can be found at www.tsl-timing.com

Snetterton 300

Circuit Length = 2.9689 miles

Start: 10:24 Flag 10:42 End: 10:45

Printed - 10:46 Saturday, 08 June 2019

BMCRC - MRO Championships 2019 - Rnd 5 @ Snetterton

Reactive Parts MRO Powerbikes inc Racebuykz.com MRO Clubman 1000

RACE 6 - GRID (10 Laps)



ROW 12	36	2:30.169	333 Andrew HOUGHTON	35	76 Jason BYARD	34	74 Andrew BURKE	
ROW 11			33	71 Tom NORTON	32	99 Anthony JOHNSON	31	60 Peter BAKER
ROW 10	30		29 Mark BRIDGER	29	2:51.114 12 David COMBRINCK	28	2:50.930 258 Ande FRIEND	
ROW 9			27	2:48.642 90 Dave NESTER	26	2:46.884 41 Dave ABRAHAM	25	2:43.672 116 Matthew WREN
ROW 8	24	2:41.720	15 Mariusz SIEMIENIUK-JUZWIUK	23	2:41.701 128 Kevin CLARKE	22	2:41.607 96 Jose TOUCEDA	
ROW 7			21	2:35.910 175 Mark KENDLE	20	2:35.150 8 John COUGHLAN	19	2:35.083 212 Olly SAVAGE
ROW 6	18	2:34.554	24 Alan SMITH	17	2:33.142 9 Luke DIXON	16	2:32.773 646 Suki RAI	
ROW 5			15	2:32.637 277 Adrian AVERRE	14	2:32.160 45 Michael HADDOCH	13	2:31.898 35 Robert CRESSWELL
ROW 4	12	2:30.819	50 Dan WELFORD	11	2:30.439 17 Philip BAKER	10	2:29.328 143 Steve PALMER	
ROW 3			9	2:28.758 83 Jason SIGGS	8	2:28.441 39 Max MORGAN	7	2:28.423 1 Barry CHAMBERLAIN
ROW 2	6	2:27.066	6 Dan SHAILER	5	2:27.052 272 Daniel JOHNSON	4	2:26.278 40 Aiden PATMORE	
ROW 1			3	2:26.182 16 Glenn WALSH	2	2:22.306 72 Michael O'BRIEN	1	2:21.786 98 Rick DICKINSON
							Pole	

Snetterton 300
Circuit Length = 2.9689 miles

These results are provisional until the conclusion of any judicial and technical matters.

Clerk Of Course :	Timekeeper :
-------------------	--------------

Results can be found at www.tsl-timing.com

Printed - 10:48 Saturday, 08 June 2019



BMCRC - MRO Championships 2019 - Rnd 5 @ Snetterton

Reactive Parts MRO Powerbikes inc Racebuykz.com MRO Clubman 1000



RACE 6 - CLASSIFICATION

POS	NO	CL	PIC NAME	ENTRY	LAPS	TIME	GAP	DIFF	MPH	BEST	ON
1	72		1 Michael O'BRIEN	Yamaha -	10	24:30.422			72.68	2:22.652	8
2	6		2 Dan SHAILER	Yamaha - McShailer Racing	10	24:34.699	4.277	4.277	72.47	2:22.933	10
3	16	C	1 Glenn WALSH	BMW - Walters Medical	10	24:35.248	4.826	0.549	72.44	2:22.439	8
4	17		3 Philip BAKER	BMW - Ashford accident repair center Godfrey plas	10	24:37.390	6.968	2.142	72.34	2:21.990	8
5	35	C	2 Robert CRESSWELL	Kawasaki - ODDJOBROB Racing	10	24:41.183	10.761	3.793	72.15	2:22.505	8
6	29	C	3 Mark BRIDGER	Yamaha - Moremoto	10	25:04.292	33.870	23.109	71.05	2:24.725	6
7	24		4 Alan SMITH	Kawasaki - Orwells Mcs	10	25:42.218	1:11.796	37.926	69.30	2:27.302	10
8	646	C	4 Suki RAI	Yamaha - Asian Sensations	10	25:44.055	1:13.633	1.837	69.22	2:28.556	10
9	39	C	5 Max MORGAN	Kawasaki - MSS PERFORMANCE	10	25:45.710	1:15.288	1.655	69.14	2:29.527	7
10	8		5 John COUGHLAN	Aprilia - BIKERSWORLD	10	25:47.065	1:16.643	1.355	69.08	2:28.405	10
11	175	C	6 Mark KENDLE	Kawasaki - KINGSWOOD WINDOWS	10	25:48.821	1:18.399	1.756	69.00	2:29.194	7
12	1		6 Barry CHAMBERLAIN	Suzuki - Airsys.co.uk	10	25:54.736	1:24.314	5.915	68.74	2:30.882	9
13	83	C	7 Jason SIGGS	Yamaha - J Siggs Construction	10	26:21.750	1:51.328	27.014	67.57	2:34.187	7
14	15		7 Mariusz SIEMENIUK-JUZWIUK	BMW - BELMONT AUTO SERVICE	10	26:30.174	1:59.752	8.424	67.21	2:30.843	8
15	212		8 Olly SAVAGE	Yamaha - Oakmill Construction	10	27:02.734	2:32.312	32.560	65.86	2:38.474	6
16	96		9 Jose TOUCEDA	Kawasaki - Cell2	9	24:42.441	1 Lap	1 Lap	64.88	2:38.767	9
17	90	C	8 Dave NESTER	BMW -	9	25:13.410	1 Lap	30.969	63.56	2:43.942	9
NOT CLASSIFIED											
DNF	98		Rick DICKINSON	BMW - MotorcycleRaceParts.co.uk	9	21:57.577	1 Lap		73.00	2:20.119	8
DNF	40		Aiden PATMORE	Kawasaki - TBR Performance/NW Roofing	8	19:49.112	2 Laps	1 Lap	71.90	2:22.666	7
DNF	60		Peter BAKER	Kawasaki - Dodfrey Engineering	7	17:23.865	3 Laps	1 Lap	71.67	2:24.176	7
DNF	50	C	Dan WELFORD	Suzuki - SEG Sussex Electric Gates/ Vistec system:	7	17:57.528	3 Laps	33.663	69.43	2:28.256	6
DNF	9	C	Luke DIXON	Bmw -	7	18:08.583	3 Laps	11.055	68.72	2:26.394	7
DNF	272	C	Daniel JOHNSON	BMW -	6	15:04.748	4 Laps	1 Lap	70.87	2:25.553	6
DNF	333	C	Andrew HOUGHTON	Yamaha - Yamaha UK	4	10:54.451	6 Laps	2 Laps	65.32	2:37.980	4
DNF	277	C	Adrian AVERRE	Yamaha - Ryders Alley Racing	3	8:07.258	7 Laps	1 Lap	65.80	2:36.005	3
DNF	143		Steve PALMER	Yamaha - 4C8/Mk1 Transit racing	2	5:27.744	8 Laps	1 Lap	65.22	2:33.659	2
FASTEST LAP											
	98		Rick DICKINSON	BMW - MotorcycleRaceParts.co.uk	8	2:20.119		76.27 mph		122.75 kph	
	16	C	Glenn WALSH	BMW - Walters Medical	8	2:22.439		75.03 mph		120.75 kph	

Class - 92.5% of Race Speed = 67.22 mph
 Class C - 92.5% of Race Speed = 67.00 mph

Snetterton 300
 Circuit Length = 2.9689 miles
 Start: 14:02 Flag 14:26 End: 14:29

Weather / Track : Showers / Wet
 These results are provisional until the conclusion of any judicial and technical matters.

Clerk Of Course :	Timekeeper :
-------------------	--------------

Results can be found at www.tsl-timing.com

Printed - 14:41 Saturday, 08 June 2019



BMCRC - MRO Championships 2019 - Rnd 5 @ Snetterton

Reactive Parts MRO Powerbikes inc Racebuykz.com MRO Clubman 1000

RACE 6 - LAP CHART

LAP 1 @ 14:04:39.014

NO	BEHIND	LAP TIME
72		2:35.932
98	0.553	2:36.485
40	3.455	2:39.387
6	3.694	2:39.626
16	4.543	2:40.475
272	5.139	2:41.071
35	5.845	2:41.777
17	6.243	2:42.175
60	6.722	2:42.654
29	9.001	2:44.933
1	11.591	2:47.523
50	12.731	2:48.663
83	13.398	2:49.330
39	13.679	2:49.611
175	14.396	2:50.328
8	15.427	2:51.359
24	16.648	2:52.580
212	17.286	2:53.218
143	18.153	2:54.085
277	18.395	2:54.327
9	18.715	2:54.647
646	19.166	2:55.098
333	19.928	2:55.860
96	24.723	3:00.655
15	25.878	3:01.810
90	26.846	3:02.778

LAP 2 @ 14:07:10.248

NO	BEHIND	LAP TIME
72		2:31.234
98	0.551	2:31.232
6	4.161	2:31.701
60	5.273	2:29.785
16	6.034	2:32.725
40	6.237	2:34.016
35	6.976	2:32.365
272	7.792	2:33.887
17	8.426	2:33.417
29	10.505	2:32.738
1	17.199	2:36.842
50	17.317	2:35.820
39	18.857	2:36.412
143	20.578	2:33.659
83	21.546	2:39.382
175	21.683	2:38.521
8	22.557	2:38.364
24	23.059	2:37.645
277	24.087	2:36.926
646	27.937	2:40.005
212	28.136	2:42.084
9	28.870	2:41.389
333	29.490	2:40.796
15	39.005	2:44.361
96	43.166	2:49.677
90	45.554	2:49.942

LAP 3 @ 14:09:39.669

NO	BEHIND	LAP TIME
72		2:29.421
98	0.741	2:29.611
60	2.879	2:27.027

6	3.852	2:29.112
16	5.356	2:28.743
35	6.003	2:28.448
40	6.266	2:29.450
272	7.435	2:29.064
17	8.163	2:29.158
29	11.050	2:29.966
50	21.812	2:33.916
39	23.139	2:33.703
1	25.723	2:37.945
175	26.972	2:34.710
8	28.914	2:35.778
24	29.305	2:35.667
277	30.671	2:36.005
646	31.093	2:32.577
9	31.538	2:32.089
83	33.236	2:41.111
333	39.884	2:39.815
212	41.184	2:42.469
15	49.069	2:39.485
96	1:00.701	2:46.956
90	1:03.277	2:47.144

LAP 4 @ 14:12:06.539

NO	BEHIND	LAP TIME
72		2:26.870
98	0.713	2:26.842
60	3.992	2:27.983
6	4.296	2:27.314
16	5.805	2:27.319
40	7.587	2:28.191
35	7.705	2:28.572
272	9.284	2:28.719
17	9.554	2:28.261
29	11.773	2:27.593
50	27.581	2:32.639
39	30.941	2:34.672
1	35.210	2:36.357
24	35.482	2:33.047
175	35.773	2:35.671
8	36.118	2:34.074
646	36.225	2:32.002
9	37.344	2:32.676
83	44.089	2:37.723
333	50.994	2:37.980
212	54.096	2:39.782
15	1:00.197	2:37.998
96	1:19.389	2:45.558
90	1:26.427	2:50.020

LAP 5 @ 14:14:32.200

NO	BEHIND	LAP TIME
72		2:25.661
98	0.310	2:25.258
60	5.239	2:26.908
6	5.826	2:27.191
16	6.273	2:26.129
40	8.346	2:26.420
35	9.737	2:27.693
272	10.077	2:26.454
17	10.718	2:26.825
29	12.816	2:26.704
50	31.808	2:29.888
39	38.759	2:33.479

24	42.509	2:32.688
1	42.830	2:33.281
9	42.831	2:31.148
646	43.222	2:32.658
175	43.407	2:33.295
8	45.074	2:34.617
83	54.431	2:36.003
212	1:08.570	2:40.135
15	1:13.915	2:39.379
96	1:35.961	2:42.233
90	1:45.445	2:44.679

LAP 6 @ 14:16:56.146

NO	BEHIND	LAP TIME
72		2:23.946
98	0.395	2:24.031
60	6.625	2:25.332
6	6.915	2:25.035
16	8.553	2:26.226
40	10.456	2:26.056
272	11.684	2:25.553
35	12.125	2:26.334
17	12.351	2:25.579
29	13.595	2:24.725
50	36.118	2:28.256
39	45.692	2:30.879
24	48.637	2:30.074
9	49.125	2:30.240
646	49.484	2:30.208
175	51.748	2:32.287
1	52.687	2:33.803
8	53.447	2:32.319
83	1:05.707	2:35.222
212	1:23.098	2:38.474
15	1:23.706	2:33.737
96	1:52.625	2:40.610
90	2:06.955	2:45.456

LAP 7 @ 14:19:18.677

NO	BEHIND	LAP TIME
98		2:22.136
72	1.795	2:24.326
60	8.270	2:24.176
6	8.553	2:24.169
40	10.591	2:22.666
16	11.876	2:25.854
35	12.312	2:22.718
17	13.028	2:23.208
29	18.051	2:26.987
50	41.933	2:28.346
39	52.688	2:29.527
9	52.988	2:26.394
24	56.199	2:30.093
646	58.270	2:31.317
175	58.411	2:29.194
8	1:02.223	2:31.307
1	1:03.648	2:33.492
83	1:17.363	2:34.187
15	1:37.914	2:36.739
212	1:41.921	2:41.354
96	2:09.249	2:39.155

LAP 8 @ 14:21:38.796

NO	BEHIND	LAP TIME
98		2:20.119
72	4.328	2:22.652
90	1 Lap	2:44.165
6	12.391	2:23.957
40	13.398	2:22.926
16	14.196	2:22.439
35	14.698	2:22.505
17	14.899	2:21.990
29	26.330	2:28.398
39	1:04.623	2:32.054
24	1:07.769	2:31.689
175	1:08.063	2:29.771
646	1:09.320	2:31.169
8	1:12.361	2:30.257
1	1:16.823	2:33.294
83	1:32.777	2:35.533
15	1:48.638	2:30.843
212	2:02.248	2:40.446

LAP 9 @ 14:24:00.659

NO	BEHIND	LAP TIME
98		2:21.863
96	1 Lap	2:38.830
72	6.347	2:23.882
6	14.189	2:23.661
16	15.018	2:22.685
17	15.957	2:22.921
35	16.077	2:23.242
90	1 Lap	2:45.284
29	34.380	2:29.913
39	1:15.300	2:32.540
175	1:17.031	2:30.831
24	1:17.339	2:31.433
646	1:17.922	2:30.465
8	1:21.083	2:30.585
1	1:25.842	2:30.882
83	1:47.467	2:36.553
15	1:59.479	2:32.704
212	2:21.543	2:41.158

LAP 10 @ 14:26:33.504

NO	BEHIND	LAP TIME
72		2:26.498
6	4.277	2:22.933
16	4.826	2:22.653
17	6.968	2:23.856
35	10.761	2:27.529
96	1 Lap	2:38.767
29	33.870	2:32.335
90	1 Lap	2:43.942
24	1:11.796	2:27.302
646	1:13.633	2:28.556
39	1:15.288	2:32.833
8	1:16.643	2:28.405
175	1:18.399	2:34.213
1	1:24.314	2:31.317
83	1:51.328	2:36.706
15	1:59.752	2:33.118
212	2:32.312	2:43.614

Weather / Track : Showers / Wet

Results can be found at www.tsl-timing.com

Snetterton 300

Circuit Length = 2.9689 miles

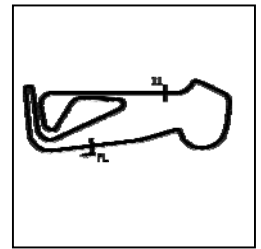
Start: 14:02 Flag 14:26 End: 14:29

Printed - 14:30 Saturday, 08 June 2019

BMCRC - MRO Championships 2019 - Rnd 5 @ Snetterton

Reactive Parts MRO Powerbikes inc Racebuykz.com MRO Clubman 1000

RACE 6 - SECTOR ANALYSIS



SECTOR 1 = FL to I1, SECTOR 2 = I1 to FL, DIFF = Difference To Personal Best Lap, P = Crossed Finish Line in Pit Lane, D = Time Disallowed

P1 72		Michael O'BRIEN		Yamaha -		
IDEAL LAP TIME : 2:22.652		BEST LAP TIME : 2:22.652		DIFFERENCE : 0.000		
LAP	SECTOR 1	SECTOR 2	LAP TIME	MPH	DIFF	TIME OF DAY
1 -		52.116	2:35.932	68.54	13.280	14:04:39.014
2 -	1:40.049	51.185	2:31.234	70.67	8.582	14:07:10.248
3 -	1:39.102	50.319	2:29.421	71.52	6.769	14:09:39.669
4 -	1:36.486	50.384	2:26.870	72.77	4.218	14:12:06.539
5 -	1:35.919	49.742	2:25.661	73.37	3.009	14:14:32.200
6 -	1:35.044	48.902	2:23.946 (3)	74.25	1.294	14:16:56.146
7 -	1:35.758	48.568	2:24.326	74.05	1.674	14:19:20.472
8 -	1:34.097	48.555	2:22.652 (1)	74.92		14:21:43.124
9 -	1:34.912	48.970	2:23.882 (2)	74.28	1.230	14:24:07.006
10 -	1:37.496	49.002	2:26.498	72.95	3.846	14:26:33.504

P2 6		Dan SHAILER		Yamaha - McShailer Racing		
IDEAL LAP TIME : 2:22.836		BEST LAP TIME : 2:22.933		DIFFERENCE : 0.097		
LAP	SECTOR 1	SECTOR 2	LAP TIME	MPH	DIFF	TIME OF DAY
1 -		51.256	2:39.626	66.95	16.693	14:04:42.708
2 -	1:40.628	51.073	2:31.701	70.45	8.768	14:07:14.409
3 -	1:39.427	49.685	2:29.112	71.67	6.179	14:09:43.521
4 -	1:37.414	49.900	2:27.314	72.55	4.381	14:12:10.835
5 -	1:37.089	50.102	2:27.191	72.61	4.258	14:14:38.026
6 -	1:36.281	48.754	2:25.035	73.69	2.102	14:17:03.061
7 -	1:35.775	48.394	2:24.169	74.13	1.236	14:19:27.230
8 -	1:35.153	48.804	2:23.957 (3)	74.24	1.024	14:21:51.187
9 -	1:35.370	48.291	2:23.661 (2)	74.39	0.728	14:24:14.848
10 -	1:34.545	48.388	2:22.933 (1)	74.77		14:26:37.781

P3 16 C		Glenn WALSH		BMW - Walters Medical		
IDEAL LAP TIME : 2:21.383		BEST LAP TIME : 2:22.439		DIFFERENCE : 1.056		
LAP	SECTOR 1	SECTOR 2	LAP TIME	MPH	DIFF	TIME OF DAY
1 -		51.661	2:40.475	66.60	18.036	14:04:43.557
2 -	1:41.306	51.419	2:32.725	69.98	10.286	14:07:16.282
3 -	1:38.490	50.253	2:28.743	71.85	6.304	14:09:45.025
4 -	1:38.062	49.257	2:27.319	72.55	4.880	14:12:12.344
5 -	1:36.229	49.900	2:26.129	73.14	3.690	14:14:38.473
6 -	1:36.637	49.589	2:26.226	73.09	3.787	14:17:04.699
7 -	1:36.904	48.950	2:25.854	73.27	3.415	14:19:30.553
8 -	1:34.295	48.144	2:22.439 (1)	75.03		14:21:52.992
9 -	1:33.595	49.090	2:22.685 (3)	74.90	0.246	14:24:15.677
10 -	1:34.865	47.788	2:22.653 (2)	74.92	0.214	14:26:38.330

P4 17		Philip BAKER		BMW - Ashford accident repair center Godfrey plastering servic		
IDEAL LAP TIME : 2:21.552		BEST LAP TIME : 2:21.990		DIFFERENCE : 0.438		
LAP	SECTOR 1	SECTOR 2	LAP TIME	MPH	DIFF	TIME OF DAY
1 -		51.698	2:42.175	65.90	20.185	14:04:45.257
2 -	1:41.913	51.504	2:33.417	69.66	11.427	14:07:18.674
3 -	1:39.180	49.978	2:29.158	71.65	7.168	14:09:47.832
4 -	1:37.648	50.613	2:28.261	72.08	6.271	14:12:16.093
5 -	1:36.633	50.192	2:26.825	72.79	4.835	14:14:42.918
6 -	1:36.235	49.344	2:25.579	73.41	3.589	14:17:08.497
7 -	1:35.634	47.574	2:23.208 (3)	74.63	1.218	14:19:31.705
8 -	1:33.978	48.012	2:21.990 (1)	75.27		14:21:53.695
9 -	1:34.950	47.971	2:22.921 (2)	74.78	0.931	14:24:16.616
10 -	1:35.235	48.621	2:23.856	74.29	1.866	14:26:40.472

P5 35 C		Robert CRESSWELL		Kawasaki - ODDJOBROB Racing		
IDEAL LAP TIME : 2:22.505		BEST LAP TIME : 2:22.505		DIFFERENCE : 0.000		
LAP	SECTOR 1	SECTOR 2	LAP TIME	MPH	DIFF	TIME OF DAY

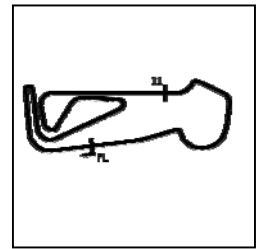
Weather / Track : Showers / Wet

Snetterton 300
Circuit Length = 2.9689 miles
Start: 14:02 Flag 14:26 End: 14:29

BMCRC - MRO Championships 2019 - Rnd 5 @ Snetterton

Reactive Parts MRO Powerbikes inc Racebuykz.com MRO Clubman 1000

RACE 6 - SECTOR ANALYSIS



SECTOR 1 = FL to I1, SECTOR 2 = I1 to FL, DIFF = Difference To Personal Best Lap, P = Crossed Finish Line in Pit Lane, D = Time Disallowed

1 -		51.845	2:41.777	66.06	19.272	14:04:44.859
2 -	1:41.478	50.887	2:32.365	70.14	9.860	14:07:17.224
3 -	1:38.525	49.923	2:28.448	71.99	5.943	14:09:45.672
4 -	1:38.425	50.147	2:28.572	71.93	6.067	14:12:14.244
5 -	1:38.152	49.541	2:27.693	72.36	5.188	14:14:41.937
6 -	1:37.435	48.899	2:26.334	73.03	3.829	14:17:08.271
7 -	1:34.905	47.813	2:22.718 (2)	74.88	0.213	14:19:30.989
8 -	1:34.714	47.791	2:22.505 (1)	75.00		14:21:53.494
9 -	1:34.989	48.253	2:23.242 (3)	74.61	0.737	14:24:16.736
10 -	1:34.832	52.697	2:27.529	72.44	5.024	14:26:44.265

P6 29 C		Mark BRIDGER		Yamaha - Moremoto			
IDEAL LAP TIME : 2:24.725		BEST LAP TIME : 2:24.725		DIFFERENCE : 0.000			
LAP	SECTOR 1	SECTOR 2	LAP TIME	MPH	DIFF	TIME OF DAY	
1 -		51.632	2:44.933	64.80	20.208	14:04:48.015	
2 -	1:41.524	51.214	2:32.738	69.97	8.013	14:07:20.753	
3 -	1:39.365	50.601	2:29.966	71.27	5.241	14:09:50.719	
4 -	1:38.133	49.460	2:27.593	72.41	2.868	14:12:18.312	
5 -	1:37.806	48.898	2:26.704 (2)	72.85	1.979	14:14:45.016	
6 -	1:36.355	48.370	2:24.725 (1)	73.85		14:17:09.741	
7 -	1:37.302	49.685	2:26.987 (3)	72.71	2.262	14:19:36.728	
8 -	1:38.952	49.446	2:28.398	72.02	3.673	14:22:05.126	
9 -	1:39.304	50.609	2:29.913	71.29	5.188	14:24:35.039	
10 -	1:40.871	51.464	2:32.335	70.16	7.610	14:27:07.374	

P7 24		Alan SMITH		Kawasaki - Orwells Mcs			
IDEAL LAP TIME : 2:27.302		BEST LAP TIME : 2:27.302		DIFFERENCE : 0.000			
LAP	SECTOR 1	SECTOR 2	LAP TIME	MPH	DIFF	TIME OF DAY	
1 -		53.929	2:52.580	61.93	25.278	14:04:55.662	
2 -	1:44.941	52.704	2:37.645	67.79	10.343	14:07:33.307	
3 -	1:44.109	51.558	2:35.667	68.65	8.365	14:10:08.974	
4 -	1:40.907	52.140	2:33.047	69.83	5.745	14:12:42.021	
5 -	1:40.561	52.127	2:32.688	69.99	5.386	14:15:14.709	
6 -	1:39.858	50.216	2:30.074 (2)	71.21	2.772	14:17:44.783	
7 -	1:39.594	50.499	2:30.093 (3)	71.20	2.791	14:20:14.876	
8 -	1:40.410	51.279	2:31.689	70.46	4.387	14:22:46.565	
9 -	1:38.823	52.610	2:31.433	70.57	4.131	14:25:17.998	
10 -	1:38.543	48.759	2:27.302 (1)	72.55		14:27:45.300	

P8 646 C		Suki RAI		Yamaha - Asian Sensations			
IDEAL LAP TIME : 2:28.556		BEST LAP TIME : 2:28.556		DIFFERENCE : 0.000			
LAP	SECTOR 1	SECTOR 2	LAP TIME	MPH	DIFF	TIME OF DAY	
1 -		54.740	2:55.098	61.04	26.542	14:04:58.180	
2 -	1:45.723	54.282	2:40.005	66.79	11.449	14:07:38.185	
3 -	1:40.491	52.086	2:32.577	70.05	4.021	14:10:10.762	
4 -	1:40.590	51.412	2:32.002	70.31	3.446	14:12:42.764	
5 -	1:41.977	50.681	2:32.658	70.01	4.102	14:15:15.422	
6 -	1:40.160	50.048	2:30.208 (2)	71.15	1.652	14:17:45.630	
7 -	1:39.501	51.816	2:31.317	70.63	2.761	14:20:16.947	
8 -	1:39.890	51.279	2:31.169	70.70	2.613	14:22:48.116	
9 -	1:39.565	50.900	2:30.465 (3)	71.03	1.909	14:25:18.581	
10 -	1:38.774	49.782	2:28.556 (1)	71.94		14:27:47.137	

P9 39 C		Max MORGAN		Kawasaki - MSS PERFORMANCE			
IDEAL LAP TIME : 2:29.527		BEST LAP TIME : 2:29.527		DIFFERENCE : 0.000			
LAP	SECTOR 1	SECTOR 2	LAP TIME	MPH	DIFF	TIME OF DAY	
1 -		53.561	2:49.611	63.01	20.084	14:04:52.693	
2 -	1:44.602	51.810	2:36.412	68.33	6.885	14:07:29.105	
3 -	1:41.477	52.226	2:33.703	69.53	4.176	14:10:02.808	
4 -	1:41.310	53.362	2:34.672	69.10	5.145	14:12:37.480	

Weather / Track : Showers / Wet

Snetterton 300

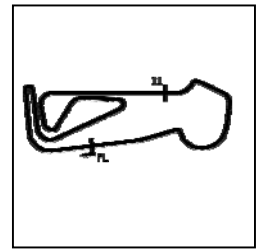
Circuit Length = 2.9689 miles

Start: 14:02 Flag 14:26 End: 14:29

BMCRC - MRO Championships 2019 - Rnd 5 @ Snetterton

Reactive Parts MRO Powerbikes inc Racebuykz.com MRO Clubman 1000

RACE 6 - SECTOR ANALYSIS



SECTOR 1 = FL to I1, SECTOR 2 = I1 to FL, DIFF = Difference To Personal Best Lap, P = Crossed Finish Line in Pit Lane, D = Time Disallowed

5 -	1:41.740	51.739	2:33.479	69.63	3.952	14:15:10.959
6 -	1:39.677	51.202	2:30.879 (2)	70.83	1.352	14:17:41.838
7 -	1:39.153	50.374	2:29.527 (1)	71.47		14:20:11.365
8 -	1:40.534	51.520	2:32.054 (3)	70.29	2.527	14:22:43.419
9 -	1:40.744	51.796	2:32.540	70.06	3.013	14:25:15.959
10 -	1:40.867	51.966	2:32.833	69.93	3.306	14:27:48.792

P10 8		John COUGHLAN		Aprilia - BIKERSWORLD		
IDEAL LAP TIME : 2:28.405		BEST LAP TIME : 2:28.405		DIFFERENCE : 0.000		
LAP	SECTOR 1	SECTOR 2	LAP TIME	MPH	DIFF	TIME OF DAY
1 -		53.267	2:51.359	62.37	22.954	14:04:54.441
2 -	1:45.420	52.944	2:38.364	67.49	9.959	14:07:32.805
3 -	1:43.864	51.914	2:35.778	68.61	7.373	14:10:08.583
4 -	1:41.076	52.998	2:34.074	69.36	5.669	14:12:42.657
5 -	1:43.082	51.535	2:34.617	69.12	6.212	14:15:17.274
6 -	1:40.491	51.828	2:32.319	70.16	3.914	14:17:49.593
7 -	1:39.873	51.434	2:31.307	70.63	2.902	14:20:20.900
8 -	1:39.579	50.678	2:30.257 (2)	71.13	1.852	14:22:51.157
9 -	1:39.756	50.829	2:30.585 (3)	70.97	2.180	14:25:21.742
10 -	1:38.247	50.158	2:28.405 (1)	72.01		14:27:50.147

P11 175 C		Mark KENDLE		Kawasaki - KINGSWOOD WINDOWS		
IDEAL LAP TIME : 2:28.283		BEST LAP TIME : 2:29.194		DIFFERENCE : 0.911		
LAP	SECTOR 1	SECTOR 2	LAP TIME	MPH	DIFF	TIME OF DAY
1 -		53.559	2:50.328	62.74	21.134	14:04:53.410
2 -	1:45.633	52.888	2:38.521	67.42	9.327	14:07:31.931
3 -	1:42.313	52.397	2:34.710	69.08	5.516	14:10:06.641
4 -	1:41.664	54.007	2:35.671	68.65	6.477	14:12:42.312
5 -	1:42.485	50.810	2:33.295	69.72	4.101	14:15:15.607
6 -	1:40.509	51.778	2:32.287	70.18	3.093	14:17:47.894
7 -	1:38.287	50.907	2:29.194 (1)	71.63		14:20:17.088
8 -	1:38.850	50.921	2:29.771 (2)	71.36	0.577	14:22:46.859
9 -	1:37.473	53.358	2:30.831 (3)	70.86	1.637	14:25:17.690
10 -	1:42.372	51.841	2:34.213	69.30	5.019	14:27:51.903

P12 1		Barry CHAMBERLAIN		Suzuki - Airsys.co.uk		
IDEAL LAP TIME : 2:30.693		BEST LAP TIME : 2:30.882		DIFFERENCE : 0.189		
LAP	SECTOR 1	SECTOR 2	LAP TIME	MPH	DIFF	TIME OF DAY
1 -		53.263	2:47.523	63.80	16.641	14:04:50.605
2 -	1:43.613	53.229	2:36.842	68.14	5.960	14:07:27.447
3 -	1:43.327	54.618	2:37.945	67.66	7.063	14:10:05.392
4 -	1:42.247	54.110	2:36.357	68.35	5.475	14:12:41.749
5 -	1:40.622	52.659	2:33.281 (3)	69.72	2.399	14:15:15.030
6 -	1:40.985	52.818	2:33.803	69.49	2.921	14:17:48.833
7 -	1:40.125	53.367	2:33.492	69.63	2.610	14:20:22.325
8 -	1:41.097	52.197	2:33.294	69.72	2.412	14:22:55.619
9 -	1:39.312	51.570	2:30.882 (1)	70.83		14:25:26.501
10 -	1:39.123	52.194	2:31.317 (2)	70.63	0.435	14:27:57.818

P13 83 C		Jason SIGGS		Yamaha - J Siggs Construction		
IDEAL LAP TIME : 2:34.187		BEST LAP TIME : 2:34.187		DIFFERENCE : 0.000		
LAP	SECTOR 1	SECTOR 2	LAP TIME	MPH	DIFF	TIME OF DAY
1 -		54.078	2:49.330	63.11	15.143	14:04:52.412
2 -	1:46.399	52.983	2:39.382	67.05	5.195	14:07:31.794
3 -	1:47.854	53.257	2:41.111	66.33	6.924	14:10:12.905
4 -	1:44.955	52.768	2:37.723	67.76	3.536	14:12:50.628
5 -	1:43.558	52.445	2:36.003	68.51	1.816	14:15:26.631
6 -	1:43.252	51.970	2:35.222 (2)	68.85	1.035	14:18:01.853
7 -	1:42.779	51.408	2:34.187 (1)	69.31		14:20:36.040
8 -	1:43.430	52.103	2:35.533 (3)	68.71	1.346	14:23:11.573

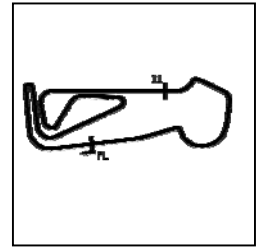
Weather / Track : Showers / Wet

Snetterton 300
Circuit Length = 2.9689 miles
Start: 14:02 Flag 14:26 End: 14:29

BMCRC - MRO Championships 2019 - Rnd 5 @ Snetterton

Reactive Parts MRO Powerbikes inc Racebuykz.com MRO Clubman 1000

RACE 6 - SECTOR ANALYSIS



SECTOR 1 = FL to I1, SECTOR 2 = I1 to FL, DIFF = Difference To Personal Best Lap, P = Crossed Finish Line in Pit Lane, D = Time Disallowed

9 -	1:43.651	52.902	2:36.553	68.27	2.366	14:25:48.126
10 -	1:43.884	52.822	2:36.706	68.20	2.519	14:28:24.832

P14 15		Mariusz SIEMIENIUK-JUZWIUK		BMW - BELMONT AUTO SERVICE			
IDEAL LAP TIME : 2:30.843		BEST LAP TIME : 2:30.843		DIFFERENCE : 0.000			
LAP	SECTOR 1	SECTOR 2	LAP TIME	MPH	DIFF	TIME OF DAY	
1 -		56.791	3:01.810	58.78	30.967	14:05:04.892	
2 -	1:50.315	54.046	2:44.361	65.02	13.518	14:07:49.253	
3 -	1:46.197	53.288	2:39.485	67.01	8.642	14:10:28.738	
4 -	1:45.896	52.102	2:37.998	67.64	7.155	14:13:06.736	
5 -	1:46.702	52.677	2:39.379	67.06	8.536	14:15:46.115	
6 -	1:42.806	50.931	2:33.737	69.52	2.894	14:18:19.852	
7 -	1:45.978	50.761	2:36.739	68.19	5.896	14:20:56.591	
8 -	1:40.620	50.223	2:30.843 (1)	70.85		14:23:27.434	
9 -	1:41.552	51.152	2:32.704 (2)	69.99	1.861	14:26:00.138	
10 -	1:41.988	51.130	2:33.118 (3)	69.80	2.275	14:28:33.256	

P15 212		Olly SAVAGE		Yamaha - Oakmill Construction			
IDEAL LAP TIME : 2:38.467		BEST LAP TIME : 2:38.474		DIFFERENCE : 0.007			
LAP	SECTOR 1	SECTOR 2	LAP TIME	MPH	DIFF	TIME OF DAY	
1 -		55.825	2:53.218	61.70	14.744	14:04:56.300	
2 -	1:47.069	55.015	2:42.084	65.94	3.610	14:07:38.384	
3 -	1:47.421	55.048	2:42.469	65.78	3.995	14:10:20.853	
4 -	1:45.804	53.978	2:39.782 (2)	66.89	1.308	14:13:00.635	
5 -	1:46.002	54.133	2:40.135 (3)	66.74	1.661	14:15:40.770	
6 -	1:44.489	53.985	2:38.474 (1)	67.44		14:18:19.244	
7 -	1:46.642	54.712	2:41.354	66.23	2.880	14:21:00.598	
8 -	1:46.234	54.212	2:40.446	66.61	1.972	14:23:41.044	
9 -	1:46.592	54.566	2:41.158	66.32	2.684	14:26:22.202	
10 -	1:48.067	55.547	2:43.614	65.32	5.140	14:29:05.816	

P16 96		Jose TOUCEDA		Kawasaki - Cell2			
IDEAL LAP TIME : 2:38.512		BEST LAP TIME : 2:38.767		DIFFERENCE : 0.255			
LAP	SECTOR 1	SECTOR 2	LAP TIME	MPH	DIFF	TIME OF DAY	
1 -		57.133	3:00.655	59.16	21.888	14:05:03.737	
2 -	1:52.235	57.442	2:49.677	62.99	10.910	14:07:53.414	
3 -	1:49.886	57.070	2:46.956	64.01	8.189	14:10:40.370	
4 -	1:49.501	56.057	2:45.558	64.55	6.791	14:13:25.928	
5 -	1:47.676	54.557	2:42.233	65.88	3.466	14:16:08.161	
6 -	1:46.236	54.374	2:40.610	66.54	1.843	14:18:48.771	
7 -	1:45.693	53.462	2:39.155 (3)	67.15	0.388	14:21:27.926	
8 -	1:45.050	53.780	2:38.830 (2)	67.29	0.063	14:24:06.756	
9 -	1:45.109	53.658	2:38.767 (1)	67.31		14:26:45.523	

P17 90 C		Dave NESTER		BMW -			
IDEAL LAP TIME : 2:42.932		BEST LAP TIME : 2:43.942		DIFFERENCE : 1.010			
LAP	SECTOR 1	SECTOR 2	LAP TIME	MPH	DIFF	TIME OF DAY	
1 -		58.358	3:02.778	58.47	18.836	14:05:05.860	
2 -	1:52.799	57.143	2:49.942	62.89	6.000	14:07:55.802	
3 -	1:50.423	56.721	2:47.144	63.94	3.202	14:10:42.946	
4 -	1:51.886	58.134	2:50.020	62.86	6.078	14:13:32.966	
5 -	1:48.119	56.560	2:44.679 (3)	64.90	0.737	14:16:17.645	
6 -	1:48.145	57.311	2:45.456	64.59	1.514	14:19:03.101	
7 -	1:49.352	54.813	2:44.165 (2)	65.10	0.223	14:21:47.266	
8 -	1:48.880	56.404	2:45.284	64.66	1.342	14:24:32.550	
9 -	1:48.152	55.790	2:43.942 (1)	65.19		14:27:16.492	

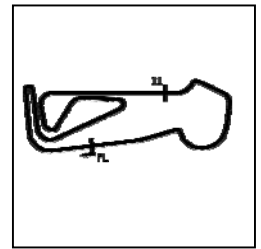
Weather / Track : Showers / Wet

Snetterton 300
Circuit Length = 2.9689 miles
Start: 14:02 Flag 14:26 End: 14:29

BMCRC - MRO Championships 2019 - Rnd 5 @ Snetterton

Reactive Parts MRO Powerbikes inc Racebuykz.com MRO Clubman 1000

RACE 6 - SECTOR ANALYSIS



SECTOR 1 = FL to I1, SECTOR 2 = I1 to FL, DIFF = Difference To Personal Best Lap, P = Crossed Finish Line in Pit Lane, D = Time Disallowed

P18 98		Rick DICKINSON		BMW - MotorcycleRaceParts.co.uk			
IDEAL LAP TIME : 2:20.119		BEST LAP TIME : 2:20.119		DIFFERENCE : 0.000			
LAP	SECTOR 1	SECTOR 2	LAP TIME	MPH	DIFF	TIME OF DAY	
1 -		51.586	2:36.485	68.30	16.366	14:04:39.567	
2 -	1:40.583	50.649	2:31.232	70.67	11.113	14:07:10.799	
3 -	1:39.847	49.764	2:29.611	71.43	9.492	14:09:40.410	
4 -	1:37.339	49.503	2:26.842	72.78	6.723	14:12:07.252	
5 -	1:35.758	49.500	2:25.258	73.57	5.139	14:14:32.510	
6 -	1:35.399	48.632	2:24.031	74.20	3.912	14:16:56.541	
7 -	1:33.927	48.209	2:22.136 (3)	75.19	2.017	14:19:18.677	
8 -	1:32.305	47.814	2:20.119 (1)	76.27		14:21:38.796	
9 -	1:33.902	47.961	2:21.863 (2)	75.34	1.744	14:24:00.659	

P19 40		Aiden PATMORE		Kawasaki - TBR Performance/NW Roofing			
IDEAL LAP TIME : 2:22.570		BEST LAP TIME : 2:22.666		DIFFERENCE : 0.096			
LAP	SECTOR 1	SECTOR 2	LAP TIME	MPH	DIFF	TIME OF DAY	
1 -		51.358	2:39.387	67.05	16.721	14:04:42.469	
2 -	1:42.795	51.221	2:34.016	69.39	11.350	14:07:16.485	
3 -	1:39.810	49.640	2:29.450	71.51	6.784	14:09:45.935	
4 -	1:38.779	49.412	2:28.191	72.12	5.525	14:12:14.126	
5 -	1:36.940	49.480	2:26.420	72.99	3.754	14:14:40.546	
6 -	1:37.709	48.347	2:26.056 (3)	73.17	3.390	14:17:06.602	
7 -	1:35.151	47.515	2:22.666 (1)	74.91		14:19:29.268	
8 -	1:35.055	47.871	2:22.926 (2)	74.78	0.260	14:21:52.194	

P20 60		Peter BAKER		Kawasaki - Dodfrey Engineering			
IDEAL LAP TIME : 2:24.176		BEST LAP TIME : 2:24.176		DIFFERENCE : 0.000			
LAP	SECTOR 1	SECTOR 2	LAP TIME	MPH	DIFF	TIME OF DAY	
1 -		50.298	2:42.654	65.71	18.478	14:04:45.736	
2 -	1:39.499	50.286	2:29.785	71.35	5.609	14:07:15.521	
3 -	1:37.447	49.580	2:27.027	72.69	2.851	14:09:42.548	
4 -	1:37.705	50.278	2:27.983	72.22	3.807	14:12:10.531	
5 -	1:37.072	49.836	2:26.908 (3)	72.75	2.732	14:14:37.439	
6 -	1:36.485	48.847	2:25.332 (2)	73.54	1.156	14:17:02.771	
7 -	1:35.811	48.365	2:24.176 (1)	74.13		14:19:26.947	

P21 50 C		Dan WELFORD		Suzuki - SEG Sussex Electric Gates/ Vistec systems			
IDEAL LAP TIME : 2:27.860		BEST LAP TIME : 2:28.256		DIFFERENCE : 0.396			
LAP	SECTOR 1	SECTOR 2	LAP TIME	MPH	DIFF	TIME OF DAY	
1 -		53.776	2:48.663	63.36	20.407	14:04:51.745	
2 -	1:43.340	52.480	2:35.820	68.59	7.564	14:07:27.565	
3 -	1:41.237	52.679	2:33.916	69.44	5.660	14:10:01.481	
4 -	1:40.793	51.846	2:32.639	70.02	4.383	14:12:34.120	
5 -	1:38.416	51.472	2:29.888 (3)	71.30	1.632	14:15:04.008	
6 -	1:37.876	50.380	2:28.256 (1)	72.09		14:17:32.264	
7 -	1:37.480	50.866	2:28.346 (2)	72.04	0.090	14:20:00.610	

P22 9 C		Luke DIXON		Bmw -			
IDEAL LAP TIME : 2:26.394		BEST LAP TIME : 2:26.394		DIFFERENCE : 0.000			
LAP	SECTOR 1	SECTOR 2	LAP TIME	MPH	DIFF	TIME OF DAY	
1 -		55.458	2:54.647	61.19	28.253	14:04:57.729	
2 -	1:46.751	54.638	2:41.389	66.22	14.995	14:07:39.118	
3 -	1:40.348	51.741	2:32.089	70.27	5.695	14:10:11.207	
4 -	1:41.444	51.232	2:32.676	70.00	6.282	14:12:43.883	
5 -	1:40.246	50.902	2:31.148 (3)	70.71	4.754	14:15:15.031	
6 -	1:40.091	50.149	2:30.240 (2)	71.14	3.846	14:17:45.271	
7 -	1:36.640	49.754	2:26.394 (1)	73.00		14:20:11.665	

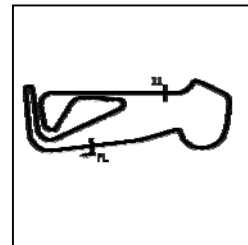
Weather / Track : Showers / Wet

Snetterton 300
Circuit Length = 2.9689 miles
Start: 14:02 Flag 14:26 End: 14:29

BMCRC - MRO Championships 2019 - Rnd 5 @ Snetterton

Reactive Parts MRO Powerbikes inc Racebuykz.com MRO Clubman 1000

RACE 6 - SECTOR ANALYSIS



SECTOR 1 = FL to I1, SECTOR 2 = I1 to FL, DIFF = Difference To Personal Best Lap, P = Crossed Finish Line in Pit Lane, D = Time Disallowed

P23 272 C Daniel JOHNSON		BMW -				
IDEAL LAP TIME : 2:25.553		BEST LAP TIME : 2:25.553		DIFFERENCE : 0.000		
LAP	SECTOR 1	SECTOR 2	LAP TIME	MPH	DIFF	TIME OF DAY
1 -		52.427	2:41.071	66.35	15.518	14:04:44.153
2 -	1:42.612	51.275	2:33.887	69.45	8.334	14:07:18.040
3 -	1:39.039	50.025	2:29.064	71.70	3.511	14:09:47.104
4 -	1:38.021	50.698	2:28.719 (3)	71.86	3.166	14:12:15.823
5 -	1:36.621	49.833	2:26.454 (2)	72.97	0.901	14:14:42.277
6 -	1:36.545	49.008	2:25.553 (1)	73.43		14:17:07.830

P24 333 C Andrew HOUGHTON		Yamaha - Yamaha UK				
IDEAL LAP TIME : 2:37.980		BEST LAP TIME : 2:37.980		DIFFERENCE : 0.000		
LAP	SECTOR 1	SECTOR 2	LAP TIME	MPH	DIFF	TIME OF DAY
1 -		55.142	2:55.860	60.77	17.880	14:04:58.942
2 -	1:46.541	54.255	2:40.796 (3)	66.46	2.816	14:07:39.738
3 -	1:46.333	53.482	2:39.815 (2)	66.87	1.835	14:10:19.553
4 -	1:44.877	53.103	2:37.980 (1)	67.65		14:12:57.533

P25 277 C Adrian AVERRE		Yamaha - Ryders Alley Racing				
IDEAL LAP TIME : 2:34.786		BEST LAP TIME : 2:36.005		DIFFERENCE : 1.219		
LAP	SECTOR 1	SECTOR 2	LAP TIME	MPH	DIFF	TIME OF DAY
1 -		54.678	2:54.327	61.31	18.322	14:04:57.409
2 -	1:45.675	51.251	2:36.926 (2)	68.10	0.921	14:07:34.335
3 -	1:43.535	52.470	2:36.005 (1)	68.51		14:10:10.340

P26 143 Steve PALMER		Yamaha - 4C8/Mk1 Transit racing				
IDEAL LAP TIME : 2:29.920		BEST LAP TIME : 2:33.659		DIFFERENCE : 3.739		
LAP	SECTOR 1	SECTOR 2	LAP TIME	MPH	DIFF	TIME OF DAY
1 -		54.478	2:54.085	61.39	20.426	14:04:57.167
2 -	1:42.175	51.484	2:33.659 (1)	69.55		14:07:30.826

Weather / Track : Showers / Wet

Results can be found at www.tsl-timing.com

Page 6 of 6

Snetterton 300
 Circuit Length = 2.9689 miles
 Start: 14:02 Flag 14:26 End: 14:29

Printed - 14:41 Saturday, 08 June 2019

BMCRC - MRO Championships 2019 - Rnd 5 @ Snetterton

Reactive Parts MRO Powerbikes inc Racebuykz.com MRO Clubman 1000

RACE 6 - BEST SECTORS

SECTOR 1			SECTOR 2			IDEAL / BEST COMPARISON						
POS	NO	NAME	TIME	NO	NAME	TIME	POS	NO	NAME	IDEAL	BEST	DIFF
									PERFECT LAP	2:19.820		
1	98	DICKINSON	1:32.305	40	PATMORE	47.515	1	98	DICKINSON	2:20.119	2:20.119	0.000
2	16	WALSH	1:33.595	17	BAKER	47.574	2	16	WALSH	2:21.383	2:22.439	1.056
3	17	BAKER	1:33.978	16	WALSH	47.788	3	17	BAKER	2:21.552	2:21.990	0.438
4	72	O'BRIEN	1:34.097	35	CRESSWELL	47.791	4	35	CRESSWELL	2:22.505	2:22.505	0.000
5	6	SHAILER	1:34.545	98	DICKINSON	47.814	5	40	PATMORE	2:22.570	2:22.666	0.096
6	35	CRESSWELL	1:34.714	6	SHAILER	48.291	6	72	O'BRIEN	2:22.652	2:22.652	0.000
7	40	PATMORE	1:35.055	60	BAKER	48.365	7	6	SHAILER	2:22.836	2:22.933	0.097
8	60	BAKER	1:35.811	29	BRIDGER	48.370	8	60	BAKER	2:24.176	2:24.176	0.000
9	29	BRIDGER	1:36.355	72	O'BRIEN	48.555	9	29	BRIDGER	2:24.725	2:24.725	0.000
10	272	JOHNSON	1:36.545	24	SMITH	48.759	10	272	JOHNSON	2:25.553	2:25.553	0.000
11	9	DIXON	1:36.640	272	JOHNSON	49.008	11	9	DIXON	2:26.394	2:26.394	0.000
12	175	KENDLE	1:37.473	9	DIXON	49.754	12	24	SMITH	2:27.302	2:27.302	0.000
13	50	WELFORD	1:37.480	646	RAI	49.782	13	50	WELFORD	2:27.860	2:28.256	0.396
14	8	COUGHLAN	1:38.247	8	COUGHLAN	50.158	14	175	KENDLE	2:28.283	2:29.194	0.911
15	143	PALMER	1:38.436	15	SIEMIENIUK-JUZWIUK	50.223	15	8	COUGHLAN	2:28.405	2:28.405	0.000
16	24	SMITH	1:38.543	39	MORGAN	50.374	16	646	RAI	2:28.556	2:28.556	0.000
17	646	RAI	1:38.774	50	WELFORD	50.380	17	39	MORGAN	2:29.527	2:29.527	0.000
18	1	CHAMBERLAIN	1:39.123	175	KENDLE	50.810	18	143	PALMER	2:29.920	2:33.659	3.739
19	39	MORGAN	1:39.153	277	AVERRE	51.251	19	1	CHAMBERLAIN	2:30.693	2:30.882	0.189
20	15	SIEMIENIUK-JUZWIUK	1:40.620	83	SIGGS	51.408	20	15	SIEMIENIUK-JUZWIU	2:30.843	2:30.843	0.000
21	83	SIGGS	1:42.779	143	PALMER	51.484	21	83	SIGGS	2:34.187	2:34.187	0.000
22	277	AVERRE	1:43.535	1	CHAMBERLAIN	51.570	22	277	AVERRE	2:34.786	2:36.005	1.219
23	212	SAVAGE	1:44.489	333	HOUGHTON	53.103	23	333	HOUGHTON	2:37.980	2:37.980	0.000
24	333	HOUGHTON	1:44.877	96	TOUCEDA	53.462	24	212	SAVAGE	2:38.467	2:38.474	0.007
25	96	TOUCEDA	1:45.050	212	SAVAGE	53.978	25	96	TOUCEDA	2:38.512	2:38.767	0.255
26	90	NESTER	1:48.119	90	NESTER	54.813	26	90	NESTER	2:42.932	2:43.942	1.010

Weather / Track : Showers / Wet

Results can be found at www.tsl-timing.com

Snetterton 300

Circuit Length = 2.9689 miles

Start: 14:02 Flag 14:26 End: 14:29

Printed - 14:30 Saturday, 08 June 2019

BMCRC - MRO Championships 2019 - Rnd 5 @ Snetterton

Reactive Parts MRO Powerbikes inc Racebuykz.com MRO Clubman 1000

RACE 6 - GRID (7 Laps)



ROW 12	36	2:37.980	333	Andrew HOUGHTON	35	76	Jason BYARD	34	74	Andrew BURKE	
ROW 11			33	71	Tom NORTON	32	99	Anthony JOHNSON	31	12	David COMBRINCK
ROW 10	30		258	Ande FRIEND	29	41	Dave ABRAHAM	28	116	Matthew WREN	
ROW 9			27	128	Kevin CLARKE	26	45	Michael HADDOCH	25	90	Dave NESTER
ROW 8	24	2:38.767	96	Jose TOUCEDA	23	212	Olly SAVAGE	22	277	Adrian AVERRE	
ROW 7			21	83	Jason SIGGS	20	143	Steve PALMER	19	1	Barry CHAMBERLAIN
ROW 6	18	2:30.843	15	Mariusz SIEMIENIUK-JUZWIUK	17	39	Max MORGAN	16	175	Mark KENDLE	
ROW 5			15	646	Suki RAI	14	8	John COUGHLAN	13	50	Dan WELFORD
ROW 4	12	2:27.302	24	Alan SMITH	11	9	Luke DIXON	10	272	Daniel JOHNSON	
ROW 3			9	29	Mark BRIDGER	8	60	Peter BAKER	7	6	Dan SHAILER
ROW 2	6	2:22.666	40	Aiden PATMORE	5	72	Michael O'BRIEN	4	35	Robert CRESSWELL	
ROW 1			3	16	Glenn WALSH	2	17	Philip BAKER	1	98	Rick DICKINSON
										Pole	

Snetterton 300
Circuit Length = 2.9689 miles

These results are provisional until the conclusion of any judicial and technical matters.

Clerk Of Course :	Timekeeper :
-------------------	--------------

Results can be found at www.tsl-timing.com

Printed - 14:32 Saturday, 08 June 2019



BMCRC - MRO Championships 2019 - Rnd 5 @ Snetterton

Reactive Parts MRO Powerbikes inc Racebuykz.com MRO Clubman 1000



RACE 6 - CLASSIFICATION

POS	NO	CL	PIC NAME	ENTRY	LAPS	TIME	GAP	DIFF	MPH	BEST	ON
1	72		1 Michael O'BRIEN	Yamaha -	7	13:40.676			91.16	1:55.327	3
2	60		2 Peter BAKER	Kawasaki - Dodfrey Engineering	7	13:48.228	7.552	7.552	90.33	1:56.924	3
3	40		3 Aiden PATMORE	Kawasaki - TBR Performance/NW Roofing	7	13:57.809	17.133	9.581	89.30	1:57.620	7
4	98		4 Rick DICKINSON	BMW - MotorcycleRaceParts.co.uk	7	13:59.081	18.405	1.272	89.16	1:57.995	7
5	29	C	1 Mark BRIDGER	Yamaha - Moremoto	7	13:59.920	19.244	0.839	89.07	1:58.092	6
6	17		5 Philip BAKER	BMW - Ashford accident repair center Godfrey plas	7	14:01.509	20.833	1.589	88.90	1:58.285	5
7	16	C	2 Glenn WALSH	BMW - Walters Medical	7	14:02.361	21.685	0.852	88.81	1:58.224	2
8	99		6 Anthony JOHNSON	BMW - Bexhill gearboxes	7	14:03.795	23.119	1.434	88.66	1:57.130	4
9	6		7 Dan SHAILER	Yamaha - McShailer Racing	7	14:12.876	32.200	9.081	87.72	1:59.560	7
10	212		8 Olly SAVAGE	Yamaha - Oakmill Construction	7	14:13.238	32.562	0.362	87.68	1:59.292	4
11	24		9 Alan SMITH	Kawasaki - Orwells Mcs	7	14:14.622	33.946	1.384	87.54	2:00.131	6
12	39	C	3 Max MORGAN	Kawasaki - MSS PERFORMANCE	7	14:15.608	34.932	0.986	87.44	2:00.230	6
13	175	C	4 Mark KENDLE	Kawasaki - KINGSWOOD WINDOWS	7	14:17.009	36.333	1.401	87.29	1:59.417	7
14	8		10 John COUGHLAN	Aprilia - BIKERSWORLD	7	14:17.673	36.997	0.664	87.23	1:59.283	7
15	143		11 Steve PALMER	Yamaha - 4C8/Mk1 Transit racing	7	14:20.225	39.549	2.552	86.97	2:00.141	4
16	45	C	5 Michael HADDOCH	Kawasaki - Victoria's Bakery Suffolk LTD	7	14:22.086	41.410	1.861	86.78	1:59.927	6
17	9	C	6 Luke DIXON	Bmw -	7	14:22.248	41.572	0.162	86.76	2:00.835	6
18	12		12 David COMBRINCK	Kawasaki -	7	14:28.191	47.515	5.943	86.17	2:01.635	6
19	35	C	7 Robert CRESSWELL	Kawasaki - ODDJOBROB Racing	7	14:33.584	52.908	5.393	85.64	2:03.124	3
20	277	C	8 Adrian AVERRE	Yamaha - Ryders Alley Racing	7	14:42.724	1:02.048	9.140	84.75	2:03.591	6
21	41		13 Dave ABRAHAM	Kawasaki - Cambridge M/C's	7	14:43.446	1:02.770	0.722	84.68	2:04.000	2
22	83	C	9 Jason SIGGS	Yamaha - J Siggs Construction	7	14:44.839	1:04.163	1.393	84.55	2:02.115	7
23	333	C	10 Andrew HOUGHTON	Yamaha - Yamaha UK	7	14:50.290	1:09.614	5.451	84.03	2:05.014	3
24	128	C	11 Kevin CLARKE	Suzuki -	7	15:12.991	1:32.315	22.701	81.94	2:07.318	7
25	646	C	12 Suki RAI	Yamaha - Asian Sensations	7	15:13.354	1:32.678	0.363	81.91	2:07.447	6
26	258		14 Ande FRIEND	Kawasaki - Flying colours Motorcycle Training	7	15:17.247	1:36.571	3.893	81.56	2:07.887	7
27	50	C	13 Dan WELFORD	Suzuki - SEG Sussex Electric Gates/ Vistec system:	7	15:30.197	1:49.521	12.950	80.43	2:09.725	5
28	90	C	14 Dave NESTER	BMW -	7	15:36.999	1:56.323	6.802	79.84	2:11.591	4
29	96		15 Jose TOUCEDA	Kawasaki - Cell2	7	15:46.295	2:05.619	9.296	79.06	2:13.426	6

NOT CLASSIFIED

DNF	15 *		Mariusz SIEMIENIUK-JUZWIUK	BMW - BELMONT AUTO SERVICE	4	8:30.533	3 Laps	3 Laps	83.74	2:01.663	3
DNF	116		Matthew WREN	Suzuki - TBR performance	3	6:40.341	4 Laps	1 Lap	80.09	2:07.007	2

FASTEST LAP

72			Michael O'BRIEN	Yamaha -	3	1:55.327			92.67 mph	149.14 kph
29	C		Mark BRIDGER	Yamaha - Moremoto	6	1:58.092			90.50 mph	145.65 kph

No. 15 - 10 Second Penalty, Jump Start
 Class - 92.5% of Race Speed = 84.32 mph
 Class C - 92.5% of Race Speed = 82.38 mph

Snetterton 300
 Circuit Length = 2.9689 miles
 Start: 11:50 Flag 12:04 End: 12:06

Weather / Track : Bright / Dry

These results are provisional until the conclusion of any judicial and technical matters.

Clerk Of Course :	Timekeeper :
-------------------	--------------

Results can be found at www.tsl-timing.com

Printed - 12:07 Sunday, 09 June 2019



BMCRC - MRO Championships 2019 - Rnd 5 @ Snetterton

Reactive Parts MRO Powerbikes inc Racebuykz.com MRO Clubman 1000

RACE 6 - LAP CHART

LAP 1 @ 11:52:46.784		
NO	BEHIND	LAP TIME

50	37.472	2:16.775
90	38.874	2:12.487
96	40.159	2:15.130

128	1:00.684	2:08.781
646	1:01.432	2:10.141
258	1:02.477	2:10.005
50	1:08.568	2:10.441
90	1:11.017	2:11.591
96	1:16.277	2:13.684

646	1:23.335	2:07.447
128	1:23.614	2:08.420
258	1:27.301	2:09.368
50	1:37.213	2:12.076
90	1:43.199	2:12.793
96	1:50.756	2:13.426

72		2:02.191
60	3.028	2:05.219
98	4.070	2:06.261
40	4.227	2:06.418
17	4.572	2:06.763
29	5.068	2:07.259
16	5.243	2:07.434
35	6.967	2:09.158
6	7.097	2:09.288
39	7.250	2:09.441
24	8.026	2:10.217
8	8.127	2:10.318
143	8.429	2:10.620
99	9.383	2:11.574
9	9.527	2:11.718
212	9.942	2:12.133
175	10.351	2:12.542
15	10.593	2:12.784
45	11.496	2:13.687
12	11.899	2:14.090
83	13.554	2:15.745
41	14.172	2:16.363
277	14.513	2:16.704
333	15.832	2:18.023
50	16.360	2:18.551
646	17.086	2:19.277
128	17.776	2:19.967
116	20.666	2:22.857
96	20.692	2:22.883
258	20.719	2:22.910
90	22.050	2:24.241

LAP 3 @ 11:56:37.774		
NO	BEHIND	LAP TIME

72		1:55.327
60	5.940	1:56.924
98	10.404	1:58.326
16	10.799	1:58.322
40	11.608	1:58.638
17	12.343	1:59.118
29	12.834	1:58.819
99	15.673	1:57.853
6	19.113	2:01.493
143	19.555	2:01.395
39	19.630	2:01.866
24	20.025	2:00.421
212	21.928	2:01.665
35	22.790	2:03.124
8	23.011	2:03.186
9	23.183	2:01.883
175	23.426	2:01.354
15	23.744	2:01.663
45	24.470	2:02.294
12	25.544	2:02.524
41	32.012	2:04.830
277	33.565	2:04.705
333	35.151	2:05.014
83	36.998	2:07.104
646	47.013	2:10.785
116	47.160	2:10.477
128	47.625	2:10.827
258	48.194	2:09.456
50	53.849	2:11.704
90	55.148	2:11.601
96	58.315	2:13.483

LAP 5 @ 12:00:29.665		
NO	BEHIND	LAP TIME

72		1:56.169
60	8.558	1:57.513
40	17.160	1:58.463
98	17.953	1:59.449
29	18.244	1:59.043
16	18.938	1:59.807
17	19.253	1:58.285
99	23.230	2:02.318
6	28.086	1:59.751
143	28.913	2:01.108
24	28.998	2:00.479
212	29.171	1:59.842
39	29.400	2:00.377
175	32.972	2:00.608
8	33.884	2:00.164
9	35.094	2:01.833
45	36.570	2:01.048
12	38.685	2:02.823
35	38.706	2:03.571
41	49.555	2:04.588
277	49.961	2:04.187
333	54.033	2:05.570
83	54.763	2:03.684
128	1:12.181	2:07.666
646	1:12.875	2:07.612
258	1:14.920	2:08.612
50	1:22.124	2:09.725
90	1:27.393	2:12.545
96	1:34.317	2:14.209

LAP 7 @ 12:04:25.269		
NO	BEHIND	LAP TIME

72		1:58.617
60	7.552	1:57.294
40	17.133	1:57.620
98	18.405	1:57.995
29	19.244	1:58.512
17	20.833	1:58.647
16	21.685	1:59.435
99	23.119	1:57.576
6	32.200	1:59.560
212	32.562	1:59.523
24	33.946	2:00.421
39	34.932	2:00.906
175	36.333	1:59.417
8	36.997	1:59.283
143	39.549	2:02.536
45	41.410	2:00.517
9	41.572	2:01.247
12	47.515	2:02.799
35	52.908	2:05.621
277	1:02.048	2:04.100
41	1:02.770	2:04.127
83	1:04.163	2:02.115
333	1:09.614	2:06.027
128	1:32.315	2:07.318
646	1:32.678	2:07.960
258	1:36.571	2:07.887
50	1:49.521	2:10.925
90	1:56.323	2:11.741
96	2:05.619	2:13.480

LAP 2 @ 11:54:42.447		
NO	BEHIND	LAP TIME

LAP 4 @ 11:58:33.496		
NO	BEHIND	LAP TIME

72		1:55.722
60	7.214	1:56.996
98	14.673	1:59.991
40	14.866	1:58.980
16	15.300	2:00.223
29	15.370	1:58.258
99	17.081	1:57.130
17	17.137	2:00.516
143	23.974	2:00.141
6	24.504	2:01.113
24	24.688	2:00.385
39	25.192	2:01.284
212	25.498	1:59.292
175	28.533	2:00.829
9	29.430	2:01.969
8	29.889	2:02.600
35	31.304	2:04.236
15	31.630	2:03.608
45	31.691	2:02.943
12	32.031	2:02.209
41	41.136	2:04.846
277	41.943	2:04.100
333	44.632	2:05.203
83	47.248	2:05.972

LAP 6 @ 12:02:26.652		
NO	BEHIND	LAP TIME

72		1:56.987
60	8.875	1:57.304
40	18.130	1:57.957
98	19.027	1:58.061
29	19.349	1:58.092
17	20.803	1:58.537
16	20.867	1:58.916
99	24.160	1:57.917
6	31.257	2:00.158
212	31.656	1:59.472
24	32.142	2:00.131
39	32.643	2:00.230
175	35.533	1:59.548
143	35.630	2:03.704
8	36.331	1:59.434
9	38.942	2:00.835
45	39.510	1:59.927
12	43.333	2:01.635
35	45.904	2:04.185
277	56.565	2:03.591
41	57.260	2:04.692
83	1:00.665	2:02.889
333	1:02.204	2:05.158

72		1:55.663
60	4.343	1:56.978
98	7.405	1:58.998
16	7.804	1:58.224
40	8.297	1:59.733
17	8.552	1:59.643
29	9.342	1:59.937
6	12.947	2:01.513
39	13.091	2:01.504
99	13.147	1:59.427
143	13.487	2:00.721
24	14.931	2:02.568
35	14.993	2:03.689
8	15.152	2:02.688
212	15.590	2:01.311
9	16.627	2:02.763
175	17.399	2:02.711
15	17.408	2:02.478
45	17.503	2:01.670
12	18.347	2:02.111
41	22.509	2:04.000
277	24.187	2:05.337
83	25.221	2:07.330
333	25.464	2:05.295
646	31.555	2:10.132
116	32.010	2:07.007
128	32.125	2:10.012
258	34.065	2:09.009

Weather / Track : Bright / Dry

Results can be found at www.tsl-timing.com

Snetterton 300

Circuit Length = 2.9689 miles

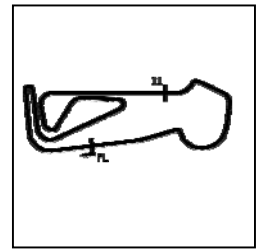
Start: 11:50 Flag 12:04 End: 12:06

Printed - 12:08 Sunday, 09 June 2019

BMCRC - MRO Championships 2019 - Rnd 5 @ Snetterton

Reactive Parts MRO Powerbikes inc Racebuykz.com MRO Clubman 1000

RACE 6 - SECTOR ANALYSIS



SECTOR 1 = FL to I1, SECTOR 2 = I1 to FL, DIFF = Difference To Personal Best Lap, P = Crossed Finish Line in Pit Lane, D = Time Disallowed

P1 72		Michael O'BRIEN		Yamaha -		
IDEAL LAP TIME : 1:55.292		BEST LAP TIME : 1:55.327		DIFFERENCE : 0.035		
LAP	SECTOR 1	SECTOR 2	LAP TIME	MPH	DIFF	TIME OF DAY
1 -		38.977	2:02.191	87.47	6.864	11:52:46.784
2 -	1:17.040	38.623	1:55.663 (2)	92.40	0.336	11:54:42.447
3 -	1:16.669	38.658	1:55.327 (1)	92.67		11:56:37.774
4 -	1:16.759	38.963	1:55.722 (3)	92.35	0.395	11:58:33.496
5 -	1:17.184	38.985	1:56.169	92.00	0.842	12:00:29.665
6 -	1:17.805	39.182	1:56.987	91.36	1.660	12:02:26.652
7 -	1:19.109	39.508	1:58.617	90.10	3.290	12:04:25.269

P2 60		Peter BAKER		Kawasaki - Dodfrey Engineering		
IDEAL LAP TIME : 1:56.826		BEST LAP TIME : 1:56.924		DIFFERENCE : 0.098		
LAP	SECTOR 1	SECTOR 2	LAP TIME	MPH	DIFF	TIME OF DAY
1 -		39.417	2:05.219	85.35	8.295	11:52:49.812
2 -	1:17.759	39.219	1:56.978 (2)	91.36	0.054	11:54:46.790
3 -	1:17.857	39.067	1:56.924 (1)	91.41		11:56:43.714
4 -	1:17.912	39.084	1:56.996 (3)	91.35	0.072	11:58:40.710
5 -	1:18.174	39.339	1:57.513	90.95	0.589	12:00:38.223
6 -	1:17.932	39.372	1:57.304	91.11	0.380	12:02:35.527
7 -	1:17.966	39.328	1:57.294	91.12	0.370	12:04:32.821

P3 40		Aiden PATMORE		Kawasaki - TBR Performance/NW Roofing		
IDEAL LAP TIME : 1:57.620		BEST LAP TIME : 1:57.620		DIFFERENCE : 0.000		
LAP	SECTOR 1	SECTOR 2	LAP TIME	MPH	DIFF	TIME OF DAY
1 -		39.830	2:06.418	84.54	8.798	11:52:51.011
2 -	1:19.551	40.182	1:59.733	89.26	2.113	11:54:50.744
3 -	1:19.185	39.453	1:58.638	90.08	1.018	11:56:49.382
4 -	1:19.111	39.869	1:58.980	89.83	1.360	11:58:48.362
5 -	1:18.606	39.857	1:58.463 (3)	90.22	0.843	12:00:46.825
6 -	1:18.462	39.495	1:57.957 (2)	90.60	0.337	12:02:44.782
7 -	1:18.443	39.177	1:57.620 (1)	90.86		12:04:42.402

P4 98		Rick DICKINSON		BMW - MotorcycleRaceParts.co.uk		
IDEAL LAP TIME : 1:57.899		BEST LAP TIME : 1:57.995		DIFFERENCE : 0.096		
LAP	SECTOR 1	SECTOR 2	LAP TIME	MPH	DIFF	TIME OF DAY
1 -		40.497	2:06.261	84.65	8.266	11:52:50.854
2 -	1:19.195	39.803	1:58.998	89.81	1.003	11:54:49.852
3 -	1:18.623	39.703	1:58.326 (3)	90.32	0.331	11:56:48.178
4 -	1:19.973	40.018	1:59.991	89.07	1.996	11:58:48.169
5 -	1:19.738	39.711	1:59.449	89.47	1.454	12:00:47.618
6 -	1:18.586	39.475	1:58.061 (2)	90.53	0.066	12:02:45.679
7 -	1:18.682	39.313	1:57.995 (1)	90.58		12:04:43.674

P5 29 C		Mark BRIDGER		Yamaha - Moremoto		
IDEAL LAP TIME : 1:57.938		BEST LAP TIME : 1:58.092		DIFFERENCE : 0.154		
LAP	SECTOR 1	SECTOR 2	LAP TIME	MPH	DIFF	TIME OF DAY
1 -		40.180	2:07.259	83.98	9.167	11:52:51.852
2 -	1:20.020	39.917	1:59.937	89.11	1.845	11:54:51.789
3 -	1:19.192	39.627	1:58.819	89.95	0.727	11:56:50.608
4 -	1:18.315	39.943	1:58.258 (2)	90.37	0.166	11:58:48.866
5 -	1:19.252	39.791	1:59.043	89.78	0.951	12:00:47.909
6 -	1:18.469	39.623	1:58.092 (1)	90.50		12:02:46.001
7 -	1:18.452	40.060	1:58.512 (3)	90.18	0.420	12:04:44.513

P6 17		Philip BAKER		BMW - Ashford accident repair center Godfrey plastering servic		
IDEAL LAP TIME : 1:58.134		BEST LAP TIME : 1:58.285		DIFFERENCE : 0.151		
LAP	SECTOR 1	SECTOR 2	LAP TIME	MPH	DIFF	TIME OF DAY

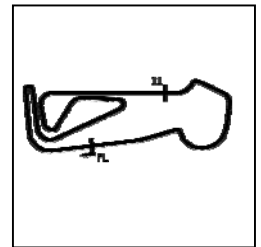
Weather / Track : Bright / Dry

Snetterton 300
Circuit Length = 2.9689 miles
Start: 11:50 Flag 12:04 End: 12:06

BMCRC - MRO Championships 2019 - Rnd 5 @ Snetterton

Reactive Parts MRO Powerbikes inc Racebuykz.com MRO Clubman 1000

RACE 6 - SECTOR ANALYSIS



SECTOR 1 = FL to I1, SECTOR 2 = I1 to FL, DIFF = Difference To Personal Best Lap, P = Crossed Finish Line in Pit Lane, D = Time Disallowed

Lap	Time	Diff	MPH	Time of Day		
1 -	40.633		2:06.763	84.31	8.478	11:52:51.356
2 -	1:19.608	40.035	1:59.643	89.33	1.358	11:54:50.999
3 -	1:19.756	39.362	1:59.118	89.72	0.833	11:56:50.117
4 -	1:19.443	41.073	2:00.516	88.68	2.231	11:58:50.633
5 -	1:18.897	39.388	1:58.285 (1)	90.35		12:00:48.918
6 -	1:18.772	39.765	1:58.537 (2)	90.16	0.252	12:02:47.455
7 -	1:18.965	39.682	1:58.647 (3)	90.08	0.362	12:04:46.102

P7	16 C	Glenn WALSH	BMW - Walters Medical		
IDEAL LAP TIME :	1:57.901	BEST LAP TIME :	1:58.224	DIFFERENCE :	0.323

LAP	SECTOR 1	SECTOR 2	LAP TIME	MPH	DIFF	TIME OF DAY
1 -		40.047	2:07.434	83.87	9.210	11:52:52.027
2 -	1:18.711	39.513	1:58.224 (1)	90.40		11:54:50.251
3 -	1:18.417	39.905	1:58.322 (2)	90.33	0.098	11:56:48.573
4 -	1:19.696	40.527	2:00.223	88.90	1.999	11:58:48.796
5 -	1:19.562	40.245	1:59.807	89.21	1.583	12:00:48.603
6 -	1:18.388	40.528	1:58.916 (3)	89.87	0.692	12:02:47.519
7 -	1:19.220	40.215	1:59.435	89.48	1.211	12:04:46.954

P8	99	Anthony JOHNSON	BMW - Bexhill gearboxes		
IDEAL LAP TIME :	1:56.905	BEST LAP TIME :	1:57.130	DIFFERENCE :	0.225

LAP	SECTOR 1	SECTOR 2	LAP TIME	MPH	DIFF	TIME OF DAY
1 -		40.092	2:11.574	81.23	14.444	11:52:56.167
2 -	1:19.500	39.927	1:59.427	89.49	2.297	11:54:55.594
3 -	1:18.668	39.185	1:57.853 (3)	90.68	0.723	11:56:53.447
4 -	1:17.923	39.207	1:57.130 (1)	91.24		11:58:50.577
5 -	1:17.748	44.570	2:02.318	87.37	5.188	12:00:52.895
6 -	1:18.547	39.370	1:57.917	90.64	0.787	12:02:50.812
7 -	1:18.419	39.157	1:57.576 (2)	90.90	0.446	12:04:48.388

P9	6	Dan SHAILER	Yamaha - McShailer Racing		
IDEAL LAP TIME :	1:59.418	BEST LAP TIME :	1:59.560	DIFFERENCE :	0.142

LAP	SECTOR 1	SECTOR 2	LAP TIME	MPH	DIFF	TIME OF DAY
1 -		41.097	2:09.288	82.66	9.728	11:52:53.881
2 -	1:20.616	40.897	2:01.513	87.95	1.953	11:54:55.394
3 -	1:20.733	40.760	2:01.493	87.97	1.933	11:56:56.887
4 -	1:20.459	40.654	2:01.113	88.24	1.553	11:58:58.000
5 -	1:19.399	40.352	1:59.751 (2)	89.25	0.191	12:00:57.751
6 -	1:19.841	40.317	2:00.158 (3)	88.95	0.598	12:02:57.909
7 -	1:19.541	40.019	1:59.560 (1)	89.39		12:04:57.469

P10	212	Oilly SAVAGE	Yamaha - Oakmill Construction		
IDEAL LAP TIME :	1:58.917	BEST LAP TIME :	1:59.292	DIFFERENCE :	0.375

LAP	SECTOR 1	SECTOR 2	LAP TIME	MPH	DIFF	TIME OF DAY
1 -		40.976	2:12.133	80.88	12.841	11:52:56.726
2 -	1:20.891	40.420	2:01.311	88.10	2.019	11:54:58.037
3 -	1:21.203	40.462	2:01.665	87.84	2.373	11:56:59.702
4 -	1:19.307	39.985	1:59.292 (1)	89.59		11:58:58.994
5 -	1:18.932	40.910	1:59.842	89.18	0.550	12:00:58.836
6 -	1:19.065	40.407	1:59.472 (2)	89.46	0.180	12:02:58.308
7 -	1:19.361	40.162	1:59.523 (3)	89.42	0.231	12:04:57.831

P11	24	Alan SMITH	Kawasaki - Orwells Mcs		
IDEAL LAP TIME :	1:59.916	BEST LAP TIME :	2:00.131	DIFFERENCE :	0.215

LAP	SECTOR 1	SECTOR 2	LAP TIME	MPH	DIFF	TIME OF DAY
1 -		40.781	2:10.217	82.07	10.086	11:52:54.810
2 -	1:21.542	41.026	2:02.568	87.20	2.437	11:54:57.378
3 -	1:20.063	40.358	2:00.421 (3)	88.75	0.290	11:56:57.799
4 -	1:19.931	40.454	2:00.385 (2)	88.78	0.254	11:58:58.184

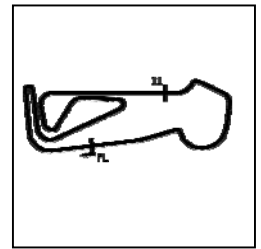
Weather / Track : Bright / Dry

Snetterton 300
Circuit Length = 2.9689 miles
Start: 11:50 Flag 12:04 End: 12:06

BMCRC - MRO Championships 2019 - Rnd 5 @ Snetterton

Reactive Parts MRO Powerbikes inc Racebuykz.com MRO Clubman 1000

RACE 6 - SECTOR ANALYSIS



SECTOR 1 = FL to I1, SECTOR 2 = I1 to FL, DIFF = Difference To Personal Best Lap, P = Crossed Finish Line in Pit Lane, D = Time Disallowed

5 -	1:19.683	40.796	2:00.479	88.71	0.348	12:00:58.663
6 -	1:19.898	40.233	2:00.131 (1)	88.97		12:02:58.794
7 -	1:19.942	40.479	2:00.421 (3)	88.75	0.290	12:04:59.215

P12	39 C	Max MORGAN	Kawasaki - MSS PERFORMANCE			
IDEAL LAP TIME : 1:59.991		BEST LAP TIME : 2:00.230	DIFFERENCE : 0.239			
LAP	SECTOR 1	SECTOR 2	LAP TIME	MPH	DIFF	TIME OF DAY
1 -		40.884	2:09.441	82.57	9.211	11:52:54.034
2 -	1:20.685	40.819	2:01.504	87.96	1.274	11:54:55.538
3 -	1:19.704	42.162	2:01.866	87.70	1.636	11:56:57.404
4 -	1:20.068	41.216	2:01.284	88.12	1.054	11:58:58.688
5 -	1:19.731	40.646	2:00.377 (2)	88.78	0.147	12:00:59.065
6 -	1:19.943	40.287	2:00.230 (1)	88.89		12:02:59.295
7 -	1:20.055	40.851	2:00.906 (3)	88.39	0.676	12:05:00.201

P13	175 C	Mark KENDLE	Kawasaki - KINGSWOOD WINDOWS			
IDEAL LAP TIME : 1:58.833		BEST LAP TIME : 1:59.417	DIFFERENCE : 0.584			
LAP	SECTOR 1	SECTOR 2	LAP TIME	MPH	DIFF	TIME OF DAY
1 -		41.446	2:12.542	80.63	13.125	11:52:57.135
2 -	1:21.053	41.658	2:02.711	87.09	3.294	11:54:59.846
3 -	1:20.634	40.720	2:01.354	88.07	1.937	11:57:01.200
4 -	1:20.263	40.566	2:00.829	88.45	1.412	11:59:02.029
5 -	1:20.188	40.420	2:00.608 (3)	88.61	1.191	12:01:02.637
6 -	1:18.810	40.738	1:59.548 (2)	89.40	0.131	12:03:02.185
7 -	1:19.394	40.023	1:59.417 (1)	89.50		12:05:01.602

P14	8	John COUGHLAN	Aprilia - BIKERSWORLD			
IDEAL LAP TIME : 1:59.141		BEST LAP TIME : 1:59.283	DIFFERENCE : 0.142			
LAP	SECTOR 1	SECTOR 2	LAP TIME	MPH	DIFF	TIME OF DAY
1 -		40.742	2:10.318	82.01	11.035	11:52:54.911
2 -	1:22.261	40.427	2:02.688	87.11	3.405	11:54:57.599
3 -	1:21.825	41.361	2:03.186	86.76	3.903	11:57:00.785
4 -	1:22.228	40.372	2:02.600	87.17	3.317	11:59:03.385
5 -	1:20.143	40.021	2:00.164 (3)	88.94	0.881	12:01:03.549
6 -	1:19.510	39.924	1:59.434 (2)	89.48	0.151	12:03:02.983
7 -	1:19.217	40.066	1:59.283 (1)	89.60		12:05:02.266

P15	143	Steve PALMER	Yamaha - 4C8/Mk1 Transit racing			
IDEAL LAP TIME : 1:59.809		BEST LAP TIME : 2:00.141	DIFFERENCE : 0.332			
LAP	SECTOR 1	SECTOR 2	LAP TIME	MPH	DIFF	TIME OF DAY
1 -		40.268	2:10.620	81.82	10.479	11:52:55.213
2 -	1:20.700	40.021	2:00.721 (2)	88.53	0.580	11:54:55.934
3 -	1:21.295	40.100	2:01.395	88.04	1.254	11:56:57.329
4 -	1:19.788	40.353	2:00.141 (1)	88.96		11:58:57.470
5 -	1:20.045	41.063	2:01.108 (3)	88.25	0.967	12:00:58.578
6 -	1:22.758	40.946	2:03.704	86.40	3.563	12:03:02.282
7 -	1:21.516	41.020	2:02.536	87.22	2.395	12:05:04.818

P16	45 C	Michael HADDOCH	Kawasaki - Victoria's Bakery Suffolk LTD			
IDEAL LAP TIME : 1:59.927		BEST LAP TIME : 1:59.927	DIFFERENCE : 0.000			
LAP	SECTOR 1	SECTOR 2	LAP TIME	MPH	DIFF	TIME OF DAY
1 -		41.101	2:13.687	79.94	13.760	11:52:58.280
2 -	1:21.035	40.635	2:01.670	87.84	1.743	11:54:59.950
3 -	1:21.864	40.430	2:02.294	87.39	2.367	11:57:02.244
4 -	1:21.181	41.762	2:02.943	86.93	3.016	11:59:05.187
5 -	1:20.661	40.387	2:01.048 (3)	88.29	1.121	12:01:06.235
6 -	1:19.813	40.114	1:59.927 (1)	89.12		12:03:06.162
7 -	1:19.960	40.557	2:00.517 (2)	88.68	0.590	12:05:06.679

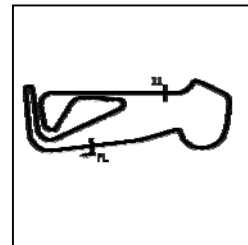
Weather / Track : Bright / Dry

Snetterton 300
Circuit Length = 2.9689 miles
Start: 11:50 Flag 12:04 End: 12:06

BMCRC - MRO Championships 2019 - Rnd 5 @ Snetterton

Reactive Parts MRO Powerbikes inc Racebuykz.com MRO Clubman 1000

RACE 6 - SECTOR ANALYSIS



SECTOR 1 = FL to I1, SECTOR 2 = I1 to FL, DIFF = Difference To Personal Best Lap, P = Crossed Finish Line in Pit Lane, D = Time Disallowed

P17 9 C		Luke DIXON		Bmw -		
IDEAL LAP TIME : 2:00.367		BEST LAP TIME : 2:00.835		DIFFERENCE : 0.468		
LAP	SECTOR 1	SECTOR 2	LAP TIME	MPH	DIFF	TIME OF DAY
1 -		41.387	2:11.718	81.14	10.883	11:52:56.311
2 -	1:21.392	41.371	2:02.763	87.06	1.928	11:54:59.074
3 -	1:21.007	40.876	2:01.883	87.69	1.048	11:57:00.957
4 -	1:21.540	40.429	2:01.969	87.62	1.134	11:59:02.926
5 -	1:20.962	40.871	2:01.833 (3)	87.72	0.998	12:01:04.759
6 -	1:19.938	40.897	2:00.835 (1)	88.45		12:03:05.594
7 -	1:19.982	41.265	2:01.247 (2)	88.15	0.412	12:05:06.841

P18 12		David COMBRINCK		Kawasaki -		
IDEAL LAP TIME : 2:01.315		BEST LAP TIME : 2:01.635		DIFFERENCE : 0.320		
LAP	SECTOR 1	SECTOR 2	LAP TIME	MPH	DIFF	TIME OF DAY
1 -		41.161	2:14.090	79.70	12.455	11:52:58.683
2 -	1:21.238	40.873	2:02.111 (2)	87.52	0.476	11:55:00.794
3 -	1:21.243	41.281	2:02.524	87.23	0.889	11:57:03.318
4 -	1:21.518	40.691	2:02.209 (3)	87.45	0.574	11:59:05.527
5 -	1:21.476	41.347	2:02.823	87.02	1.188	12:01:08.350
6 -	1:20.624	41.011	2:01.635 (1)	87.87		12:03:09.985
7 -	1:21.752	41.047	2:02.799	87.03	1.164	12:05:12.784

P19 35 C		Robert CRESSWELL		Kawasaki - ODDJOBROB Racing		
IDEAL LAP TIME : 2:02.907		BEST LAP TIME : 2:03.124		DIFFERENCE : 0.217		
LAP	SECTOR 1	SECTOR 2	LAP TIME	MPH	DIFF	TIME OF DAY
1 -		41.012	2:09.158	82.75	6.034	11:52:53.751
2 -	1:22.327	41.362	2:03.689 (3)	86.41	0.565	11:54:57.440
3 -	1:21.895	41.229	2:03.124 (1)	86.80		11:57:00.564
4 -	1:22.464	41.772	2:04.236	86.03	1.112	11:59:04.800
5 -	1:22.037	41.534	2:03.571 (2)	86.49	0.447	12:01:08.371
6 -	1:22.434	41.751	2:04.185	86.06	1.061	12:03:12.556
7 -	1:23.241	42.380	2:05.621	85.08	2.497	12:05:18.177

P20 277 C		Adrian AVERRE		Yamaha - Ryders Alley Racing		
IDEAL LAP TIME : 2:03.467		BEST LAP TIME : 2:03.591		DIFFERENCE : 0.124		
LAP	SECTOR 1	SECTOR 2	LAP TIME	MPH	DIFF	TIME OF DAY
1 -		41.764	2:16.704	78.18	13.113	11:53:01.297
2 -	1:23.716	41.621	2:05.337	85.27	1.746	11:55:06.634
3 -	1:23.245	41.460	2:04.705	85.70	1.114	11:57:11.339
4 -	1:22.825	41.275	2:04.100 (2)	86.12	0.509	11:59:15.439
5 -	1:22.573	41.614	2:04.187	86.06	0.596	12:01:19.626
6 -	1:22.192	41.399	2:03.591 (1)	86.47		12:03:23.217
7 -	1:22.419	41.681	2:04.100 (2)	86.12	0.509	12:05:27.317

P21 41		Dave ABRAHAM		Kawasaki - Cambridge M/C's		
IDEAL LAP TIME : 2:03.497		BEST LAP TIME : 2:04.000		DIFFERENCE : 0.503		
LAP	SECTOR 1	SECTOR 2	LAP TIME	MPH	DIFF	TIME OF DAY
1 -		41.674	2:16.363	78.37	12.363	11:53:00.956
2 -	1:22.302	41.698	2:04.000 (1)	86.19		11:55:04.956
3 -	1:23.057	41.773	2:04.830	85.62	0.830	11:57:09.786
4 -	1:23.234	41.612	2:04.846	85.61	0.846	11:59:14.632
5 -	1:22.935	41.653	2:04.588 (3)	85.78	0.588	12:01:19.220
6 -	1:23.322	41.370	2:04.692	85.71	0.692	12:03:23.912
7 -	1:22.127	42.000	2:04.127 (2)	86.10	0.127	12:05:28.039

P22 83 C		Jason SIGGS		Yamaha - J Siggs Construction		
IDEAL LAP TIME : 2:02.115		BEST LAP TIME : 2:02.115		DIFFERENCE : 0.000		
LAP	SECTOR 1	SECTOR 2	LAP TIME	MPH	DIFF	TIME OF DAY
1 -						

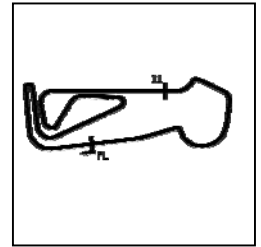
Weather / Track : Bright / Dry

Snetterton 300
Circuit Length = 2.9689 miles
Start: 11:50 Flag 12:04 End: 12:06

BMCRC - MRO Championships 2019 - Rnd 5 @ Snetterton

Reactive Parts MRO Powerbikes inc Racebuykz.com MRO Clubman 1000

RACE 6 - SECTOR ANALYSIS



SECTOR 1 = FL to I1, SECTOR 2 = I1 to FL, DIFF = Difference To Personal Best Lap, P = Crossed Finish Line in Pit Lane, D = Time Disallowed

Lap	Time	Diff	MPH	Time of Day
1 -	41.978		78.73	11:53:00.338
2 -	1:24.838	42.492	83.94	11:55:07.668
3 -	1:24.761	42.343	84.08	11:57:14.772
4 -	1:24.004	41.968	84.84	11:59:20.744
5 -	1:22.352	41.332	86.41	12:01:24.428
6 -	1:21.868	41.021	86.97	12:03:27.317
7 -	1:21.117	40.998	87.52	12:05:29.432

P23 333 C	Andrew HOUGHTON	Yamaha - Yamaha UK
IDEAL LAP TIME : 2:04.552	BEST LAP TIME : 2:05.014	DIFFERENCE : 0.462

LAP	SECTOR 1	SECTOR 2	LAP TIME	MPH	DIFF	TIME OF DAY
1 -		42.914	2:18.023	77.43	13.009	11:53:02.616
2 -	1:23.247	42.048	2:05.295	85.30	0.281	11:55:07.911
3 -	1:23.709	41.305	2:05.014 (1)	85.49		11:57:12.925
4 -	1:23.434	41.769	2:05.203 (3)	85.36	0.189	11:59:18.128
5 -	1:23.471	42.099	2:05.570	85.11	0.556	12:01:23.698
6 -	1:23.612	41.546	2:05.158 (2)	85.39	0.144	12:03:28.856
7 -	1:23.537	42.490	2:06.027	84.80	1.013	12:05:34.883

P24 128 C	Kevin CLARKE	Suzuki -
IDEAL LAP TIME : 2:07.301	BEST LAP TIME : 2:07.318	DIFFERENCE : 0.017

LAP	SECTOR 1	SECTOR 2	LAP TIME	MPH	DIFF	TIME OF DAY
1 -		42.431	2:19.967	76.36	12.649	11:53:04.560
2 -	1:25.320	44.692	2:10.012	82.20	2.694	11:55:14.572
3 -	1:26.649	44.178	2:10.827	81.69	3.509	11:57:25.399
4 -	1:25.976	42.805	2:08.781	82.99	1.463	11:59:34.180
5 -	1:24.976	42.690	2:07.666 (2)	83.71	0.348	12:01:41.846
6 -	1:25.215	43.205	2:08.420 (3)	83.22	1.102	12:03:50.266
7 -	1:24.870	42.448	2:07.318 (1)	83.94		12:05:57.584

P25 646 C	Suki RAI	Yamaha - Asian Sensations
IDEAL LAP TIME : 2:07.447	BEST LAP TIME : 2:07.447	DIFFERENCE : 0.000

LAP	SECTOR 1	SECTOR 2	LAP TIME	MPH	DIFF	TIME OF DAY
1 -		43.526	2:19.277	76.73	11.830	11:53:03.870
2 -	1:25.569	44.563	2:10.132	82.13	2.685	11:55:14.002
3 -	1:26.646	44.139	2:10.785	81.72	3.338	11:57:24.787
4 -	1:26.859	43.282	2:10.141	82.12	2.694	11:59:34.928
5 -	1:24.465	43.147	2:07.612 (2)	83.75	0.165	12:01:42.540
6 -	1:24.385	43.062	2:07.447 (1)	83.86		12:03:49.987
7 -	1:24.634	43.326	2:07.960 (3)	83.52	0.513	12:05:57.947

P26 258	Ande FRIEND	Kawasaki - Flying colours Motorcycle Training
IDEAL LAP TIME : 2:07.887	BEST LAP TIME : 2:07.887	DIFFERENCE : 0.000

LAP	SECTOR 1	SECTOR 2	LAP TIME	MPH	DIFF	TIME OF DAY
1 -		44.486	2:22.910	74.78	15.023	11:53:07.503
2 -	1:26.004	43.005	2:09.009 (3)	82.84	1.122	11:55:16.512
3 -	1:26.498	42.958	2:09.456	82.56	1.569	11:57:25.968
4 -	1:27.093	42.912	2:10.005	82.21	2.118	11:59:35.973
5 -	1:25.645	42.967	2:08.612 (2)	83.10	0.725	12:01:44.585
6 -	1:26.719	42.649	2:09.368	82.61	1.481	12:03:53.953
7 -	1:25.347	42.540	2:07.887 (1)	83.57		12:06:01.840

P27 50 C	Dan WELFORD	Suzuki - SEG Sussex Electric Gates/ Vistec systems
IDEAL LAP TIME : 2:09.264	BEST LAP TIME : 2:09.725	DIFFERENCE : 0.461

LAP	SECTOR 1	SECTOR 2	LAP TIME	MPH	DIFF	TIME OF DAY
1 -		43.934	2:18.551	77.14	8.826	11:53:03.144
2 -	1:25.330	51.445	2:16.775	78.14	7.050	11:55:19.919
3 -	1:27.530	44.174	2:11.704	81.15	1.979	11:57:31.623
4 -	1:26.505	43.936	2:10.441 (2)	81.93	0.716	11:59:42.064

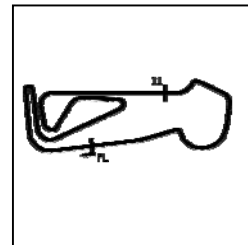
Weather / Track : Bright / Dry

Snetterton 300
Circuit Length = 2.9689 miles
Start: 11:50 Flag 12:04 End: 12:06

BMCRC - MRO Championships 2019 - Rnd 5 @ Snetterton

Reactive Parts MRO Powerbikes inc Racebuykz.com MRO Clubman 1000

RACE 6 - SECTOR ANALYSIS



SECTOR 1 = FL to I1, SECTOR 2 = I1 to FL, DIFF = Difference To Personal Best Lap, P = Crossed Finish Line in Pit Lane, D = Time Disallowed

5 -	1:25.777	43.948	2:09.725 (1)	82.39		12:01:51.789
6 -	1:27.937	44.139	2:12.076	80.92	2.351	12:04:03.865
7 -	1:26.821	44.104	2:10.925 (3)	81.63	1.200	12:06:14.790

P28	90 C	Dave NESTER	BMW -			
IDEAL LAP TIME : 2:10.959		BEST LAP TIME : 2:11.591	DIFFERENCE : 0.632			
LAP	SECTOR 1	SECTOR 2	LAP TIME	MPH	DIFF	TIME OF DAY
1 -		44.244	2:24.241	74.09	12.650	11:53:08.834
2 -	1:27.368	45.119	2:12.487	80.67	0.896	11:55:21.321
3 -	1:27.436	44.165	2:11.601 (2)	81.21	0.010	11:57:32.922
4 -	1:26.830	44.761	2:11.591 (1)	81.22		11:59:44.513
5 -	1:28.416	44.129	2:12.545	80.63	0.954	12:01:57.058
6 -	1:27.818	44.975	2:12.793	80.48	1.202	12:04:09.851
7 -	1:27.172	44.569	2:11.741 (3)	81.12	0.150	12:06:21.592

P29	96	Jose TOUCEDA	Kawasaki - Cell2			
IDEAL LAP TIME : 2:13.121		BEST LAP TIME : 2:13.426	DIFFERENCE : 0.305			
LAP	SECTOR 1	SECTOR 2	LAP TIME	MPH	DIFF	TIME OF DAY
1 -		45.092	2:22.883	74.80	9.457	11:53:07.476
2 -	1:28.777	46.353	2:15.130	79.09	1.704	11:55:22.606
3 -	1:28.798	44.685	2:13.483 (3)	80.07	0.057	11:57:36.089
4 -	1:28.436	45.248	2:13.684	79.95	0.258	11:59:49.773
5 -	1:28.746	45.463	2:14.209	79.63	0.783	12:02:03.982
6 -	1:28.574	44.852	2:13.426 (1)	80.10		12:04:17.408
7 -	1:28.500	44.980	2:13.480 (2)	80.07	0.054	12:06:30.888

P30	15	Mariusz SIEMIENIUK-JUZWIUK	BMW - BELMONT AUTO SERVICE			
IDEAL LAP TIME : 2:01.395		BEST LAP TIME : 2:01.663	DIFFERENCE : 0.268			
LAP	SECTOR 1	SECTOR 2	LAP TIME	MPH	DIFF	TIME OF DAY
1 -		40.288	2:12.784	80.49	11.121	11:52:57.377
2 -	1:21.107	41.371	2:02.478 (2)	87.26	0.815	11:54:59.855
3 -	1:21.373	40.290	2:01.663 (1)	87.84		11:57:01.518
4 -	1:21.531	42.077	2:03.608 (3)	86.46	1.945	11:59:05.126

P31	116	Matthew WREN	Suzuki - TBR performance			
IDEAL LAP TIME : 2:07.007		BEST LAP TIME : 2:07.007	DIFFERENCE : 0.000			
LAP	SECTOR 1	SECTOR 2	LAP TIME	MPH	DIFF	TIME OF DAY
1 -		44.655	2:22.857	74.81	15.850	11:53:07.450
2 -	1:24.434	42.573	2:07.007 (1)	84.15		11:55:14.457
3 -	1:26.487	43.990	2:10.477 (2)	81.91	3.470	11:57:24.934

Weather / Track : Bright / Dry

Snetterton 300
Circuit Length = 2.9689 miles
Start: 11:50 Flag 12:04 End: 12:06

BMCRC - MRO Championships 2019 - Rnd 5 @ Snetterton

Reactive Parts MRO Powerbikes inc Racebuykz.com MRO Clubman 1000

RACE 6 - BEST SECTORS

SECTOR 1			SECTOR 2			IDEAL / BEST COMPARISON						
POS	NO	NAME	TIME	NO	NAME	TIME	POS	NO	NAME	IDEAL	BEST	DIFF
									PERFECT LAP	1:55.292		
1	72	O'BRIEN	1:16.669	72	O'BRIEN	38.623	1	72	O'BRIEN	1:55.292	1:55.327	0.035
2	99	JOHNSON	1:17.748	60	BAKER	39.067	2	60	BAKER	1:56.826	1:56.924	0.098
3	60	BAKER	1:17.759	99	JOHNSON	39.157	3	99	JOHNSON	1:56.905	1:57.130	0.225
4	29	BRIDGER	1:18.315	40	PATMORE	39.177	4	40	PATMORE	1:57.620	1:57.620	0.000
5	16	WALSH	1:18.388	98	DICKINSON	39.313	5	98	DICKINSON	1:57.899	1:57.995	0.096
6	40	PATMORE	1:18.443	17	BAKER	39.362	6	16	WALSH	1:57.901	1:58.224	0.323
7	98	DICKINSON	1:18.586	16	WALSH	39.513	7	29	BRIDGER	1:57.938	1:58.092	0.154
8	17	BAKER	1:18.772	29	BRIDGER	39.623	8	17	BAKER	1:58.134	1:58.285	0.151
9	175	KENDLE	1:18.810	8	COUGHLAN	39.924	9	175	KENDLE	1:58.833	1:59.417	0.584
10	212	SAVAGE	1:18.932	212	SAVAGE	39.985	10	212	SAVAGE	1:58.917	1:59.292	0.375
11	8	COUGHLAN	1:19.217	6	SHAILER	40.019	11	8	COUGHLAN	1:59.141	1:59.283	0.142
12	6	SHAILER	1:19.399	143	PALMER	40.021	12	6	SHAILER	1:59.418	1:59.560	0.142
13	24	SMITH	1:19.683	175	KENDLE	40.023	13	143	PALMER	1:59.809	2:00.141	0.332
14	39	MORGAN	1:19.704	45	HADDOCH	40.114	14	24	SMITH	1:59.916	2:00.131	0.215
15	143	PALMER	1:19.788	24	SMITH	40.233	15	45	HADDOCH	1:59.927	1:59.927	0.000
16	45	HADDOCH	1:19.813	39	MORGAN	40.287	16	39	MORGAN	1:59.991	2:00.230	0.239
17	9	DIXON	1:19.938	15	SIEMIENIUK-JUZWIUK	40.288	17	9	DIXON	2:00.367	2:00.835	0.468
18	12	COMBRINCK	1:20.624	9	DIXON	40.429	18	12	COMBRINCK	2:01.315	2:01.635	0.320
19	15	SIEMIENIUK-JUZWIUK	1:21.107	12	COMBRINCK	40.691	19	15	SIEMIENIUK-JUZWIU	2:01.395	2:01.663	0.268
20	83	SIGGS	1:21.117	83	SIGGS	40.998	20	83	SIGGS	2:02.115	2:02.115	0.000
21	35	CRESSWELL	1:21.895	35	CRESSWELL	41.012	21	35	CRESSWELL	2:02.907	2:03.124	0.217
22	41	ABRAHAM	1:22.127	277	AVERRE	41.275	22	277	AVERRE	2:03.467	2:03.591	0.124
23	277	AVERRE	1:22.192	333	HOUGHTON	41.305	23	41	ABRAHAM	2:03.497	2:04.000	0.503
24	333	HOUGHTON	1:23.247	41	ABRAHAM	41.370	24	333	HOUGHTON	2:04.552	2:05.014	0.462
25	646	RAI	1:24.385	128	CLARKE	42.431	25	116	WREN	2:07.007	2:07.007	0.000
26	116	WREN	1:24.434	258	FRIEND	42.540	26	128	CLARKE	2:07.301	2:07.318	0.017
27	128	CLARKE	1:24.870	116	WREN	42.573	27	646	RAI	2:07.447	2:07.447	0.000
28	50	WELFORD	1:25.330	646	RAI	43.062	28	258	FRIEND	2:07.887	2:07.887	0.000
29	258	FRIEND	1:25.347	50	WELFORD	43.934	29	50	WELFORD	2:09.264	2:09.725	0.461
30	90	NESTER	1:26.830	90	NESTER	44.129	30	90	NESTER	2:10.959	2:11.591	0.632
31	96	TOUCEDA	1:28.436	96	TOUCEDA	44.685	31	96	TOUCEDA	2:13.121	2:13.426	0.305

Weather / Track : Bright / Dry

Results can be found at www.tsl-timing.com

Snetterton 300

Circuit Length = 2.9689 miles

Start: 11:50 Flag 12:04 End: 12:06

Printed - 12:07 Sunday, 09 June 2019

BMCRC - MRO Championships 2019 - Rnd 5 @ Snetterton

Reactive Parts MRO Powerbikes inc Racebuykz.com MRO Clubman 1000

RACE 15 - GRID (7 Laps)



ROW 12	2:05.014 36 333 Andrew HOUGHTON	35 76 Jason BYARD	34 74 Andrew BURKE
ROW 11	33 71 Tom NORTON	32 1 Barry CHAMBERLAIN	31 272 Daniel JOHNSON
ROW 10	2:13.426 30 96 Jose TOUCEDA	2:11.591 29 90 Dave NESTER	2:09.725 28 50 Dan WELFORD
ROW 9	2:07.887 27 258 Ande FRIEND	2:07.447 26 646 Suki RAI	2:07.318 25 128 Kevin CLARKE
ROW 8	2:07.007 24 116 Matthew WREN	2:04.000 23 41 Dave ABRAHAM	2:03.591 22 277 Adrian AVERRE
ROW 7	2:03.124 21 35 Robert CRESSWELL	2:02.115 20 83 Jason SIGGS	2:01.663 19 15 Mariusz SIEMIENIUK-JUZWIUK
ROW 6	2:01.635 18 12 David COMBRINCK	2:00.835 17 9 Luke DIXON	2:00.230 16 39 Max MORGAN
ROW 5	2:00.141 15 143 Steve PALMER	2:00.131 14 24 Alan SMITH	1:59.927 13 45 Michael HADDOCH
ROW 4	1:59.560 12 6 Dan SHAILER	1:59.417 11 175 Mark KENDLE	1:59.292 10 212 Olyly SAVAGE
ROW 3	1:59.283 9 8 John COUGHLAN	1:58.285 8 17 Philip BAKER	1:58.224 7 16 Glenn WALSH
ROW 2	1:58.092 6 29 Mark BRIDGER	1:57.995 5 98 Rick DICKINSON	1:57.620 4 40 Aiden PATMORE
ROW 1	1:57.130 3 99 Anthony JOHNSON	1:56.924 2 60 Peter BAKER	1:55.327 1 72 Michael O'BRIEN

Pole

Snetterton 300
Circuit Length = 2.9689 miles

These results are provisional until the conclusion of any judicial and technical matters.

Clerk Of Course :	Timekeeper :
-------------------	--------------

Results can be found at www.tsl-timing.com

Printed - 12:11 Sunday, 09 June 2019



BMCRC - MRO Championships 2019 - Rnd 5 @ Snetterton

Reactive Parts MRO Powerbikes inc Racebuykz.com MRO Clubman 1000



RACE 15 - CLASSIFICATION

POS	NO	CL	PIC NAME	ENTRY	LAPS	TIME	GAP	DIFF	MPH	BEST	ON
1	60		1 Peter BAKER	Kawasaki - Dodfrey Engineering	7	13:38.127			91.44	1:54.994	2
2	40		2 Aiden PATMORE	Kawasaki - TBR Performance/NW Roofing	7	13:49.166	11.039	11.039	90.23	1:56.752	5
3	29	C	1 Mark BRIDGER	Yamaha - Moremoto	7	13:57.413	19.286	8.247	89.34	1:57.938	5
4	39	C	2 Max MORGAN	Kawasaki - MSS PERFORMANCE	7	13:59.566	21.439	2.153	89.11	1:58.217	3
5	212		3 Olly SAVAGE	Yamaha - Oakmill Construction	7	13:59.729	21.602	0.163	89.09	1:58.159	7
6	175	C	3 Mark KENDLE	Kawasaki - KINGSWOOD WINDOWS	7	13:59.921	21.794	0.192	89.07	1:58.144	7
7	16	C	4 Glenn WALSH	BMW - Walters Medical	7	14:00.313	22.186	0.392	89.03	1:57.765	7
8	98		4 Rick DICKINSON	BMW - MotorcycleRaceParts.co.uk	7	14:01.289	23.162	0.976	88.93	1:58.365	3
9	17		5 Philip BAKER	BMW - Ashford accident repair center Godfrey plas	7	14:01.349	23.222	0.060	88.92	1:58.669	5
10	45	C	5 Michael HADDOCH	Kawasaki - Victoria's Bakery Suffolk LTD	7	14:07.806	29.679	6.457	88.24	1:59.189	7
11	6		6 Dan SHAILER	Yamaha - McShailer Racing	7	14:08.237	30.110	0.431	88.20	1:58.859	7
12	8		7 John COUGHLAN	Aprilia - BIKERSWORLD	7	14:09.122	30.995	0.885	88.11	1:59.552	6
13	24		8 Alan SMITH	Kawasaki - Orwells Mcs	7	14:09.432	31.305	0.310	88.07	1:59.407	6
14	15		9 Mariusz SIEMIENIUK-JUZWIUK	BMW - BELMONT AUTO SERVICE	7	14:15.424	37.297	5.992	87.46	1:58.691	7
15	9	C	6 Luke DIXON	Bmw -	7	14:17.158	39.031	1.734	87.28	1:59.971	3
16	35	C	7 Robert CRESSWELL	Kawasaki - ODDJOBROB Racing	7	14:19.102	40.975	1.944	87.08	2:00.980	2
17	12		10 David COMBRINCK	Kawasaki -	7	14:20.461	42.334	1.359	86.94	2:00.288	7
18	143		11 Steve PALMER	Yamaha - 4C8/Mk1 Transit racing	7	14:21.473	43.346	1.012	86.84	2:00.738	2
19	41		12 Dave ABRAHAM	Kawasaki - Cambridge M/C's	7	14:33.540	55.413	12.067	85.64	2:02.303	4
20	277	C	8 Adrian AVERRE	Yamaha - Ryders Alley Racing	7	14:36.009	57.882	2.469	85.40	2:02.893	3
21	83	C	9 Jason SIGGS	Yamaha - J Siggs Construction	7	14:36.606	58.479	0.597	85.34	2:03.174	7
22	50	C	10 Dan WELFORD	Suzuki - SEG Sussex Electric Gates/ Vistec system:	7	15:04.846	1:26.719	28.240	82.68	2:07.100	2
23	646	C	11 Suki RAI	Yamaha - Asian Sensations	7	15:04.986	1:26.859	0.140	82.67	2:06.754	6
24	128	C	12 Kevin CLARKE	Suzuki -	7	15:05.799	1:27.672	0.813	82.59	2:06.644	6
25	96		13 Jose TOUCEDA	Kawasaki - Cell2	7	15:24.883	1:46.756	19.084	80.89	2:10.248	3
26	90	C	13 Dave NESTER	BMW -	7	15:33.177	1:55.050	8.294	80.17	2:09.511	7

NOT CLASSIFIED

DNF	99		Anthony JOHNSON	BMW - Bexhill gearboxes	5	9:43.044	2 Laps	2 Laps	91.65	1:54.866	5
DNF	333	C	Andrew HOUGHTON	Yamaha - Yamaha UK	3	7:16.183	4 Laps	2 Laps	73.51	2:07.145	2

FASTEST LAP

	99		Anthony JOHNSON	BMW - Bexhill gearboxes	5	1:54.866			93.04 mph	149.74 kph	
	16	C	Glenn WALSH	BMW - Walters Medical	7	1:57.765			90.75 mph	146.06 kph	

Class - 92.5% of Race Speed = 84.58 mph
 Class C - 92.5% of Race Speed = 82.63 mph

Snetterton 300
 Circuit Length = 2.9689 miles
 Start: 16:10 Flag 16:23 End: 16:25

Weather / Track : Bright / Dry
 These results are provisional until the conclusion of any judicial and technical matters.

Clerk Of Course :	Timekeeper :
-------------------	--------------

Results can be found at www.tsl-timing.com

Printed - 16:26 Sunday, 09 June 2019



BMCRC - MRO Championships 2019 - Rnd 5 @ Snetterton

Reactive Parts MRO Powerbikes inc Racebuykz.com MRO Clubman 1000

RACE 15 - LAP CHART

LAP 1 @ 16:12:14.070			LAP 3 @ 16:16:05.255			LAP 5 @ 16:19:55.400			LAP 6 @ 16:21:52.721		
NO	BEHIND	LAP TIME	NO	BEHIND	LAP TIME	NO	BEHIND	LAP TIME	NO	BEHIND	LAP TIME
99		2:01.714	99		1:55.780	99		1:54.866	60		1:56.814
60	0.845	2:02.559	60	0.318	1:55.664	60	0.507	1:55.056	40	11.259	1:57.897
40	2.318	2:04.032	40	6.645	1:57.585	40	10.683	1:56.752	29	18.860	1:58.913
98	3.879	2:05.593	98	9.847	1:58.365	29	17.268	1:57.938	39	20.792	1:59.050
212	4.481	2:06.195	29	11.048	1:58.324	212	18.726	1:58.969	212	21.205	1:59.800
29	4.798	2:06.512	212	11.105	1:58.817	98	18.905	1:59.737	175	21.412	1:59.074
16	5.152	2:06.866	175	11.959	1:58.556	39	19.063	1:58.250	98	22.004	2:00.420
175	5.642	2:07.356	39	12.261	1:58.217	16	19.356	1:58.348	16	22.183	2:00.148
17	6.255	2:07.969	16	12.456	1:58.869	175	19.659	1:59.102	17	22.300	1:59.467
39	6.672	2:08.386	17	12.935	1:59.040	17	20.154	1:58.669	45	28.252	1:59.796
8	7.200	2:08.914	45	16.514	2:00.016	45	25.777	1:59.311	8	28.727	1:59.552
45	7.270	2:08.984	8	16.848	2:00.071	8	26.496	1:59.710	6	29.013	1:59.385
143	7.680	2:09.394	6	17.414	1:59.713	6	26.949	1:59.589	24	29.379	1:59.407
6	8.634	2:10.348	24	17.696	1:59.471	24	27.293	1:59.475	9	35.562	2:00.534
24	9.240	2:10.954	143	19.595	2:02.362	9	32.349	2:00.560	15	36.368	1:59.735
35	9.274	2:10.988	35	20.794	2:01.725	143	33.090	2:02.623	35	37.635	2:01.218
12	10.217	2:11.931	9	20.900	1:59.971	35	33.738	2:01.473	143	39.017	2:03.248
9	10.726	2:12.440	12	22.603	2:01.876	15	33.954	2:00.055	12	39.808	2:01.271
15	10.927	2:12.641	15	22.926	2:01.772	12	35.858	2:01.137	41	49.477	2:03.087
83	12.199	2:13.913	41	28.405	2:03.411	41	43.711	2:03.148	277	52.600	2:03.339
41	12.984	2:14.698	83	28.806	2:04.495	277	46.582	2:03.671	83	53.067	2:03.510
277	13.272	2:14.986	277	29.375	2:02.893	83	46.878	2:04.123	50	1:16.659	2:08.387
50	15.948	2:17.662	50	39.180	2:07.317	50	1:05.593	2:08.105	646	1:17.787	2:06.754
333	16.502	2:18.216	646	42.647	2:09.181	646	1:08.354	2:07.174	128	1:18.136	2:06.644
646	16.830	2:18.544	128	43.340	2:09.558	128	1:08.813	2:07.412	96	1:33.880	2:11.056
128	18.114	2:19.828	96	47.548	2:10.248	96	1:20.145	2:11.456	90	1:43.301	2:10.616
96	18.180	2:19.894	90	56.077	2:13.012	90	1:30.006	2:10.388			
90	22.035	2:23.749	333	1:23.284	2:50.822 P						

LAP 2 @ 16:14:09.475			LAP 4 @ 16:18:00.534			LAP 7 @ 16:23:50.483		
NO	BEHIND	LAP TIME	NO	BEHIND	LAP TIME	NO	BEHIND	LAP TIME
99		1:55.405	99		1:55.279	60		1:57.762
60	0.434	1:54.994	60	0.317	1:55.278	40	11.039	1:57.542
40	4.840	1:57.927	40	8.797	1:57.431			
98	7.262	1:58.788	98	14.034	1:59.466			
212	8.068	1:58.992	29	14.196	1:58.427			
29	8.504	1:59.111	212	14.623	1:58.797			
175	9.183	1:58.946	175	15.423	1:58.743			
16	9.367	1:59.620	39	15.679	1:58.697			
17	9.675	1:58.825	16	15.874	1:58.697			
39	9.824	1:58.557	17	16.351	1:58.695			
45	12.278	2:00.413	45	21.332	2:00.097			
8	12.557	2:00.762	8	21.652	2:00.083			
143	13.013	2:00.738	6	22.226	2:00.091			
6	13.481	2:00.252	24	22.684	2:00.267			
24	14.005	2:00.170	143	25.333	2:01.017			
35	14.849	2:00.980	9	26.655	2:01.034			
12	16.507	2:01.695	35	27.131	2:01.616			
9	16.709	2:01.388	15	28.765	2:01.118			
15	16.934	2:01.412	12	29.587	2:02.263			
83	20.091	2:03.297	41	35.429	2:02.303			
41	20.774	2:03.195	83	37.621	2:04.094			
277	22.262	2:04.395	277	37.777	2:03.681			
50	27.643	2:07.100	50	52.354	2:08.453			
333	28.242	2:07.145	646	56.046	2:08.678			
646	29.246	2:07.821	128	56.267	2:08.206			
128	29.562	2:06.853	96	1:03.555	2:11.286			
96	33.080	2:10.305	90	1:14.484	2:13.686			
90	38.845	2:12.215						

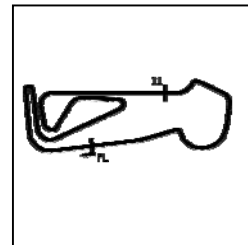
Weather / Track : Bright / Dry

Snetterton 300
 Circuit Length = 2.9689 miles
 Start: 16:10 Flag 16:23 End: 16:25

BMCRC - MRO Championships 2019 - Rnd 5 @ Snetterton

Reactive Parts MRO Powerbikes inc Racebuykz.com MRO Clubman 1000

RACE 15 - SECTOR ANALYSIS



SECTOR 1 = FL to I1, SECTOR 2 = I1 to FL, DIFF = Difference To Personal Best Lap, P = Crossed Finish Line in Pit Lane, D = Time Disallowed

P1 60		Peter BAKER		Kawasaki - Dodfrey Engineering		
IDEAL LAP TIME : 1:54.609		BEST LAP TIME : 1:54.994		DIFFERENCE : 0.385		
LAP	SECTOR 1	SECTOR 2	LAP TIME	MPH	DIFF	TIME OF DAY
1 -		38.513	2:02.559	87.20	7.565	16:12:14.915
2 -	1:16.531	38.463	1:54.994 (1)	92.94		16:14:09.909
3 -	1:17.297	38.367	1:55.664	92.40	0.670	16:16:05.573
4 -	1:16.739	38.539	1:55.278 (3)	92.71	0.284	16:18:00.851
5 -	1:16.242	38.814	1:55.056 (2)	92.89	0.062	16:19:55.907
6 -	1:17.926	38.888	1:56.814	91.49	1.820	16:21:52.721
7 -	1:18.308	39.454	1:57.762	90.76	2.768	16:23:50.483

P2 40		Aiden PATMORE		Kawasaki - TBR Performance/NW Roofing		
IDEAL LAP TIME : 1:56.752		BEST LAP TIME : 1:56.752		DIFFERENCE : 0.000		
LAP	SECTOR 1	SECTOR 2	LAP TIME	MPH	DIFF	TIME OF DAY
1 -		39.254	2:04.032	86.17	7.280	16:12:16.388
2 -	1:18.556	39.371	1:57.927	90.63	1.175	16:14:14.315
3 -	1:18.360	39.225	1:57.585	90.89	0.833	16:16:11.900
4 -	1:18.365	39.066	1:57.431 (2)	91.01	0.679	16:18:09.331
5 -	1:17.723	39.029	1:56.752 (1)	91.54		16:20:06.083
6 -	1:18.237	39.660	1:57.897	90.65	1.145	16:22:03.980
7 -	1:18.349	39.193	1:57.542 (3)	90.92	0.790	16:24:01.522

P3 29 C		Mark BRIDGER		Yamaha - Moremoto		
IDEAL LAP TIME : 1:57.713		BEST LAP TIME : 1:57.938		DIFFERENCE : 0.225		
LAP	SECTOR 1	SECTOR 2	LAP TIME	MPH	DIFF	TIME OF DAY
1 -		39.855	2:06.512	84.48	8.574	16:12:18.868
2 -	1:19.307	39.804	1:59.111	89.73	1.173	16:14:17.979
3 -	1:18.899	39.425	1:58.324 (3)	90.32	0.386	16:16:16.303
4 -	1:18.439	39.988	1:58.427	90.25	0.489	16:18:14.730
5 -	1:18.288	39.650	1:57.938 (1)	90.62		16:20:12.668
6 -	1:19.160	39.753	1:58.913	89.88	0.975	16:22:11.581
7 -	1:18.375	39.813	1:58.188 (2)	90.43	0.250	16:24:09.769

P4 39 C		Max MORGAN		Kawasaki - MSS PERFORMANCE		
IDEAL LAP TIME : 1:58.123		BEST LAP TIME : 1:58.217		DIFFERENCE : 0.094		
LAP	SECTOR 1	SECTOR 2	LAP TIME	MPH	DIFF	TIME OF DAY
1 -		39.989	2:08.386	83.24	10.169	16:12:20.742
2 -	1:18.663	39.894	1:58.557	90.15	0.340	16:14:19.299
3 -	1:18.310	39.907	1:58.217 (1)	90.41		16:16:17.516
4 -	1:18.878	39.819	1:58.697	90.04	0.480	16:18:16.213
5 -	1:18.405	39.845	1:58.250 (2)	90.38	0.033	16:20:14.463
6 -	1:19.108	39.942	1:59.050	89.77	0.833	16:22:13.513
7 -	1:18.304	40.105	1:58.409 (3)	90.26	0.192	16:24:11.922

P5 212		Oilly SAVAGE		Yamaha - Oakmill Construction		
IDEAL LAP TIME : 1:57.700		BEST LAP TIME : 1:58.159		DIFFERENCE : 0.459		
LAP	SECTOR 1	SECTOR 2	LAP TIME	MPH	DIFF	TIME OF DAY
1 -		39.886	2:06.195	84.69	8.036	16:12:18.551
2 -	1:19.209	39.783	1:58.992	89.82	0.833	16:14:17.543
3 -	1:19.278	39.539	1:58.817 (3)	89.95	0.658	16:16:16.360
4 -	1:19.068	39.729	1:58.797 (2)	89.96	0.638	16:18:15.157
5 -	1:18.963	40.006	1:58.969	89.83	0.810	16:20:14.126
6 -	1:19.886	39.914	1:59.800	89.21	1.641	16:22:13.926
7 -	1:18.161	39.998	1:58.159 (1)	90.45		16:24:12.085

P6 175 C		Mark KENDLE		Kawasaki - KINGSWOOD WINDOWS		
IDEAL LAP TIME : 1:58.117		BEST LAP TIME : 1:58.144		DIFFERENCE : 0.027		
LAP	SECTOR 1	SECTOR 2	LAP TIME	MPH	DIFF	TIME OF DAY

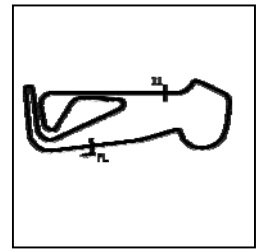
Weather / Track : Bright / Dry

Snetterton 300
Circuit Length = 2.9689 miles
Start: 16:10 Flag 16:23 End: 16:25

BMCRC - MRO Championships 2019 - Rnd 5 @ Snetterton

Reactive Parts MRO Powerbikes inc Racebuykz.com MRO Clubman 1000

RACE 15 - SECTOR ANALYSIS



SECTOR 1 = FL to I1, SECTOR 2 = I1 to FL, DIFF = Difference To Personal Best Lap, P = Crossed Finish Line in Pit Lane, D = Time Disallowed

1 -		39.712	2:07.356	83.92	9.212	16:12:19.712
2 -	1:19.284	39.662	1:58.946	89.85	0.802	16:14:18.658
3 -	1:18.755	39.801	1:58.556 (2)	90.15	0.412	16:16:17.214
4 -	1:18.801	39.942	1:58.743 (3)	90.01	0.599	16:18:15.957
5 -	1:19.264	39.838	1:59.102	89.73	0.958	16:20:15.059
6 -	1:19.328	39.746	1:59.074	89.75	0.930	16:22:14.133
7 -	1:18.455	39.689	1:58.144 (1)	90.46		16:24:12.277

P7 16 C Glenn WALSH		BMW - Walters Medical				
IDEAL LAP TIME : 1:57.461		BEST LAP TIME : 1:57.765				
		DIFFERENCE : 0.304				
LAP	SECTOR 1	SECTOR 2	LAP TIME	MPH	DIFF	TIME OF DAY

1 -		39.974	2:06.866	84.24	9.101	16:12:19.222
2 -	1:19.223	40.397	1:59.620	89.35	1.855	16:14:18.842
3 -	1:18.962	39.907	1:58.869	89.91	1.104	16:16:17.711
4 -	1:19.193	39.504	1:58.697 (3)	90.04	0.932	16:18:16.408
5 -	1:18.751	39.597	1:58.348 (2)	90.31	0.583	16:20:14.756
6 -	1:20.025	40.123	2:00.148	88.95	2.383	16:22:14.904
7 -	1:17.957	39.808	1:57.765 (1)	90.75		16:24:12.669

P8 98 Rick DICKINSON		BMW - MotorcycleRaceParts.co.uk				
IDEAL LAP TIME : 1:58.365		BEST LAP TIME : 1:58.365				
		DIFFERENCE : 0.000				
LAP	SECTOR 1	SECTOR 2	LAP TIME	MPH	DIFF	TIME OF DAY

1 -		39.578	2:05.593	85.10	7.228	16:12:17.949
2 -	1:19.180	39.608	1:58.788 (2)	89.97	0.423	16:14:16.737
3 -	1:18.807	39.558	1:58.365 (1)	90.29		16:16:15.102
4 -	1:19.525	39.941	1:59.466	89.46	1.101	16:18:14.568
5 -	1:20.035	39.702	1:59.737	89.26	1.372	16:20:14.305
6 -	1:20.120	40.300	2:00.420	88.75	2.055	16:22:14.725
7 -	1:19.153	39.767	1:58.920 (3)	89.87	0.555	16:24:13.645

P9 17 Philip BAKER		BMW - Ashford accident repair center Godfrey plastering servic				
IDEAL LAP TIME : 1:58.358		BEST LAP TIME : 1:58.669				
		DIFFERENCE : 0.311				
LAP	SECTOR 1	SECTOR 2	LAP TIME	MPH	DIFF	TIME OF DAY

1 -		39.871	2:07.969	83.52	9.300	16:12:20.325
2 -	1:19.062	39.763	1:58.825	89.94	0.156	16:14:19.150
3 -	1:19.528	39.512	1:59.040	89.78	0.371	16:16:18.190
4 -	1:19.264	39.431	1:58.695 (3)	90.04	0.026	16:18:16.885
5 -	1:19.018	39.651	1:58.669 (1)	90.06		16:20:15.554
6 -	1:19.200	40.267	1:59.467	89.46	0.798	16:22:15.021
7 -	1:18.927	39.757	1:58.684 (2)	90.05	0.015	16:24:13.705

P10 45 C Michael HADDOCH		Kawasaki - Victoria's Bakery Suffolk LTD				
IDEAL LAP TIME : 1:59.005		BEST LAP TIME : 1:59.189				
		DIFFERENCE : 0.184				
LAP	SECTOR 1	SECTOR 2	LAP TIME	MPH	DIFF	TIME OF DAY

1 -		39.628	2:08.984	82.86	9.795	16:12:21.340
2 -	1:20.201	40.212	2:00.413	88.76	1.224	16:14:21.753
3 -	1:19.905	40.111	2:00.016	89.05	0.827	16:16:21.769
4 -	1:20.263	39.834	2:00.097	88.99	0.908	16:18:21.866
5 -	1:19.477	39.834	1:59.311 (2)	89.58	0.122	16:20:21.177
6 -	1:19.962	39.834	1:59.796 (3)	89.21	0.607	16:22:20.973
7 -	1:19.377	39.812	1:59.189 (1)	89.67		16:24:20.162

P11 6 Dan SHAILER		Yamaha - McShailer Racing				
IDEAL LAP TIME : 1:58.859		BEST LAP TIME : 1:58.859				
		DIFFERENCE : 0.000				
LAP	SECTOR 1	SECTOR 2	LAP TIME	MPH	DIFF	TIME OF DAY

1 -		40.045	2:10.348	81.99	11.489	16:12:22.704
2 -	1:19.892	40.360	2:00.252	88.88	1.393	16:14:22.956
3 -	1:19.840	39.873	1:59.713	89.28	0.854	16:16:22.669
4 -	1:19.967	40.124	2:00.091	88.99	1.232	16:18:22.760

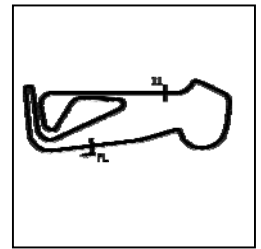
Weather / Track : Bright / Dry

Snetterton 300
Circuit Length = 2.9689 miles
Start: 16:10 Flag 16:23 End: 16:25

BMCRC - MRO Championships 2019 - Rnd 5 @ Snetterton

Reactive Parts MRO Powerbikes inc Racebuykz.com MRO Clubman 1000

RACE 15 - SECTOR ANALYSIS



SECTOR 1 = FL to I1, SECTOR 2 = I1 to FL, DIFF = Difference To Personal Best Lap, P = Crossed Finish Line in Pit Lane, D = Time Disallowed

5 -	1:19.528	40.061	1:59.589 (3)	89.37	0.730	16:20:22.349
6 -	1:19.440	39.945	1:59.385 (2)	89.52	0.526	16:22:21.734
7 -	1:18.993	39.866	1:58.859 (1)	89.92		16:24:20.593

P12	8	John COUGHLAN	Aprilia - BIKERSWORLD			
IDEAL LAP TIME : 1:59.356		BEST LAP TIME : 1:59.552	DIFFERENCE : 0.196			
LAP	SECTOR 1	SECTOR 2	LAP TIME	MPH	DIFF	TIME OF DAY
1 -		40.585	2:08.914	82.90	9.362	16:12:21.270
2 -	1:20.392	40.370	2:00.762	88.50	1.210	16:14:22.032
3 -	1:20.336	39.735	2:00.071	89.01	0.519	16:16:22.103
4 -	1:20.263	39.820	2:00.083	89.00	0.531	16:18:22.186
5 -	1:19.909	39.801	1:59.710 (2)	89.28	0.158	16:20:21.896
6 -	1:19.734	39.818	1:59.552 (1)	89.40		16:22:21.448
7 -	1:20.408	39.622	2:00.030 (3)	89.04	0.478	16:24:21.478

P13	24	Alan SMITH	Kawasaki - Orwells Mcs			
IDEAL LAP TIME : 1:58.925		BEST LAP TIME : 1:59.407	DIFFERENCE : 0.482			
LAP	SECTOR 1	SECTOR 2	LAP TIME	MPH	DIFF	TIME OF DAY
1 -		40.356	2:10.954	81.61	11.547	16:12:23.310
2 -	1:19.692	40.478	2:00.170	88.94	0.763	16:14:23.480
3 -	1:19.581	39.890	1:59.471 (2)	89.46	0.064	16:16:22.951
4 -	1:20.023	40.244	2:00.267	88.86	0.860	16:18:23.218
5 -	1:19.231	40.244	1:59.475 (3)	89.45	0.068	16:20:22.693
6 -	1:19.313	40.094	1:59.407 (1)	89.50		16:22:22.100
7 -	1:19.994	39.694	1:59.688	89.29	0.281	16:24:21.788

P14	15	Mariusz SIEMIENIUK-JUZWIUK	BMW - BELMONT AUTO SERVICE			
IDEAL LAP TIME : 1:58.691		BEST LAP TIME : 1:58.691	DIFFERENCE : 0.000			
LAP	SECTOR 1	SECTOR 2	LAP TIME	MPH	DIFF	TIME OF DAY
1 -		40.854	2:12.641	80.57	13.950	16:12:24.997
2 -	1:20.402	41.010	2:01.412	88.03	2.721	16:14:26.409
3 -	1:20.812	40.960	2:01.772	87.77	3.081	16:16:28.181
4 -	1:21.002	40.116	2:01.118	88.24	2.427	16:18:29.299
5 -	1:20.019	40.036	2:00.055 (3)	89.02	1.364	16:20:29.354
6 -	1:20.259	39.476	1:59.735 (2)	89.26	1.044	16:22:29.089
7 -	1:19.216	39.475	1:58.691 (1)	90.04		16:24:27.780

P15	9 C	Luke DIXON	Bmw -			
IDEAL LAP TIME : 1:59.705		BEST LAP TIME : 1:59.971	DIFFERENCE : 0.266			
LAP	SECTOR 1	SECTOR 2	LAP TIME	MPH	DIFF	TIME OF DAY
1 -		40.766	2:12.440	80.70	12.469	16:12:24.796
2 -	1:20.543	40.845	2:01.388	88.04	1.417	16:14:26.184
3 -	1:20.099	39.872	1:59.971 (1)	89.08		16:16:26.155
4 -	1:20.812	40.222	2:01.034	88.30	1.063	16:18:27.189
5 -	1:19.856	40.704	2:00.560 (3)	88.65	0.589	16:20:27.749
6 -	1:19.833	40.701	2:00.534 (2)	88.67	0.563	16:22:28.283
7 -	1:20.125	41.106	2:01.231	88.16	1.260	16:24:29.514

P16	35 C	Robert CRESSWELL	Kawasaki - ODDJOBROB Racing			
IDEAL LAP TIME : 2:00.633		BEST LAP TIME : 2:00.980	DIFFERENCE : 0.347			
LAP	SECTOR 1	SECTOR 2	LAP TIME	MPH	DIFF	TIME OF DAY
1 -		40.528	2:10.988	81.59	10.008	16:12:23.344
2 -	1:20.271	40.709	2:00.980 (1)	88.34		16:14:24.324
3 -	1:20.956	40.769	2:01.725	87.80	0.745	16:16:26.049
4 -	1:21.254	40.362	2:01.616	87.88	0.636	16:18:27.665
5 -	1:20.757	40.716	2:01.473	87.98	0.493	16:20:29.138
6 -	1:20.653	40.565	2:01.218 (3)	88.17	0.238	16:22:30.356
7 -	1:20.559	40.543	2:01.102 (2)	88.25	0.122	16:24:31.458

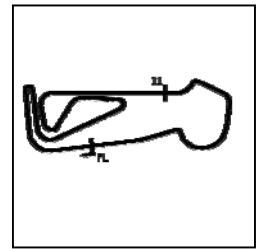
Weather / Track : Bright / Dry

Snetterton 300
Circuit Length = 2.9689 miles
Start: 16:10 Flag 16:23 End: 16:25

BMCRC - MRO Championships 2019 - Rnd 5 @ Snetterton

Reactive Parts MRO Powerbikes inc Racebuykz.com MRO Clubman 1000

RACE 15 - SECTOR ANALYSIS



SECTOR 1 = FL to I1, SECTOR 2 = I1 to FL, DIFF = Difference To Personal Best Lap, P = Crossed Finish Line in Pit Lane, D = Time Disallowed

P17 12		David COMBRINCK		Kawasaki -		
IDEAL LAP TIME : 2:00.288		BEST LAP TIME : 2:00.288		DIFFERENCE : 0.000		
LAP	SECTOR 1	SECTOR 2	LAP TIME	MPH	DIFF	TIME OF DAY
1 -		40.531	2:11.931	81.01	11.643	16:12:24.287
2 -	1:20.848	40.847	2:01.695	87.82	1.407	16:14:25.982
3 -	1:20.906	40.970	2:01.876	87.69	1.588	16:16:27.858
4 -	1:21.256	41.007	2:02.263	87.41	1.975	16:18:30.121
5 -	1:20.576	40.561	2:01.137 (2)	88.23	0.849	16:20:31.258
6 -	1:20.552	40.719	2:01.271 (3)	88.13	0.983	16:22:32.529
7 -	1:20.087	40.201	2:00.288 (1)	88.85		16:24:32.817

P18 143		Steve PALMER		Yamaha - 4C8/Mk1 Transit racing		
IDEAL LAP TIME : 2:00.590		BEST LAP TIME : 2:00.738		DIFFERENCE : 0.148		
LAP	SECTOR 1	SECTOR 2	LAP TIME	MPH	DIFF	TIME OF DAY
1 -		39.941	2:09.394	82.60	8.656	16:12:21.750
2 -	1:20.696	40.042	2:00.738 (1)	88.52		16:14:22.488
3 -	1:22.181	40.181	2:02.362	87.34	1.624	16:16:24.850
4 -	1:20.649	40.368	2:01.017 (2)	88.31	0.279	16:18:25.867
5 -	1:21.640	40.983	2:02.623	87.16	1.885	16:20:28.490
6 -	1:21.210	42.038	2:03.248	86.72	2.510	16:22:31.738
7 -	1:21.105	40.986	2:02.091 (3)	87.54	1.353	16:24:33.829

P19 41		Dave ABRAHAM		Kawasaki - Cambridge M/C's		
IDEAL LAP TIME : 2:02.303		BEST LAP TIME : 2:02.303		DIFFERENCE : 0.000		
LAP	SECTOR 1	SECTOR 2	LAP TIME	MPH	DIFF	TIME OF DAY
1 -		41.366	2:14.698	79.34	12.395	16:12:27.054
2 -	1:22.027	41.168	2:03.195	86.75	0.892	16:14:30.249
3 -	1:22.376	41.035	2:03.411	86.60	1.108	16:16:33.660
4 -	1:21.398	40.905	2:02.303 (1)	87.39		16:18:35.963
5 -	1:22.118	41.030	2:03.148 (3)	86.79	0.845	16:20:39.111
6 -	1:22.134	40.953	2:03.087 (2)	86.83	0.784	16:22:42.198
7 -	1:22.722	40.976	2:03.698	86.40	1.395	16:24:45.896

P20 277 C		Adrian AVERRE		Yamaha - Ryders Alley Racing		
IDEAL LAP TIME : 2:02.831		BEST LAP TIME : 2:02.893		DIFFERENCE : 0.062		
LAP	SECTOR 1	SECTOR 2	LAP TIME	MPH	DIFF	TIME OF DAY
1 -		41.286	2:14.986	79.17	12.093	16:12:27.342
2 -	1:23.297	41.098	2:04.395	85.92	1.502	16:14:31.737
3 -	1:22.039	40.854	2:02.893 (1)	86.97		16:16:34.630
4 -	1:22.537	41.144	2:03.681	86.41	0.788	16:18:38.311
5 -	1:22.177	41.494	2:03.671	86.42	0.778	16:20:41.982
6 -	1:22.111	41.228	2:03.339 (3)	86.65	0.446	16:22:45.321
7 -	1:21.977	41.067	2:03.044 (2)	86.86	0.151	16:24:48.365

P21 83 C		Jason SIGGS		Yamaha - J Siggs Construction		
IDEAL LAP TIME : 2:02.920		BEST LAP TIME : 2:03.174		DIFFERENCE : 0.254		
LAP	SECTOR 1	SECTOR 2	LAP TIME	MPH	DIFF	TIME OF DAY
1 -		41.216	2:13.913	79.81	10.739	16:12:26.269
2 -	1:22.352	40.945	2:03.297 (2)	86.68	0.123	16:14:29.566
3 -	1:23.087	41.408	2:04.495	85.85	1.321	16:16:34.061
4 -	1:22.931	41.163	2:04.094	86.12	0.920	16:18:38.155
5 -	1:22.602	41.521	2:04.123	86.10	0.949	16:20:42.278
6 -	1:22.356	41.154	2:03.510 (3)	86.53	0.336	16:22:45.788
7 -	1:21.975	41.199	2:03.174 (1)	86.77		16:24:48.962

P22 50 C		Dan WELFORD		Suzuki - SEG Sussex Electric Gates/ Vistec systems		
IDEAL LAP TIME : 2:06.270		BEST LAP TIME : 2:07.100		DIFFERENCE : 0.830		
LAP	SECTOR 1	SECTOR 2	LAP TIME	MPH	DIFF	TIME OF DAY
1 -						
2 -						
3 -						
4 -						
5 -						
6 -						
7 -						

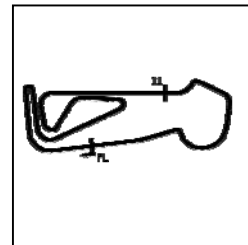
Weather / Track : Bright / Dry

Snetterton 300
Circuit Length = 2.9689 miles
Start: 16:10 Flag 16:23 End: 16:25

BMCRC - MRO Championships 2019 - Rnd 5 @ Snetterton

Reactive Parts MRO Powerbikes inc Racebuykz.com MRO Clubman 1000

RACE 15 - SECTOR ANALYSIS



SECTOR 1 = FL to I1, SECTOR 2 = I1 to FL, DIFF = Difference To Personal Best Lap, P = Crossed Finish Line in Pit Lane, D = Time Disallowed

1 -		42.815	2:17.662	77.63	10.562	16:12:30.018
2 -	1:23.455	43.645	2:07.100 (1)	84.09		16:14:37.118
3 -	1:24.083	43.234	2:07.317 (2)	83.94	0.217	16:16:44.435
4 -	1:24.990	43.463	2:08.453	83.20	1.353	16:18:52.888
5 -	1:24.630	43.475	2:08.105	83.43	1.005	16:21:00.993
6 -	1:25.003	43.384	2:08.387	83.24	1.287	16:23:09.380
7 -	1:24.406	43.416	2:07.822 (3)	83.61	0.722	16:25:17.202

P23 646 C	Suki RAI	Yamaha - Asian Sensations				
IDEAL LAP TIME : 2:06.042		BEST LAP TIME : 2:06.754		DIFFERENCE : 0.712		
LAP	SECTOR 1	SECTOR 2	LAP TIME	MPH	DIFF	TIME OF DAY
1 -		43.361	2:18.544	77.14	11.790	16:12:30.900
2 -	1:24.568	43.253	2:07.821	83.61	1.067	16:14:38.721
3 -	1:25.695	43.486	2:09.181	82.73	2.427	16:16:47.902
4 -	1:25.811	42.867	2:08.678	83.06	1.924	16:18:56.580
5 -	1:24.282	42.892	2:07.174 (3)	84.04	0.420	16:21:03.754
6 -	1:24.323	42.431	2:06.754 (1)	84.32		16:23:10.508
7 -	1:23.611	43.223	2:06.834 (2)	84.26	0.080	16:25:17.342

P24 128 C	Kevin CLARKE	Suzuki -				
IDEAL LAP TIME : 2:05.954		BEST LAP TIME : 2:06.644		DIFFERENCE : 0.690		
LAP	SECTOR 1	SECTOR 2	LAP TIME	MPH	DIFF	TIME OF DAY
1 -		43.185	2:19.828	76.43	13.184	16:12:32.184
2 -	1:24.253	42.600	2:06.853 (2)	84.25	0.209	16:14:39.037
3 -	1:25.668	43.890	2:09.558	82.49	2.914	16:16:48.595
4 -	1:25.384	42.822	2:08.206	83.36	1.562	16:18:56.801
5 -	1:24.682	42.730	2:07.412	83.88	0.768	16:21:04.213
6 -	1:24.726	41.918	2:06.644 (1)	84.39		16:23:10.857
7 -	1:24.036	43.262	2:07.298 (3)	83.96	0.654	16:25:18.155

P25 96	Jose TOUCEDA	Kawasaki - Cell2				
IDEAL LAP TIME : 2:09.634		BEST LAP TIME : 2:10.248		DIFFERENCE : 0.614		
LAP	SECTOR 1	SECTOR 2	LAP TIME	MPH	DIFF	TIME OF DAY
1 -		43.401	2:19.894	76.40	9.646	16:12:32.250
2 -	1:26.740	43.565	2:10.305 (2)	82.02	0.057	16:14:42.555
3 -	1:26.233	44.015	2:10.248 (1)	82.05		16:16:52.803
4 -	1:26.953	44.333	2:11.286	81.41	1.038	16:19:04.089
5 -	1:27.276	44.180	2:11.456	81.30	1.208	16:21:15.545
6 -	1:27.505	43.551	2:11.056	81.55	0.808	16:23:26.601
7 -	1:27.110	43.528	2:10.638 (3)	81.81	0.390	16:25:37.239

P26 90 C	Dave NESTER	BMW -				
IDEAL LAP TIME : 2:09.361		BEST LAP TIME : 2:09.511		DIFFERENCE : 0.150		
LAP	SECTOR 1	SECTOR 2	LAP TIME	MPH	DIFF	TIME OF DAY
1 -		44.278	2:23.749	74.35	14.238	16:12:36.105
2 -	1:26.938	45.277	2:12.215	80.83	2.704	16:14:48.320
3 -	1:27.838	45.174	2:13.012	80.35	3.501	16:17:01.332
4 -	1:28.284	45.402	2:13.686	79.94	4.175	16:19:15.018
5 -	1:26.463	43.925	2:10.388 (2)	81.97	0.877	16:21:25.406
6 -	1:26.654	43.962	2:10.616 (3)	81.82	1.105	16:23:36.022
7 -	1:26.613	42.898	2:09.511 (1)	82.52		16:25:45.533

P27 99	Anthony JOHNSON	BMW - Bexhill gearboxes				
IDEAL LAP TIME : 1:54.832		BEST LAP TIME : 1:54.866		DIFFERENCE : 0.034		
LAP	SECTOR 1	SECTOR 2	LAP TIME	MPH	DIFF	TIME OF DAY
1 -		38.533	2:01.714	87.81	6.848	16:12:14.070
2 -	1:16.934	38.471	1:55.405 (3)	92.61	0.539	16:14:09.475
3 -	1:17.471	38.309	1:55.780	92.31	0.914	16:16:05.255
4 -	1:16.891	38.388	1:55.279 (2)	92.71	0.413	16:18:00.534

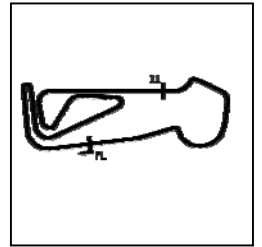
Weather / Track : Bright / Dry

Snetterton 300
Circuit Length = 2.9689 miles
Start: 16:10 Flag 16:23 End: 16:25

BMCRC - MRO Championships 2019 - Rnd 5 @ Snetterton

Reactive Parts MRO Powerbikes inc Racebuykz.com MRO Clubman 1000

RACE 15 - SECTOR ANALYSIS



SECTOR 1 = FL to I1, SECTOR 2 = I1 to FL, DIFF = Difference To Personal Best Lap, P = Crossed Finish Line in Pit Lane, D = Time Disallowed

5 - 1:16.523 38.343 1:54.866 (1) 93.04 16:19:55.400

P28 333 C		Andrew HOUGHTON		Yamaha - Yamaha UK		
IDEAL LAP TIME : 2:06.548		BEST LAP TIME : 2:07.145		DIFFERENCE : 0.597		
LAP	SECTOR 1	SECTOR 2	LAP TIME	MPH	DIFF	TIME OF DAY
1 -	OUTLAP	42.998	2:18.216	77.32	11.071	16:12:30.572
2 -	1:23.550	43.595	2:07.145 (1)	84.06		16:14:37.717
3 -	1:24.568	IN PIT	2:50.822 P	62.56	43.677	16:17:28.539

Weather / Track : Bright / Dry

Results can be found at www.tsl-timing.com

Page 6 of 6

Snetterton 300
Circuit Length = 2.9689 miles
Start: 16:10 Flag 16:23 End: 16:25

Printed - 16:27 Sunday, 09 June 2019

BMCRC - MRO Championships 2019 - Rnd 5 @ Snetterton

Reactive Parts MRO Powerbikes inc Racebuykz.com MRO Clubman 1000

RACE 15 - BEST SECTORS

SECTOR 1			SECTOR 2			IDEAL / BEST COMPARISON						
POS	NO	NAME	TIME	NO	NAME	TIME	POS	NO	NAME	IDEAL	BEST	DIFF
									PERFECT LAP	1:54.551		
1	60	BAKER	1:16.242	99	JOHNSON	38.309	1	60	BAKER	1:54.609	1:54.994	0.385
2	99	JOHNSON	1:16.523	60	BAKER	38.367	2	99	JOHNSON	1:54.832	1:54.866	0.034
3	40	PATMORE	1:17.723	40	PATMORE	39.029	3	40	PATMORE	1:56.752	1:56.752	0.000
4	16	WALSH	1:17.957	29	BRIDGER	39.425	4	16	WALSH	1:57.461	1:57.765	0.304
5	212	SAVAGE	1:18.161	17	BAKER	39.431	5	212	SAVAGE	1:57.700	1:58.159	0.459
6	29	BRIDGER	1:18.288	15	SIEMIENIUK-JUZWIUK	39.475	6	29	BRIDGER	1:57.713	1:57.938	0.225
7	39	MORGAN	1:18.304	16	WALSH	39.504	7	175	KENDLE	1:58.117	1:58.144	0.027
8	175	KENDLE	1:18.455	212	SAVAGE	39.539	8	39	MORGAN	1:58.123	1:58.217	0.094
9	98	DICKINSON	1:18.807	98	DICKINSON	39.558	9	17	BAKER	1:58.358	1:58.669	0.311
10	17	BAKER	1:18.927	8	COUGHLAN	39.622	10	98	DICKINSON	1:58.365	1:58.365	0.000
11	6	SHAILER	1:18.993	45	HADDOCH	39.628	11	15	SIEMIENIUK-JUZWIU	1:58.691	1:58.691	0.000
12	15	SIEMIENIUK-JUZWIUK	1:19.216	175	KENDLE	39.662	12	6	SHAILER	1:58.859	1:58.859	0.000
13	24	SMITH	1:19.231	24	SMITH	39.694	13	24	SMITH	1:58.925	1:59.407	0.482
14	45	HADDOCH	1:19.377	39	MORGAN	39.819	14	45	HADDOCH	1:59.005	1:59.189	0.184
15	8	COUGHLAN	1:19.734	6	SHAILER	39.866	15	8	COUGHLAN	1:59.356	1:59.552	0.196
16	9	DIXON	1:19.833	9	DIXON	39.872	16	9	DIXON	1:59.705	1:59.971	0.266
17	12	COMBRINCK	1:20.087	143	PALMER	39.941	17	12	COMBRINCK	2:00.288	2:00.288	0.000
18	35	CRESSWELL	1:20.271	12	COMBRINCK	40.201	18	143	PALMER	2:00.590	2:00.738	0.148
19	143	PALMER	1:20.649	35	CRESSWELL	40.362	19	35	CRESSWELL	2:00.633	2:00.980	0.347
20	41	ABRAHAM	1:21.398	277	AVERRE	40.854	20	41	ABRAHAM	2:02.303	2:02.303	0.000
21	83	SIGGS	1:21.975	41	ABRAHAM	40.905	21	277	AVERRE	2:02.831	2:02.893	0.062
22	277	AVERRE	1:21.977	83	SIGGS	40.945	22	83	SIGGS	2:02.920	2:03.174	0.254
23	50	WELFORD	1:23.455	128	CLARKE	41.918	23	128	CLARKE	2:05.954	2:06.644	0.690
24	333	HOUGHTON	1:23.550	646	RAI	42.431	24	646	RAI	2:06.042	2:06.754	0.712
25	646	RAI	1:23.611	50	WELFORD	42.815	25	50	WELFORD	2:06.270	2:07.100	0.830
26	128	CLARKE	1:24.036	90	NESTER	42.898	26	333	HOUGHTON	2:06.548	2:07.145	0.597
27	96	TOUCEDA	1:26.233	333	HOUGHTON	42.998	27	90	NESTER	2:09.361	2:09.511	0.150
28	90	NESTER	1:26.463	96	TOUCEDA	43.401	28	96	TOUCEDA	2:09.634	2:10.248	0.614

Weather / Track : Bright / Dry

Results can be found at www.tsl-timing.com

Snetterton 300

Circuit Length = 2.9689 miles

Start: 16:10 Flag 16:23 End: 16:25

Printed - 16:27 Sunday, 09 June 2019

BMCRC-MRO Championships 2019



**L&W CONTRACTORS BMCRC Rookie
600 & 1000**

Snetterton 300 Circuit

8th / 9th June 2019



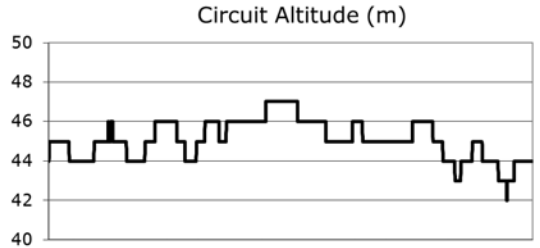
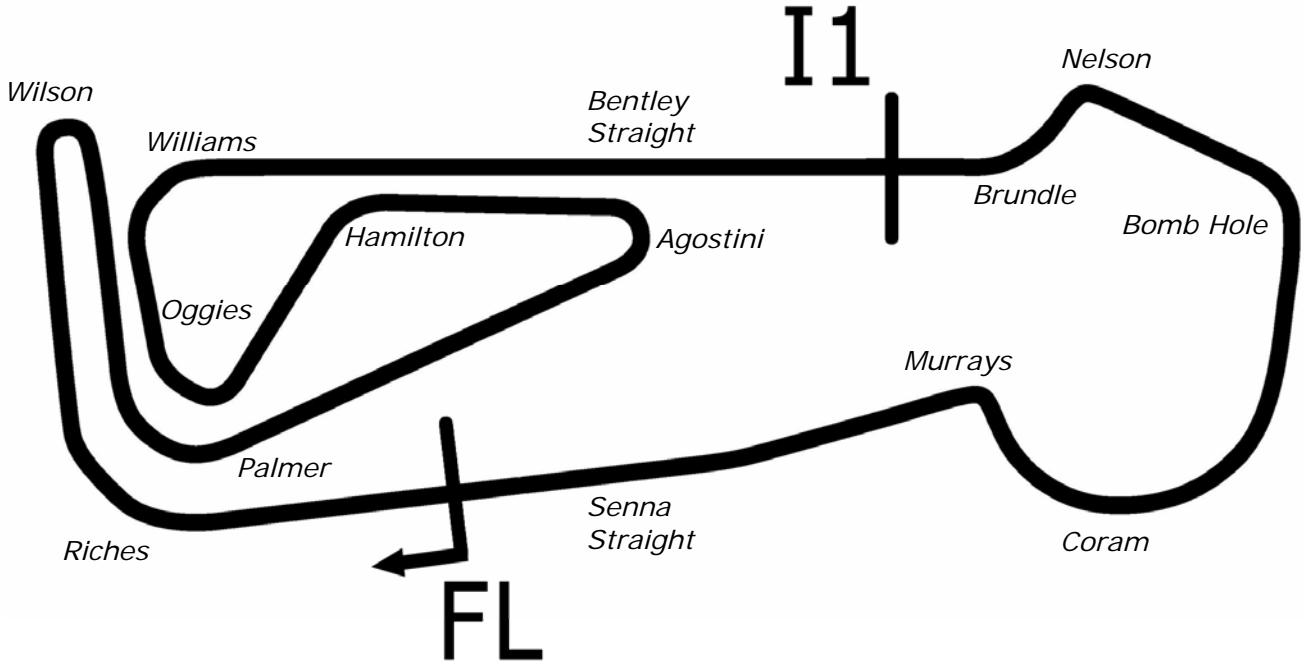
Results Provided by Timing Solutions Ltd
www.tsl-timing.com

Snetterton 300



SPORTS TIMING

TIMING SOLUTIONS LTD



Length	2.9689 miles	4778.0 m	
FL		52.46340 N	0.94476 E
I1	3198m	52.46617 N	0.94964 E
Pit Entry	4572m	52.46364 N	0.94774 E
Pit Exit	40m after FL	52.46338 N	0.94420 E
Pit Entry–Pit Exit 246m, 14.7s @60kph, 11.0s @80kph			

All results available at www.tsl-timing.com

BMCRC - MRO Championships 2019 - Rnd 5 @ Snetterton

L&W Contractors BMCRC Rookie 1000 & Rookie 600

QUALIFYING - CLASSIFICATION



CONTRACTORS LTD

POS	NO	CL	PIC NAME	ENTRY	TIME	ON	LAPS	GAP	DIFF	MPH
1	71	1000	1 Seb JENKINS	Yamaha - Advertise your business here!	2:14.041	2	2			79.73
2	9	1000	2 Luke DIXON	Bmw -	2:15.039	4	6	0.998	0.998	79.14
3	19	1000	3 John DYER	Suzuki -	2:17.510	4	4	3.469	2.471	77.72
4	421	1000	4 Daniel TINSLEY	Yamaha -	2:17.789	6	6	3.748	0.279	77.56
5	84	1000	5 Tunc GUNERGUN	Aprilia -	2:20.625	5	6	6.584	2.836	76.00
6	103	1000	6 Craig GOFFORD	Suzuki -	2:20.654	4	6	6.613	0.029	75.98
7	707	1000	7 Stephen OKEEFFE	Kawasaki - None	2:20.774	4	5	6.733	0.120	75.92
8	5	600	1 Ben HARRISON	Suzuki -	2:21.566	5	6	7.525	0.792	75.49
9	168	1000	8 Shaun SUGDEN	Kawasaki -	2:21.645	4	5	7.604	0.079	75.45
10	144	1000	9 Bradley WILLIAMS	Yamaha - Bears pool and snooker	2:22.128	5	5	8.087	0.483	75.20
11	12	600	2 Cedric BLOCH	Kawazaki - Brigit's Group & SDC Performance	2:22.166	5	5	8.125	0.038	75.18
12	288	600	3 Toby REYNOLDS	Honda -	2:24.285	4	5	10.244	2.119	74.07
13	16	600	4 Tom VAUGHAN	Yamaha -	2:24.832	3	5	10.791	0.547	73.79
14	221	600	5 Matt VENN	Kawasaki -	2:25.590	5	5	11.549	0.758	73.41
15	91	1000	10 Michael CHERRETT	Kawasaki - Bournemouth kawasaki racing	2:27.550	2	2	13.509	1.960	72.43
16	128	1000	11 Kevin CLARKE	Suzuki -	2:27.796	2	3	13.755	0.246	72.31
17	94	600	6 Luke HOLLIS	Kawasaki- Team Hollis Racing -	2:28.848	5	5	14.807	1.052	71.80
18	841	1000	12 Shane YOUNG	Yamaha -	2:28.949	2	4	14.908	0.101	71.75
19	170	600	7 Paul MILLS	Yamaha -	2:29.413	2	5	15.372	0.464	71.53
20	211	1000	13 Darren GREGORY	Kawasaki - Fox HVAC Ltd	2:29.964	5	5	15.923	0.551	71.27
21	18	1000	14 Albert WILLISHER	Suzuki - willsher machinery ltd	2:31.044	5	5	17.003	1.080	70.76
22	116	600	8 Jack BENNETT	Yamaha - Properly Protected	2:37.467	4	5	23.426	6.423	67.87
23	53	600	9 Tim BANWELL (R)	Yamaha -	2:37.551	4	4	23.510	0.084	67.83
24	196	600	10 Emma PETERSON (R)	Yamaha - Plus racing gear, Helmet city Chichester, WG T	2:49.660	3	5	35.619	12.109	62.99
25	96	600	11 Giovanni BELIOSSI	Honda - ASR Accident Storage Recovery	3:17.821	4	4	1:03.780	28.161	54.02

Weather / Track : Cloudy / Damp

These results are provisional until the conclusion of any judicial and technical matters.

Snetterton 300

Circuit Length = 2.9689 miles

Start: 09:33 Flag 09:46 End: 09:48

Clerk Of Course :

Timekeeper :

Results can be found at www.tsl-timing.com

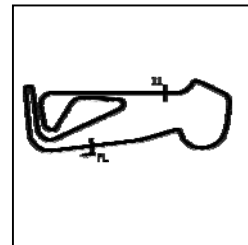
Printed - 09:52 Saturday, 08 June 2019



BMCRC - MRO Championships 2019 - Rnd 5 @ Snetterton

L&W Contractors BMCRC Rookie 1000 & Rookie 600

QUALIFYING - SECTOR ANALYSIS



SECTOR 1 = FL to I1, SECTOR 2 = I1 to FL, DIFF = Difference To Personal Best Lap, P = Crossed Finish Line in Pit Lane, D = Time Disallowed

P1 71 1000 Seb JENKINS		Yamaha - Advertise your business here!				
IDEAL LAP TIME : 2:14.041		BEST LAP TIME : 2:14.041		DIFFERENCE : 0.000		
LAP	SECTOR 1	SECTOR 2	LAP TIME	MPH	DIFF	TIME OF DAY
1 -	1:29.674	53.524	2:23.198 (2)	74.63	9.157	09:36:07.498
2 -	1:28.626	45.415	2:14.041 (1)	79.73		09:38:21.539

P2 9 1000 Luke DIXON		Bmw -				
IDEAL LAP TIME : 2:15.039		BEST LAP TIME : 2:15.039		DIFFERENCE : 0.000		
LAP	SECTOR 1	SECTOR 2	LAP TIME	MPH	DIFF	TIME OF DAY
1 -	1:42.194	48.817	2:31.011	70.77	15.972	09:36:23.881
2 -	1:32.358	47.248	2:19.606	76.55	4.567	09:38:43.487
3 -	1:30.421	46.749	2:17.170 (3)	77.91	2.131	09:41:00.657
4 -	1:28.379	46.660	2:15.039 (1)	79.14		09:43:15.696
5 -	1:29.514	47.413	2:16.927 (2)	78.05	1.888	09:45:32.623
6 -	1:31.603	48.314	2:19.917	76.38	4.878	09:47:52.540

P3 19 1000 John DYER		Suzuki -				
IDEAL LAP TIME : 2:17.510		BEST LAP TIME : 2:17.510		DIFFERENCE : 0.000		
LAP	SECTOR 1	SECTOR 2	LAP TIME	MPH	DIFF	TIME OF DAY
1 -	1:46.489	50.448	2:36.937	68.10	19.427	09:36:25.665
2 -	1:33.167	48.797	2:21.964 (3)	75.28	4.454	09:38:47.629
3 -	1:33.717	48.246	2:21.963 (2)	75.28	4.453	09:41:09.592
4 -	1:31.141	46.369	2:17.510 (1)	77.72		09:43:27.102

P4 421 1000 Daniel TINSLEY		Yamaha -				
IDEAL LAP TIME : 2:17.789		BEST LAP TIME : 2:17.789		DIFFERENCE : 0.000		
LAP	SECTOR 1	SECTOR 2	LAP TIME	MPH	DIFF	TIME OF DAY
1 -	1:44.337	53.008	2:37.345	67.92	19.556	09:36:31.467
2 -	1:34.581	49.057	2:23.638	74.40	5.849	09:38:55.105
3 -	1:32.628	48.990	2:21.618	75.47	3.829	09:41:16.723
4 -	1:31.793	48.613	2:20.406 (3)	76.12	2.617	09:43:37.129
5 -	1:31.176	47.599	2:18.775 (2)	77.01	0.986	09:45:55.904
6 -	1:30.804	46.985	2:17.789 (1)	77.56		09:48:13.693

P5 84 1000 Tunc GUNERGUN		Aprilia -				
IDEAL LAP TIME : 2:19.292		BEST LAP TIME : 2:20.625		DIFFERENCE : 1.333		
LAP	SECTOR 1	SECTOR 2	LAP TIME	MPH	DIFF	TIME OF DAY
1 -	1:45.532	52.714	2:38.246	67.54	17.621	09:36:31.801
2 -	1:34.518	48.897	2:23.415	74.52	2.790	09:38:55.216
3 -	1:34.206	49.262	2:23.468	74.49	2.843	09:41:18.684
4 -	1:32.730	47.955	2:20.685 (2)	75.97	0.060	09:43:39.369
5 -	1:34.063	46.562	2:20.625 (1)	76.00		09:45:59.994
6 -	1:34.143	48.396	2:22.539 (3)	74.98	1.914	09:48:22.533

P6 103 1000 Craig GOFFORD		Suzuki -				
IDEAL LAP TIME : 2:20.654		BEST LAP TIME : 2:20.654		DIFFERENCE : 0.000		
LAP	SECTOR 1	SECTOR 2	LAP TIME	MPH	DIFF	TIME OF DAY
1 -	1:48.761	52.131	2:40.892	66.43	20.238	09:36:29.916
2 -	1:35.463	49.055	2:24.518 (3)	73.95	3.864	09:38:54.434
3 -	1:34.825	51.130	2:25.955	73.22	5.301	09:41:20.389
4 -	1:32.959	47.695	2:20.654 (1)	75.98		09:43:41.043
5 -	1:32.982	48.274	2:21.256 (2)	75.66	0.602	09:46:02.299
6 -	1:34.552	58.250	2:32.802	69.94	12.148	09:48:35.101

P7 707 1000 Stephen OKEEFFE		Kawasaki - None				
IDEAL LAP TIME : 2:19.880		BEST LAP TIME : 2:20.774		DIFFERENCE : 0.894		
LAP	SECTOR 1	SECTOR 2	LAP TIME	MPH	DIFF	TIME OF DAY

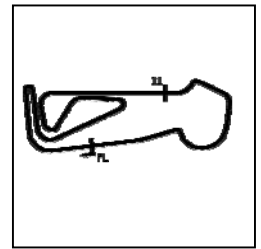
Weather / Track : Cloudy / Damp

Snetterton 300
Circuit Length = 2.9689 miles
Start: 09:33 Flag 09:46 End: 09:48

BMCRC - MRO Championships 2019 - Rnd 5 @ Snetterton

L&W Contractors BMCRC Rookie 1000 & Rookie 600

QUALIFYING - SECTOR ANALYSIS



SECTOR 1 = FL to I1, SECTOR 2 = I1 to FL, DIFF = Difference To Personal Best Lap, P = Crossed Finish Line in Pit Lane, D = Time Disallowed

1 -	1:46.392	52.089	2:38.481	67.44	17.707	09:36:29.102
2 -	1:36.186	48.343	2:24.529	73.95	3.755	09:38:53.631
3 -	1:32.546	51.513	2:24.059 (3)	74.19	3.285	09:41:17.690
4 -	1:32.004	48.770	2:20.774 (1)	75.92		09:43:38.464
5 -	1:32.966	47.876	2:20.842 (2)	75.88	0.068	09:45:59.306

P8 5 600 Ben HARRISON			Suzuki -			
IDEAL LAP TIME : 2:21.501		BEST LAP TIME : 2:21.566		DIFFERENCE : 0.065		
LAP	SECTOR 1	SECTOR 2	LAP TIME	MPH	DIFF	TIME OF DAY
1 -	1:51.347	54.024	2:45.371	64.63	23.805	09:36:43.233
2 -	1:36.660	50.086	2:26.746	72.83	5.180	09:39:09.979
3 -	1:34.905	49.035	2:23.940	74.25	2.374	09:41:33.919
4 -	1:34.346	47.803	2:22.149 (2)	75.18	0.583	09:43:56.068
5 -	1:33.742	47.824	2:21.566 (1)	75.49		09:46:17.634
6 -	1:33.698	48.891	2:22.589 (3)	74.95	1.023	09:48:40.223

P9 168 1000 Shaun SUGDEN			Kawasaki -			
IDEAL LAP TIME : 2:21.645		BEST LAP TIME : 2:21.645		DIFFERENCE : 0.000		
LAP	SECTOR 1	SECTOR 2	LAP TIME	MPH	DIFF	TIME OF DAY
1 -	1:46.608	53.043	2:39.651	66.94	18.006	09:37:35.045
2 -	1:37.900	52.471	2:30.371	71.07	8.726	09:40:05.416
3 -	1:35.191	48.229	2:23.420 (2)	74.52	1.775	09:42:28.836
4 -	1:34.060	47.585	2:21.645 (1)	75.45		09:44:50.481
5 -	1:36.180	47.620	2:23.800 (3)	74.32	2.155	09:47:14.281

P10 144 1000 Bradley WILLIAMS			Yamaha - Bears pool and snooker			
IDEAL LAP TIME : 2:22.128		BEST LAP TIME : 2:22.128		DIFFERENCE : 0.000		
LAP	SECTOR 1	SECTOR 2	LAP TIME	MPH	DIFF	TIME OF DAY
1 -	1:51.004	52.674	2:43.678	65.29	21.550	09:36:39.654
2 -	1:39.060	51.087	2:30.147	71.18	8.019	09:39:09.801
3 -	1:36.927	50.486	2:27.413 (3)	72.50	5.285	09:41:37.214
4 -	1:36.651	49.101	2:25.752 (2)	73.33	3.624	09:44:02.966
5 -	1:33.784	48.344	2:22.128 (1)	75.20		09:46:25.094

P11 12 600 Cedric BLOCH			Kawazaki - Brigit's Group & SDC Performance			
IDEAL LAP TIME : 2:21.832		BEST LAP TIME : 2:22.166		DIFFERENCE : 0.334		
LAP	SECTOR 1	SECTOR 2	LAP TIME	MPH	DIFF	TIME OF DAY
1 -	1:40.046	51.287	2:31.333	70.62	9.167	09:37:01.217
2 -	1:36.901	48.874	2:25.775	73.31	3.609	09:39:26.992
3 -	1:36.200	48.988	2:25.188 (3)	73.61	3.022	09:41:52.180
4 -	1:33.474	49.153	2:22.627 (2)	74.93	0.461	09:44:14.807
5 -	1:33.808	48.358	2:22.166 (1)	75.18		09:46:36.973

P12 288 600 Toby REYNOLDS			Honda -			
IDEAL LAP TIME : 2:24.285		BEST LAP TIME : 2:24.285		DIFFERENCE : 0.000		
LAP	SECTOR 1	SECTOR 2	LAP TIME	MPH	DIFF	TIME OF DAY
1 -	1:52.191	55.189	2:47.380	63.85	23.095	09:37:50.359
2 -	1:42.052	50.465	2:32.517	70.07	8.232	09:40:22.876
3 -	1:36.873	50.651	2:27.524 (2)	72.44	3.239	09:42:50.400
4 -	1:35.653	48.632	2:24.285 (1)	74.07		09:45:14.685
5 -	1:38.172	50.679	2:28.851 (3)	71.80	4.566	09:47:43.536

P13 16 600 Tom VAUGHAN			Yamaha -			
IDEAL LAP TIME : 2:24.403		BEST LAP TIME : 2:24.832		DIFFERENCE : 0.429		
LAP	SECTOR 1	SECTOR 2	LAP TIME	MPH	DIFF	TIME OF DAY
1 -	1:40.253	50.251	2:30.504	71.01	5.672	09:38:06.422
2 -	1:39.067	49.604	2:28.671	71.89	3.839	09:40:35.093
3 -	1:35.762	49.070	2:24.832 (1)	73.79		09:42:59.925

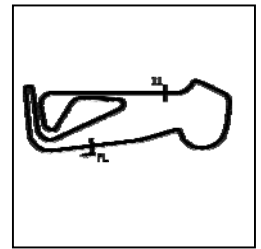
Weather / Track : Cloudy / Damp

Snetterton 300
Circuit Length = 2.9689 miles
Start: 09:33 Flag 09:46 End: 09:48

BMCRC - MRO Championships 2019 - Rnd 5 @ Snetterton

L&W Contractors BMCRC Rookie 1000 & Rookie 600

QUALIFYING - SECTOR ANALYSIS



SECTOR 1 = FL to I1, SECTOR 2 = I1 to FL, DIFF = Difference To Personal Best Lap, P = Crossed Finish Line in Pit Lane, D = Time Disallowed

4 -	1:36.615	49.301	2:25.916 (2)	73.24	1.084	09:45:25.841
5 -	1:35.333	50.742	2:26.075 (3)	73.16	1.243	09:47:51.916

P14	221	600	Matt VENN	Kawasaki -		
IDEAL LAP TIME : 2:25.488		BEST LAP TIME : 2:25.590		DIFFERENCE : 0.102		
LAP	SECTOR 1	SECTOR 2	LAP TIME	MPH	DIFF	TIME OF DAY
1 -	1:39.513	51.883	2:31.396 (3)	70.59	5.806	09:36:16.680
2 -	1:36.180	49.946	2:26.126 (2)	73.14	0.536	09:38:42.806
3 -	1:36.456	IN PIT	3:30.196 P	50.84	1:04.606	09:42:13.002
4 -	OUTLAP	50.908	2:31.666	70.47	6.076	09:44:44.668
5 -	1:36.282	49.308	2:25.590 (1)	73.41		09:47:10.258

P15	91	1000	Michael CHERRETT	Kawasaki - Bournemouth kawasaki racing		
IDEAL LAP TIME : 2:27.507		BEST LAP TIME : 2:27.550		DIFFERENCE : 0.043		
LAP	SECTOR 1	SECTOR 2	LAP TIME	MPH	DIFF	TIME OF DAY
1 -	1:39.511	50.529	2:30.040 (2)	71.23	2.490	09:36:19.891
2 -	1:36.978	50.572	2:27.550 (1)	72.43		09:38:47.441

P16	128	1000	Kevin CLARKE	Suzuki -		
IDEAL LAP TIME : 2:27.796		BEST LAP TIME : 2:27.796		DIFFERENCE : 0.000		
LAP	SECTOR 1	SECTOR 2	LAP TIME	MPH	DIFF	TIME OF DAY
1 -	1:40.080	51.443	2:31.523 (3)	70.53	3.727	09:36:18.859
2 -	1:37.139	50.657	2:27.796 (1)	72.31		09:38:46.655
3 -	1:38.931	52.412	2:31.343 (2)	70.62	3.547	09:41:17.998

P17	94	600	Luke HOLLIS	Kawasaki- Team Hollis Racing -		
IDEAL LAP TIME : 2:28.848		BEST LAP TIME : 2:28.848		DIFFERENCE : 0.000		
LAP	SECTOR 1	SECTOR 2	LAP TIME	MPH	DIFF	TIME OF DAY
1 -	1:54.711	56.792	2:51.503	62.32	22.655	09:36:44.245
2 -	1:44.068	53.298	2:37.366	67.91	8.518	09:39:21.611
3 -	1:41.489	53.389	2:34.878 (3)	69.00	6.030	09:41:56.489
4 -	1:40.215	51.441	2:31.656 (2)	70.47	2.808	09:44:28.145
5 -	1:38.476	50.372	2:28.848 (1)	71.80		09:46:56.993

P18	841	1000	Shane YOUNG	Yamaha -		
IDEAL LAP TIME : 2:25.676		BEST LAP TIME : 2:28.949		DIFFERENCE : 3.273		
LAP	SECTOR 1	SECTOR 2	LAP TIME	MPH	DIFF	TIME OF DAY
1 -	1:48.577	56.147	2:44.724	64.88	15.775	09:36:34.632
2 -	1:35.961	52.988	2:28.949 (1)	71.75		09:39:03.581
3 -	1:39.501	52.634	2:32.135 (3)	70.25	3.186	09:41:35.716
4 -	1:39.450	49.715	2:29.165 (2)	71.65	0.216	09:44:04.881

P19	170	600	Paul MILLS	Yamaha -		
IDEAL LAP TIME : 2:29.413		BEST LAP TIME : 2:29.413		DIFFERENCE : 0.000		
LAP	SECTOR 1	SECTOR 2	LAP TIME	MPH	DIFF	TIME OF DAY
1 -	1:50.161	55.963	2:46.124	64.33	16.711	09:36:33.551
2 -	1:36.591	52.822	2:29.413 (1)	71.53		09:39:02.964
3 -	2:06.476	54.660	3:01.136	59.00	31.723	09:42:04.100
4 -	1:43.328	55.064	2:38.392 (2)	67.47	8.979	09:44:42.492
5 -	1:45.110	54.766	2:39.876 (3)	66.85	10.463	09:47:22.368

P20	211	1000	Darren GREGORY	Kawasaki - Fox HVAC Ltd		
IDEAL LAP TIME : 2:29.964		BEST LAP TIME : 2:29.964		DIFFERENCE : 0.000		
LAP	SECTOR 1	SECTOR 2	LAP TIME	MPH	DIFF	TIME OF DAY
1 -	1:49.177	1:06.703	2:55.880	60.76	25.916	09:36:47.396
2 -	1:44.478	53.246	2:37.724 (2)	67.76	7.760	09:39:25.120
3 -	1:45.220	54.342	2:39.562	66.98	9.598	09:42:04.682

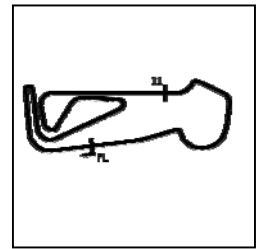
Weather / Track : Cloudy / Damp

Snetterton 300
Circuit Length = 2.9689 miles
Start: 09:33 Flag 09:46 End: 09:48

BMCRC - MRO Championships 2019 - Rnd 5 @ Snetterton

L&W Contractors BMCRC Rookie 1000 & Rookie 600

QUALIFYING - SECTOR ANALYSIS



SECTOR 1 = FL to I1, SECTOR 2 = I1 to FL, DIFF = Difference To Personal Best Lap, P = Crossed Finish Line in Pit Lane, D = Time Disallowed

4 -	1:45.516	52.639	2:38.155 (3)	67.57	8.191	09:44:42.837
5 -	1:39.206	50.758	2:29.964 (1)	71.27		09:47:12.801

P21	18	1000	Albert WILLSSHER	Suzuki - willsher machinery ltd		
IDEAL LAP TIME : 2:30.018		BEST LAP TIME : 2:31.044		DIFFERENCE : 1.026		
LAP	SECTOR 1	SECTOR 2	LAP TIME	MPH	DIFF	TIME OF DAY
1 -	1:54.247	58.666	2:52.913	61.81	21.869	09:37:27.931
2 -	1:47.771	55.775	2:43.546	65.35	12.502	09:40:11.477
3 -	1:40.961	52.938	2:33.899 (3)	69.44	2.855	09:42:45.376
4 -	1:41.349	50.807	2:32.156 (2)	70.24	1.112	09:45:17.532
5 -	1:39.211	51.833	2:31.044 (1)	70.76		09:47:48.576

P22	116	600	Jack BENNETT	Yamaha - Properly Protected		
IDEAL LAP TIME : 2:37.203		BEST LAP TIME : 2:37.467		DIFFERENCE : 0.264		
LAP	SECTOR 1	SECTOR 2	LAP TIME	MPH	DIFF	TIME OF DAY
1 -	2:02.013	1:00.864	3:02.877	58.44	25.410	09:37:00.606
2 -	1:49.883	56.563	2:46.446	64.21	8.979	09:39:47.052
3 -	1:46.477	54.673	2:41.150 (3)	66.32	3.683	09:42:28.202
4 -	1:43.462	54.005	2:37.467 (1)	67.87		09:45:05.669
5 -	1:43.915	53.741	2:37.656 (2)	67.79	0.189	09:47:43.325

P23	53	600	Tim BANWELL (R)	Yamaha -		
IDEAL LAP TIME : 2:36.533		BEST LAP TIME : 2:37.551		DIFFERENCE : 1.018		
LAP	SECTOR 1	SECTOR 2	LAP TIME	MPH	DIFF	TIME OF DAY
1 -	1:54.472	1:02.397	2:56.869	60.42	19.318	09:37:12.611
2 -	1:48.948	54.162	2:43.110 (3)	65.52	5.559	09:39:55.721
3 -	1:45.577	52.483	2:38.060 (2)	67.62	0.509	09:42:33.781
4 -	1:44.050	53.501	2:37.551 (1)	67.83		09:45:11.332

P24	196	600	Emma PETERSON (R)	Yamaha - Plus racing gear, Helmet city Chichester, WG Tyres B		
IDEAL LAP TIME : 2:49.290		BEST LAP TIME : 2:49.660		DIFFERENCE : 0.370		
LAP	SECTOR 1	SECTOR 2	LAP TIME	MPH	DIFF	TIME OF DAY
1 -	2:09.625	1:02.801	3:12.426	55.54	22.766	09:37:09.620
2 -	1:55.396	58.882	2:54.278	61.32	4.618	09:40:03.898
3 -	1:51.751	57.909	2:49.660 (1)	62.99		09:42:53.558
4 -	1:53.015	58.884	2:51.899 (3)	62.17	2.239	09:45:45.457
5 -	1:52.391	57.539	2:49.930 (2)	62.89	0.270	09:48:35.387

P25	96	600	Giovanni BELIOSSI	Honda - ASR Accident Storage Recovery		
IDEAL LAP TIME : 3:10.212		BEST LAP TIME : 3:17.821		DIFFERENCE : 7.609		
LAP	SECTOR 1	SECTOR 2	LAP TIME	MPH	DIFF	TIME OF DAY
1 -	2:15.394	1:06.981	3:22.375 (2)	52.81	4.554	09:38:23.849
2 -	2:03.281	IN PIT	3:27.769 P	51.44	9.948	09:41:51.618
3 -	OUTLAP	1:07.916	3:20.549	53.29	2.728	09:45:12.167
4 -	2:10.890	1:06.931	3:17.821 (1)	54.02		09:48:29.988

Weather / Track : Cloudy / Damp

Snetterton 300
Circuit Length = 2.9689 miles
Start: 09:33 Flag 09:46 End: 09:48

BMCRC - MRO Championships 2019 - Rnd 5 @ Snetterton

L&W Contractors BMCRC Rookie 1000 & Rookie 600

QUALIFYING - BEST SECTORS

SECTOR 1			SECTOR 2			IDEAL / BEST COMPARISON						
POS	NO	NAME	TIME	NO	NAME	TIME	POS	NO	NAME	IDEAL	BEST	DIFF
									PERFECT LAP	2:13.794		
1	9	DIXON	1:28.379	71	JENKINS	45.415	1	71	JENKINS	2:14.041	2:14.041	0.000
2	71	JENKINS	1:28.626	19	DYER	46.369	2	9	DIXON	2:15.039	2:15.039	0.000
3	421	TINSLEY	1:30.804	84	GUNERGUN	46.562	3	19	DYER	2:17.510	2:17.510	0.000
4	19	DYER	1:31.141	9	DIXON	46.660	4	421	TINSLEY	2:17.789	2:17.789	0.000
5	707	OKEEFFE	1:32.004	421	TINSLEY	46.985	5	84	GUNERGUN	2:19.292	2:20.625	1.333
6	84	GUNERGUN	1:32.730	168	SUGDEN	47.585	6	707	OKEEFFE	2:19.880	2:20.774	0.894
7	103	GOFFORD	1:32.959	103	GOFFORD	47.695	7	103	GOFFORD	2:20.654	2:20.654	0.000
8	12	BLOCH	1:33.474	5	HARRISON	47.803	8	5	HARRISON	2:21.501	2:21.566	0.065
9	5	HARRISON	1:33.698	707	OKEEFFE	47.876	9	168	SUGDEN	2:21.645	2:21.645	0.000
10	144	WILLIAMS	1:33.784	144	WILLIAMS	48.344	10	12	BLOCH	2:21.832	2:22.166	0.334
11	168	SUGDEN	1:34.060	12	BLOCH	48.358	11	144	WILLIAMS	2:22.128	2:22.128	0.000
12	16	VAUGHAN	1:35.333	288	REYNOLDS	48.632	12	288	REYNOLDS	2:24.285	2:24.285	0.000
13	288	REYNOLDS	1:35.653	16	VAUGHAN	49.070	13	16	VAUGHAN	2:24.403	2:24.832	0.429
14	841	YOUNG	1:35.961	221	VENN	49.308	14	221	VENN	2:25.488	2:25.590	0.102
15	221	VENN	1:36.180	841	YOUNG	49.715	15	841	YOUNG	2:25.676	2:28.949	3.273
16	170	MILLS	1:36.591	94	HOLLIS	50.372	16	91	CHERRETT	2:27.507	2:27.550	0.043
17	91	CHERRETT	1:36.978	91	CHERRETT	50.529	17	128	CLARKE	2:27.796	2:27.796	0.000
18	128	CLARKE	1:37.139	128	CLARKE	50.657	18	94	HOLLIS	2:28.848	2:28.848	0.000
19	94	HOLLIS	1:38.476	211	GREGORY	50.758	19	170	MILLS	2:29.413	2:29.413	0.000
20	211	GREGORY	1:39.206	18	WILLSHER	50.807	20	211	GREGORY	2:29.964	2:29.964	0.000
21	18	WILLSHER	1:39.211	53	BANWELL (R)	52.483	21	18	WILLSHER	2:30.018	2:31.044	1.026
22	116	BENNETT	1:43.462	170	MILLS	52.822	22	53	BANWELL (R)	2:36.533	2:37.551	1.018
23	53	BANWELL (R)	1:44.050	116	BENNETT	53.741	23	116	BENNETT	2:37.203	2:37.467	0.264
24	196	PETERSON (R)	1:51.751	196	PETERSON (R)	57.539	24	196	PETERSON (R)	2:49.290	2:49.660	0.370
25	96	BELIOSSI	2:03.281	96	BELIOSSI	1:06.931	25	96	BELIOSSI	3:10.212	3:17.821	7.609

Weather / Track : Cloudy / Damp

Results can be found at www.tsl-timing.com

Snetterton 300

Circuit Length = 2.9689 miles

Start: 09:33 Flag 09:46 End: 09:48

Printed - 09:53 Saturday, 08 June 2019

BMCRC - MRO Championships 2019 - Rnd 5 @ Snetterton

L&W Contractors BMCRC Rookie 1000 & Rookie 600

RACE 3 - GRID (5 Laps)



CONTRACTORS LTD

ROW 10	30	624	Matthew FEDRICK (R)	3:17.821	29	96	Giovanni BELIOSSI	2:49.660	28	196	Emma PETERSON (R)
ROW 9				2:37.551	27	53	Tim BANWELL (R)	2:37.467	26	116	Jack BENNETT
								2:29.413	25	170	Paul MILLS
ROW 8	24	94	Luke HOLLIS	2:28.848	23	221	Matt VENN	2:25.590	22	16	Tom VAUGHAN
ROW 7				2:24.285	21	288	Toby REYNOLDS	2:22.166	20	12	Cedric BLOCH
								2:21.566	19	5	Ben HARRISON
ROW 6	18				17				16		
ROW 5				2:31.044	15	62	Paul YOUNGE	2:29.964	14	18	Albert WILLISHER
									13	211	Darren GREGORY
ROW 4	12	841	Shane YOUNG	2:28.949	11	128	Kevin CLARKE	2:27.796	10	91	Michael CHERRETT
				2:22.128	9	144	Bradley WILLIAMS	2:21.645	8	168	Shaun SUGDEN
ROW 3								2:20.774	7	707	Stephen OKEEFFE
ROW 2	6	103	Craig GOFFORD	2:20.654	5	84	Tunc GUNERGUN	2:20.625	4	421	Daniel TINSLEY
				2:17.510	3	19	John DYER	2:15.039	2	9	Luke DIXON
ROW 1								2:14.041	1	71	Seb JENKINS
											Pole

Snetterton 300
Circuit Length = 2.9689 miles

These results are provisional until the conclusion of any judicial and technical matters.

Clerk Of Course :	Timekeeper :
-------------------	--------------

Results can be found at www.tsl-timing.com

Printed - 09:52 Saturday, 08 June 2019



BMCRC - MRO Championships 2019 - Rnd 5 @ Snetterton

L&W Contractors BMCRC Rookie 1000 & Rookie 600

RACE 3 - CLASSIFICATION



CONTRACTORS LTD

POS	NO	CL	PIC NAME	ENTRY	LAPS	TIME	GAP	DIFF	MPH	BEST	ON
1	71	1000	1 Seb JENKINS	Yamaha - Advertise your business here!	5	12:51.149			69.29	2:29.194	5
2	421	1000	2 Daniel TINSLEY	Yamaha -	5	12:55.464	4.315	4.315	68.91	2:33.122	4
3	168	1000	3 Shaun SUGDEN	Kawasaki -	5	13:29.754	38.605	34.290	65.99	2:36.187	5
4	144	1000	4 Bradley WILLIAMS	Yamaha - Bears pool and snooker	5	13:32.369	41.220	2.615	65.78	2:37.090	5
5	9	1000	5 Luke DIXON	Bmw -	5	13:33.990	42.841	1.621	65.65	2:40.242	5
6	12	600	1 Cedric BLOCH	Kawazaki - Brigit's Group & SDC Performance	5	14:07.017	1:15.868	33.027	63.09	2:31.548	5
7	707	1000	6 Stephen OKEEFFE	Kawasaki - None	5	14:08.202	1:17.053	1.185	63.00	2:47.642	2
8	5	600	2 Ben HARRISON	Suzuki -	5	14:09.161	1:18.012	0.959	62.93	2:33.007	4
9	91	1000	7 Michael CHERRETT	Kawasaki - Bournemouth kawasaki racing	5	14:15.193	1:24.044	6.032	62.48	2:45.551	2
10	211	1000	8 Darren GREGORY	Kawasaki - Fox HVAC Ltd	5	14:22.033	1:30.884	6.840	61.99	2:46.375	4
11	128	1000	9 Kevin CLARKE	Suzuki -	5	14:35.029	1:43.880	12.996	61.07	2:51.331	4
12	16	600	3 Tom VAUGHAN	Yamaha -	5	14:38.958	1:47.809	3.929	60.79	2:37.459	2
13	288	600	4 Toby REYNOLDS	Honda -	5	14:39.425	1:48.276	0.467	60.76	2:37.909	5
14	221	600	5 Matt VENN	Kawasaki -	5	15:05.699	2:14.550	26.274	59.00	2:43.402	4
15	116	600	6 Jack BENNETT	Yamaha - Properly Protected	4	12:53.737	1 Lap	1 Lap	55.25	2:50.737	3
16	94	600	7 Luke HOLLIS	Kawasaki - Team Hollis Racing -	4	13:22.665	1 Lap	28.928	53.26	2:58.356	2
17	53	600	8 Tim BANWELL (R)	Yamaha -	4	13:38.955	1 Lap	16.290	52.20	3:00.079	2
18	96	600	9 Giovanni BELIOSSI	Honda - ASR Accident Storage Recovery	4	14:08.466	1 Lap	29.511	50.38	3:09.791	4
19	196	600	10 Emma PETERSON (R)	Yamaha - Plus racing gear, Helmet city Chichester,	4	14:33.808	1 Lap	25.342	48.92	3:17.626	2

NOT CLASSIFIED

DNF	84	1000	Tunc GUNERGUN	Aprilia -	2	5:13.231	3 Laps	2 Laps	68.24	2:32.649	2
DNF	170	600	Paul MILLS	Yamaha -	2	7:13.370	3 Laps	2:00.139	49.32	2:56.263	2
DNF	841	1000	Shane YOUNG	Yamaha -	0						
DNF	18	1000	Albert WILLISHER	Suzuki - willsher machinery ltd	0						

FASTEST LAP

71	1000	Seb JENKINS	Yamaha - Advertise your business here!	5	2:29.194	71.63 mph	115.29 kph
12	600	Cedric BLOCH	Kawazaki - Brigit's Group & SDC Performance	5	2:31.548	70.52 mph	113.50 kph

Class 1000 - 92.5% of Race Speed = 64.09 mph
 Class 600 - 92.5% of Race Speed = 58.35 mph

Snetterton 300
 Circuit Length = 2.9689 miles
 Start: 12:24 Flag 12:37 End: 12:39

Weather / Track : Rain / Wet

These results are provisional until the conclusion of any judicial and technical matters.

Clerk Of Course :	Timekeeper :
-------------------	--------------

Results can be found at www.tsl-timing.com

Printed - 12:41 Saturday, 08 June 2019



BMCRC - MRO Championships 2019 - Rnd 5 @ Snetterton

L&W Contractors BMCRC Rookie 1000 & Rookie 600

RACE 3 - LAP CHART

LAP 1 @ 12:27:07.522		
NO	BEHIND	LAP TIME

71		2:39.083
421	1.066	2:40.149
84	1.499	2:40.582
9	7.557	2:46.640
168	8.736	2:47.819
707	12.409	2:51.492
144	13.045	2:52.128
91	15.372	2:54.455
211	21.070	3:00.153
128	22.879	3:01.962
5	1:14.845	3:53.928
288	1:19.824	3:58.907
12	1:19.908	3:58.991
16	1:20.485	3:59.568
221	1:26.968	4:06.051
94	1:34.752	4:13.835
116	1:37.205	4:16.288
170	1:38.024	4:17.107
53	1:53.080	4:32.163
96	1:53.980	4:33.063
196	1:55.883	4:34.966

221	1:51.066	2:44.959
116	2:14.755	2:50.737
94	2:28.058	3:03.142

LAP 4 @ 12:34:50.271		
NO	BEHIND	LAP TIME

421		2:33.122
71	0.123	2:34.680
53	1 Lap	3:03.989
168	31.735	2:46.507
9	31.916	2:42.064
144	33.447	2:38.506
96	1 Lap	3:10.938
196	1 Lap	3:20.281
707	55.627	2:48.045
91	1:02.580	2:55.530
211	1:13.067	2:46.375
12	1:13.637	2:31.652
5	1:13.985	2:33.007
128	1:21.415	2:51.331
16	1:38.547	2:41.351
288	1:39.684	2:41.942
221	1:59.911	2:43.402

LAP 2 @ 12:29:41.670		
NO	BEHIND	LAP TIME

84		2:32.649
71	0.489	2:34.637
421	1.243	2:34.325
168	12.412	2:37.824
9	16.708	2:43.299
144	22.096	2:43.199
707	25.903	2:47.642
91	26.775	2:45.551
211	42.757	2:55.835
128	43.329	2:54.598
5	1:15.570	2:34.873
12	1:18.973	2:33.213
16	1:23.796	2:37.459
288	1:24.590	2:38.914
221	1:40.151	2:47.331
116	1:58.062	2:55.005
94	1:58.960	2:58.356
170	2:00.139	2:56.263
53	2:19.011	3:00.079

LAP 5 @ 12:37:19.588		
NO	BEHIND	LAP TIME

71		2:29.194
116	1 Lap	2:51.707
421	4.315	2:33.632
94	1 Lap	3:07.332
168	38.605	2:36.187
144	41.220	2:37.090
9	42.841	2:40.242
53	1 Lap	3:02.724
12	1:15.868	2:31.548
707	1:17.053	2:50.743
96	1 Lap	3:09.791
5	1:18.012	2:33.344
91	1:24.044	2:50.781
211	1:30.884	2:47.134
196	1 Lap	3:20.935
128	1:43.880	2:51.782
16	1:47.809	2:38.579
288	1:48.276	2:37.909
221	2:14.550	2:43.956

LAP 3 @ 12:32:15.714		
NO	BEHIND	LAP TIME

71		2:33.555
96	1 Lap	3:14.674
421	1.435	2:34.236
196	1 Lap	3:17.626
168	19.785	2:41.417
9	24.409	2:41.745
144	29.498	2:41.446
91	41.607	2:48.876
707	42.139	2:50.280
211	1:01.249	2:52.536
128	1:04.641	2:55.356
5	1:15.535	2:34.009
12	1:16.542	2:31.613
16	1:31.753	2:42.001
288	1:32.299	2:41.753

Weather / Track : Rain / Wet

Results can be found at www.tsl-timing.com

Snetterton 300

Circuit Length = 2.9689 miles

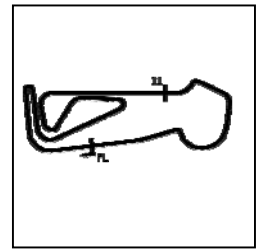
Start: 12:24 Flag 12:37 End: 12:39

Printed - 12:41 Saturday, 08 June 2019

BMCRC - MRO Championships 2019 - Rnd 5 @ Snetterton

L&W Contractors BMCRC Rookie 1000 & Rookie 600

RACE 3 - SECTOR ANALYSIS



SECTOR 1 = FL to I1, SECTOR 2 = I1 to FL, DIFF = Difference To Personal Best Lap, P = Crossed Finish Line in Pit Lane, D = Time Disallowed

P1 71 1000 Seb JENKINS		Yamaha - Advertise your business here!				
IDEAL LAP TIME : 2:29.194		BEST LAP TIME : 2:29.194		DIFFERENCE : 0.000		
LAP	SECTOR 1	SECTOR 2	LAP TIME	MPH	DIFF	TIME OF DAY
1 -		51.760	2:39.083	67.18	9.889	12:27:07.522
2 -	1:41.590	53.047	2:34.637 (3)	69.11	5.443	12:29:42.159
3 -	1:41.750	51.805	2:33.555 (2)	69.60	4.361	12:32:15.714
4 -	1:41.780	52.900	2:34.680	69.09	5.486	12:34:50.394
5 -	1:39.336	49.858	2:29.194 (1)	71.63		12:37:19.588

P2 421 1000 Daniel TINSLEY		Yamaha -				
IDEAL LAP TIME : 2:32.857		BEST LAP TIME : 2:33.122		DIFFERENCE : 0.265		
LAP	SECTOR 1	SECTOR 2	LAP TIME	MPH	DIFF	TIME OF DAY
1 -		52.418	2:40.149	66.73	7.027	12:27:08.588
2 -	1:42.030	52.295	2:34.325	69.25	1.203	12:29:42.913
3 -	1:41.901	52.335	2:34.236 (3)	69.29	1.114	12:32:17.149
4 -	1:40.562	52.560	2:33.122 (1)	69.80		12:34:50.271
5 -	1:41.328	52.304	2:33.632 (2)	69.56	0.510	12:37:23.903

P3 168 1000 Shaun SUGDEN		Kawasaki -				
IDEAL LAP TIME : 2:36.187		BEST LAP TIME : 2:36.187		DIFFERENCE : 0.000		
LAP	SECTOR 1	SECTOR 2	LAP TIME	MPH	DIFF	TIME OF DAY
1 -		53.233	2:47.819	63.68	11.632	12:27:16.258
2 -	1:44.743	53.081	2:37.824 (2)	67.72	1.637	12:29:54.082
3 -	1:47.055	54.362	2:41.417 (3)	66.21	5.230	12:32:35.499
4 -	1:50.906	55.601	2:46.507	64.18	10.320	12:35:22.006
5 -	1:43.911	52.276	2:36.187 (1)	68.43		12:37:58.193

P4 144 1000 Bradley WILLIAMS		Yamaha - Bears pool and snooker				
IDEAL LAP TIME : 2:37.090		BEST LAP TIME : 2:37.090		DIFFERENCE : 0.000		
LAP	SECTOR 1	SECTOR 2	LAP TIME	MPH	DIFF	TIME OF DAY
1 -		55.016	2:52.128	62.09	15.038	12:27:20.567
2 -	1:48.424	54.775	2:43.199	65.49	6.109	12:30:03.766
3 -	1:46.990	54.456	2:41.446 (3)	66.20	4.356	12:32:45.212
4 -	1:44.814	53.692	2:38.506 (2)	67.43	1.416	12:35:23.718
5 -	1:43.860	53.230	2:37.090 (1)	68.03		12:38:00.808

P5 9 1000 Luke DIXON		Bmw -				
IDEAL LAP TIME : 2:40.242		BEST LAP TIME : 2:40.242		DIFFERENCE : 0.000		
LAP	SECTOR 1	SECTOR 2	LAP TIME	MPH	DIFF	TIME OF DAY
1 -		54.731	2:46.640	64.13	6.398	12:27:15.079
2 -	1:48.676	54.623	2:43.299	65.45	3.057	12:29:58.378
3 -	1:47.067	54.678	2:41.745 (2)	66.07	1.503	12:32:40.123
4 -	1:47.415	54.649	2:42.064 (3)	65.94	1.822	12:35:22.187
5 -	1:46.100	54.142	2:40.242 (1)	66.69		12:38:02.429

P6 12 600 Cedric BLOCH		Kawasaki - Brigitt's Group & SDC Performance				
IDEAL LAP TIME : 2:30.635		BEST LAP TIME : 2:31.548		DIFFERENCE : 0.913		
LAP	SECTOR 1	SECTOR 2	LAP TIME	MPH	DIFF	TIME OF DAY
1 -		54.258	3:58.991	44.72	1:27.443	12:28:27.430
2 -	1:41.659	51.554	2:33.213	69.75	1.665	12:31:00.643
3 -	1:40.772	50.841	2:31.613 (2)	70.49	0.065	12:33:32.256
4 -	1:41.415	50.237	2:31.652 (3)	70.47	0.104	12:36:03.908
5 -	1:40.398	51.150	2:31.548 (1)	70.52		12:38:35.456

P7 707 1000 Stephen OKEEFFE		Kawasaki - None				
IDEAL LAP TIME : 2:45.495		BEST LAP TIME : 2:47.642		DIFFERENCE : 2.147		
LAP	SECTOR 1	SECTOR 2	LAP TIME	MPH	DIFF	TIME OF DAY

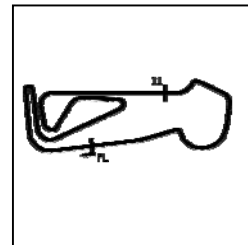
Weather / Track : Rain / Wet

Snetterton 300
 Circuit Length = 2.9689 miles
 Start: 12:24 Flag 12:37 End: 12:39

BMCRC - MRO Championships 2019 - Rnd 5 @ Snetterton

L&W Contractors BMCRC Rookie 1000 & Rookie 600

RACE 3 - SECTOR ANALYSIS



SECTOR 1 = FL to I1, SECTOR 2 = I1 to FL, DIFF = Difference To Personal Best Lap, P = Crossed Finish Line in Pit Lane, D = Time Disallowed

1 -		54.797	2:51.492	62.32	3.850	12:27:19.931
2 -	1:50.698	56.944	2:47.642 (1)	63.75		12:30:07.573
3 -	1:53.136	57.144	2:50.280 (3)	62.76	2.638	12:32:57.853
4 -	1:51.886	56.159	2:48.045 (2)	63.60	0.403	12:35:45.898
5 -	1:51.781	58.962	2:50.743	62.59	3.101	12:38:36.641

P8	5 600	Ben HARRISON	Suzuki -			
IDEAL LAP TIME : 2:32.454		BEST LAP TIME : 2:33.007	DIFFERENCE : 0.553			
LAP	SECTOR 1	SECTOR 2	LAP TIME	MPH	DIFF	TIME OF DAY
1 -		52.941	3:53.928	45.68	1:20.921	12:28:22.367
2 -	1:42.986	51.887	2:34.873	69.01	1.866	12:30:57.240
3 -	1:42.083	51.926	2:34.009 (3)	69.39	1.002	12:33:31.249
4 -	1:42.083	50.924	2:33.007 (1)	69.85		12:36:04.256
5 -	1:41.530	51.814	2:33.344 (2)	69.70	0.337	12:38:37.600

P9	91 1000	Michael CHERRETT	Kawasaki - Bournemouth kawasaki racing			
IDEAL LAP TIME : 2:45.551		BEST LAP TIME : 2:45.551	DIFFERENCE : 0.000			
LAP	SECTOR 1	SECTOR 2	LAP TIME	MPH	DIFF	TIME OF DAY
1 -		56.026	2:54.455	61.26	8.904	12:27:22.894
2 -	1:50.027	55.524	2:45.551 (1)	64.56		12:30:08.445
3 -	1:51.089	57.787	2:48.876 (2)	63.28	3.325	12:32:57.321
4 -	1:56.561	58.969	2:55.530	60.89	9.979	12:35:52.851
5 -	1:53.242	57.539	2:50.781 (3)	62.58	5.230	12:38:43.632

P10	211 1000	Darren GREGORY	Kawasaki - Fox HVAC Ltd			
IDEAL LAP TIME : 2:46.375		BEST LAP TIME : 2:46.375	DIFFERENCE : 0.000			
LAP	SECTOR 1	SECTOR 2	LAP TIME	MPH	DIFF	TIME OF DAY
1 -		59.061	3:00.153	59.32	13.778	12:27:28.592
2 -	1:56.514	59.321	2:55.835	60.78	9.460	12:30:24.427
3 -	1:56.123	56.413	2:52.536 (3)	61.94	6.161	12:33:16.963
4 -	1:50.245	56.130	2:46.375 (1)	64.24		12:36:03.338
5 -	1:50.898	56.236	2:47.134 (2)	63.94	0.759	12:38:50.472

P11	128 1000	Kevin CLARKE	Suzuki -			
IDEAL LAP TIME : 2:50.476		BEST LAP TIME : 2:51.331	DIFFERENCE : 0.855			
LAP	SECTOR 1	SECTOR 2	LAP TIME	MPH	DIFF	TIME OF DAY
1 -		59.195	3:01.962	58.73	10.631	12:27:30.401
2 -	1:55.079	59.519	2:54.598 (3)	61.21	3.267	12:30:24.999
3 -	1:55.005	1:00.351	2:55.356	60.95	4.025	12:33:20.355
4 -	1:53.954	57.377	2:51.331 (1)	62.38		12:36:11.686
5 -	1:53.099	58.683	2:51.782 (2)	62.21	0.451	12:39:03.468

P12	16 600	Tom VAUGHAN	Yamaha -			
IDEAL LAP TIME : 2:37.402		BEST LAP TIME : 2:37.459	DIFFERENCE : 0.057			
LAP	SECTOR 1	SECTOR 2	LAP TIME	MPH	DIFF	TIME OF DAY
1 -		54.987	3:59.568	44.61	1:22.109	12:28:28.007
2 -	1:43.885	53.574	2:37.459 (1)	67.87		12:31:05.466
3 -	1:46.460	55.541	2:42.001	65.97	4.542	12:33:47.467
4 -	1:47.834	53.517	2:41.351 (3)	66.24	3.892	12:36:28.818
5 -	1:44.423	54.156	2:38.579 (2)	67.39	1.120	12:39:07.397

P13	288 600	Toby REYNOLDS	Honda -			
IDEAL LAP TIME : 2:37.864		BEST LAP TIME : 2:37.909	DIFFERENCE : 0.045			
LAP	SECTOR 1	SECTOR 2	LAP TIME	MPH	DIFF	TIME OF DAY
1 -		54.540	3:58.907	44.73	1:20.998	12:28:27.346
2 -	1:44.750	54.164	2:38.914 (2)	67.25	1.005	12:31:06.260
3 -	1:46.160	55.593	2:41.753 (3)	66.07	3.844	12:33:48.013
4 -	1:48.239	53.703	2:41.942	65.99	4.033	12:36:29.955

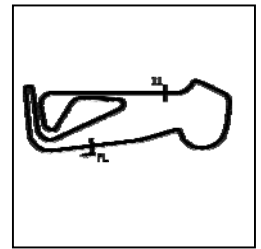
Weather / Track : Rain / Wet

Snetterton 300
Circuit Length = 2.9689 miles
Start: 12:24 Flag 12:37 End: 12:39

BMCRC - MRO Championships 2019 - Rnd 5 @ Snetterton

L&W Contractors BMCRC Rookie 1000 & Rookie 600

RACE 3 - SECTOR ANALYSIS



SECTOR 1 = FL to I1, SECTOR 2 = I1 to FL, DIFF = Difference To Personal Best Lap, P = Crossed Finish Line in Pit Lane, D = Time Disallowed

5 - 1:44.795 **53.114** **2:37.909 (1)** **67.68** **12:39:07.864**

P14 221 600	Matt VENN		Kawasaki -			
IDEAL LAP TIME : 2:43.402	BEST LAP TIME : 2:43.402	DIFFERENCE : 0.000				

LAP	SECTOR 1	SECTOR 2	LAP TIME	MPH	DIFF	TIME OF DAY
1 -		56.439	4:06.051	43.43	1:22.649	12:28:34.490
2 -	1:51.273	56.058	2:47.331	63.87	3.929	12:31:21.821
3 -	1:49.629	55.330	2:44.959 (3)	64.79	1.557	12:34:06.780
4 -	1:48.211	55.191	2:43.402 (1)	65.40		12:36:50.182
5 -	1:48.382	55.574	2:43.956 (2)	65.18	0.554	12:39:34.138

P15 116 600	Jack BENNETT		Yamaha - Properly Protected			
IDEAL LAP TIME : 2:50.737	BEST LAP TIME : 2:50.737	DIFFERENCE : 0.000				

LAP	SECTOR 1	SECTOR 2	LAP TIME	MPH	DIFF	TIME OF DAY
1 -		59.649	4:16.288	41.70	1:25.551	12:28:44.727
2 -	1:55.836	59.169	2:55.005 (3)	61.07	4.268	12:31:39.732
3 -	1:53.099	57.638	2:50.737 (1)	62.59		12:34:30.469
4 -	1:53.260	58.447	2:51.707 (2)	62.24	0.970	12:37:22.176

P16 94 600	Luke HOLLIS		Kawasaki- Team Hollis Racing -			
IDEAL LAP TIME : 2:57.647	BEST LAP TIME : 2:58.356	DIFFERENCE : 0.709				

LAP	SECTOR 1	SECTOR 2	LAP TIME	MPH	DIFF	TIME OF DAY
1 -		1:00.001	4:13.835	42.10	1:15.479	12:28:42.274
2 -	1:57.646	1:00.710	2:58.356 (1)	59.92		12:31:40.630
3 -	1:59.715	1:03.427	3:03.142 (2)	58.35	4.786	12:34:43.772
4 -	2:03.251	1:04.081	3:07.332 (3)	57.05	8.976	12:37:51.104

P17 53 600	Tim BANWELL (R)		Yamaha -			
IDEAL LAP TIME : 2:59.602	BEST LAP TIME : 3:00.079	DIFFERENCE : 0.477				

LAP	SECTOR 1	SECTOR 2	LAP TIME	MPH	DIFF	TIME OF DAY
1 -		1:03.610	4:32.163	39.27	1:32.084	12:29:00.602
2 -	1:58.277	1:01.802	3:00.079 (1)	59.35		12:32:00.681
3 -	2:02.664	1:01.325	3:03.989 (3)	58.09	3.910	12:35:04.670
4 -	2:01.006	1:01.718	3:02.724 (2)	58.49	2.645	12:38:07.394

P18 96 600	Giovanni BELIOSSI		Honda - ASR Accident Storage Recovery			
IDEAL LAP TIME : 3:09.448	BEST LAP TIME : 3:09.791	DIFFERENCE : 0.343				

LAP	SECTOR 1	SECTOR 2	LAP TIME	MPH	DIFF	TIME OF DAY
1 -		1:06.672	4:33.063	39.14	1:23.272	12:29:01.502
2 -	2:10.697	1:03.977	3:14.674 (3)	54.90	4.883	12:32:16.176
3 -	2:06.619	1:04.319	3:10.938 (2)	55.97	1.147	12:35:27.114
4 -	2:05.471	1:04.320	3:09.791 (1)	56.31		12:38:36.905

P19 196 600	Emma PETERSON (R)		Yamaha - Plus racing gear, Helmet city Chichester, WG Tyres B			
IDEAL LAP TIME : 3:17.626	BEST LAP TIME : 3:17.626	DIFFERENCE : 0.000				

LAP	SECTOR 1	SECTOR 2	LAP TIME	MPH	DIFF	TIME OF DAY
1 -		1:06.629	4:34.966	38.87	1:17.340	12:29:03.405
2 -	2:11.149	1:06.477	3:17.626 (1)	54.08		12:32:21.031
3 -	2:11.808	1:08.473	3:20.281 (2)	53.36	2.655	12:35:41.312
4 -	2:12.256	1:08.679	3:20.935 (3)	53.19	3.309	12:39:02.247

P20 84 1000	Tunc GUNERGUN		Aprilia -			
IDEAL LAP TIME : 2:32.649	BEST LAP TIME : 2:32.649	DIFFERENCE : 0.000				

LAP	SECTOR 1	SECTOR 2	LAP TIME	MPH	DIFF	TIME OF DAY
1 -		52.226	2:40.582	66.55	7.933	12:27:09.021
2 -	1:41.428	51.221	2:32.649 (1)	70.01		12:29:41.670

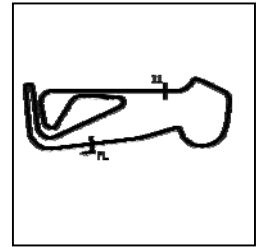
Weather / Track : Rain / Wet

Snetterton 300
Circuit Length = 2.9689 miles
Start: 12:24 Flag 12:37 End: 12:39

BMCRC - MRO Championships 2019 - Rnd 5 @ Snetterton

L&W Contractors BMCRC Rookie 1000 & Rookie 600

RACE 3 - SECTOR ANALYSIS



SECTOR 1 = FL to I1, SECTOR 2 = I1 to FL, DIFF = Difference To Personal Best Lap, P = Crossed Finish Line in Pit Lane, D = Time Disallowed

P21 170 600 Paul MILLS			Yamaha -			
IDEAL LAP TIME : 2:54.603		BEST LAP TIME : 2:56.263		DIFFERENCE : 1.660		
LAP	SECTOR 1	SECTOR 2	LAP TIME	MPH	DIFF	TIME OF DAY
1 -		1:01.001	4:17.107	41.57	1:20.844	12:28:45.546
2 -	1:56.107	1:00.156	2:56.263 (1)	60.63		12:31:41.809

Weather / Track : Rain / Wet

Results can be found at www.tsl-timing.com

Page 4 of 4

Snetterton 300
Circuit Length = 2.9689 miles
Start: 12:24 Flag 12:37 End: 12:39

Printed - 12:42 Saturday, 08 June 2019

BMCRC - MRO Championships 2019 - Rnd 5 @ Snetterton

L&W Contractors BMCRC Rookie 1000 & Rookie 600

RACE 3 - BEST SECTORS

SECTOR 1			SECTOR 2			IDEAL / BEST COMPARISON						
POS	NO	NAME	TIME	NO	NAME	TIME	POS	NO	NAME	IDEAL	BEST	DIFF
									PERFECT LAP	2:29.194		
1	71	JENKINS	1:39.336	71	JENKINS	49.858	1	71	JENKINS	2:29.194	2:29.194	0.000
2	12	BLOCH	1:40.398	12	BLOCH	50.237	2	12	BLOCH	2:30.635	2:31.548	0.913
3	421	TINSLEY	1:40.562	5	HARRISON	50.924	3	5	HARRISON	2:32.454	2:33.007	0.553
4	84	GUNERGUN	1:41.428	84	GUNERGUN	51.221	4	84	GUNERGUN	2:32.649	2:32.649	0.000
5	5	HARRISON	1:41.530	168	SUGDEN	52.276	5	421	TINSLEY	2:32.857	2:33.122	0.265
6	144	WILLIAMS	1:43.860	421	TINSLEY	52.295	6	168	SUGDEN	2:36.187	2:36.187	0.000
7	16	VAUGHAN	1:43.885	288	REYNOLDS	53.114	7	144	WILLIAMS	2:37.090	2:37.090	0.000
8	168	SUGDEN	1:43.911	144	WILLIAMS	53.230	8	16	VAUGHAN	2:37.402	2:37.459	0.057
9	288	REYNOLDS	1:44.750	16	VAUGHAN	53.517	9	288	REYNOLDS	2:37.864	2:37.909	0.045
10	9	DIXON	1:46.100	9	DIXON	54.142	10	9	DIXON	2:40.242	2:40.242	0.000
11	221	VENN	1:48.211	707	OKEEFFE	54.797	11	221	VENN	2:43.402	2:43.402	0.000
12	91	CHERRETT	1:50.027	221	VENN	55.191	12	707	OKEEFFE	2:45.495	2:47.642	2.147
13	211	GREGORY	1:50.245	91	CHERRETT	55.524	13	91	CHERRETT	2:45.551	2:45.551	0.000
14	707	OKEEFFE	1:50.698	211	GREGORY	56.130	14	211	GREGORY	2:46.375	2:46.375	0.000
15	128	CLARKE	1:53.099	128	CLARKE	57.377	15	128	CLARKE	2:50.476	2:51.331	0.855
16	116	BENNETT	1:53.099	116	BENNETT	57.638	16	116	BENNETT	2:50.737	2:50.737	0.000
17	170	MILLS	1:54.447	94	HOLLIS	1:00.001	17	170	MILLS	2:54.603	2:56.263	1.660
18	94	HOLLIS	1:57.646	170	MILLS	1:00.156	18	94	HOLLIS	2:57.647	2:58.356	0.709
19	53	BANWELL (R)	1:58.277	53	BANWELL (R)	1:01.325	19	53	BANWELL (R)	2:59.602	3:00.079	0.477
20	96	BELIOSSI	2:05.471	96	BELIOSSI	1:03.977	20	96	BELIOSSI	3:09.448	3:09.791	0.343
21	196	PETERSON (R)	2:11.149	196	PETERSON (R)	1:06.477	21	196	PETERSON (R)	3:17.626	3:17.626	0.000
22												
23												

Weather / Track : Rain / Wet

Results can be found at www.tsl-timing.com

Snetterton 300

Circuit Length = 2.9689 miles

Start: 12:24 Flag 12:37 End: 12:39

Printed - 12:41 Saturday, 08 June 2019

BMCRC - MRO Championships 2019 - Rnd 5 @ Snetterton

L&W Contractors BMCRC Rookie 1000 & Rookie 600

RACE 12 - GRID (5 Laps)



CONTRACTORS LTD

ROW 10	30	624	Matthew FEDRICK (R)	3:17.626	29	196	Emma PETERSON (R)	3:09.791	28	96	Giovanni BELIOSSI
ROW 9				3:00.079	27	53	Tim BANWELL (R)	2:58.356	26	94	Luke HOLLIS
								2:56.263	25	170	Paul MILLS
ROW 8	24	116	Jack BENNETT	2:50.737	23	221	Matt VENN	2:43.402	22	288	Toby REYNOLDS
ROW 7				2:37.459	21	16	Tom VAUGHAN	2:33.007	20	5	Ben HARRISON
								2:31.548	19	12	Cedric BLOCH
ROW 6	18				17				16		
ROW 5				2:37.459	15	62	Paul YOUNGE	2:33.007	14	103	Craig GOFFORD
									13	19	John DYER
ROW 4	12	841	Shane YOUNG		11	18	Albert WILLISHER	2:51.331	10	128	Kevin CLARKE
ROW 3				2:47.642	9	707	Stephen OKEEFFE	2:46.375	8	211	Darren GREGORY
								2:45.551	7	91	Michael CHERRETT
ROW 2	6	9	Luke DIXON	2:40.242	5	144	Bradley WILLIAMS	2:37.090	4	168	Shaun SUGDEN
ROW 1				2:33.122	3	421	Daniel TINSLEY	2:32.649	2	84	Tunc GUNERGUN
								2:29.194	1	71	Seb JENKINS
											Pole

Snetterton 300
Circuit Length = 2.9689 miles

These results are provisional until the conclusion of any judicial and technical matters.

Clerk Of Course :	Timekeeper :
-------------------	--------------

Results can be found at www.tsl-timing.com

Printed - 12:45 Saturday, 08 June 2019



BMCRC - MRO Championships 2019 - Rnd 5 @ Snetterton

L&W Contractors BMCRC Rookie 1000 & Rookie 600

RACE 12 - CLASSIFICATION



CONTRACTORS LTD

POS	NO	CL	PIC NAME	ENTRY	LAPS	TIME	GAP	DIFF	MPH	BEST	ON
1	144	1000	1 Bradley WILLIAMS	Yamaha - Bears pool and snooker	4	8:56.022			79.75	2:11.881	3
2	9	1000	2 Luke DIXON	Bmw -	4	8:56.365	0.343	0.343	79.70	2:11.663	2
3	19	1000	3 John DYER	Suzuki -	4	8:56.522	0.500	0.157	79.68	2:10.102	4
4	71	1000	4 Seb JENKINS	Yamaha - Advertise your business here!	4	9:01.200	5.178	4.678	78.99	2:12.528	4
5	421	1000	5 Daniel TINSLEY	Yamaha -	4	9:01.588	5.566	0.388	78.93	2:12.048	4
6	91	1000	6 Michael CHERRETT	Kawasaki - Bournemouth kawasaki racing	4	9:21.053	25.031	19.465	76.20	2:16.815	4
7	84	1000	7 Tunc GUNERGUN	Aprilla -	4	9:23.539	27.517	2.486	75.86	2:19.626	4
8	168	1000	8 Shaun SUGDEN	Kawasaki -	4	9:34.316	38.294	10.777	74.44	2:17.716	2
9	128	1000	9 Kevin CLARKE	Suzuki -	4	9:49.749	53.727	15.433	72.49	2:23.758	2
10	12	600	1 Cedric BLOCH	Kawazaki - Brigit's Group & SDC Performance	4	10:04.978	1:08.956	15.229	70.66	2:14.372	2
11	18	1000	10 Albert WILLISHER	Suzuki - willsher machinery ltd	4	10:09.424	1:13.402	4.446	70.15	2:31.165	2
12	288	600	2 Toby REYNOLDS	Honda -	4	10:12.295	1:16.273	2.871	69.82	2:14.328	4
13	16	600	3 Tom VAUGHAN	Yamaha -	4	10:13.632	1:17.610	1.337	69.67	2:15.393	4
14	221	600	4 Matt VENN	Kawasaki -	4	10:14.998	1:18.976	1.366	69.51	2:15.920	4
15	94	600	5 Luke HOLLIS	Kawasaki- Team Hollis Racing -	4	10:31.065	1:35.043	16.067	67.74	2:20.430	4
16	170	600	6 Paul MILLS	Yamaha -	4	10:57.874	2:01.852	26.809	64.98	2:25.981	4
17	116	600	7 Jack BENNETT	Yamaha - Properly Protected	4	11:02.334	2:06.312	4.460	64.54	2:25.528	4
18	624	600	8 Matthew FEDRICK (R)	Yamaha - Matthew Fedrick farriers ltd	3	9:02.141	1 Lap	1 Lap	59.14	2:36.075	3
19	96	600	9 Giovanni BELIOSSI	Honda - ASR Accident Storage Recovery	3	9:02.221	1 Lap	0.080	59.13	2:36.567	3

FASTEST LAP

19	1000	John DYER	Suzuki -	4	2:10.102	82.15 mph	132.21 kph
288	600	Toby REYNOLDS	Honda -	4	2:14.328	79.56 mph	128.05 kph

Class 1000 - 92.5% of Race Speed = 73.76 mph

Class 600 - 92.5% of Race Speed = 65.36 mph

Weather / Track : Cloudy / Damp

These results are provisional until the conclusion of any judicial and technical matters.

Snetterton 300

Circuit Length = 2.9689 miles

Start: 16:37 Flag 16:46 End: 16:49

Clerk Of Course :

Timekeeper :

Results can be found at www.tsl-timing.com

Printed - 16:49 Saturday, 08 June 2019



BMCR - MRO Championships 2019 - Rnd 5 @ Snetterton

L&W Contractors BMCR Rookie 1000 & Rookie 600

RACE 12 - LAP CHART

LAP 1 @ 16:40:17.134

NO	BEHIND	LAP TIME
168		2:19.424
71	0.162	2:19.586
421	0.500	2:19.924
144	0.713	2:20.137
9	0.719	2:20.143
91	2.902	2:22.326
19	3.357	2:22.781
84	4.134	2:23.558
128	10.818	2:30.242
18	13.225	2:32.649
12	1:00.401	3:19.825
288	1:05.687	3:25.111
221	1:06.537	3:25.961
16	1:06.572	3:25.996
94	1:09.211	3:28.635
170	1:16.825	3:36.249
116	1:19.945	3:39.369
96	1:26.001	3:45.425
624	1:26.655	3:46.079

LAP 2 @ 16:42:29.516

NO	BEHIND	LAP TIME
9		2:11.663
144	0.384	2:12.053
71	2.456	2:14.676
421	4.306	2:16.188
19	4.341	2:13.366
168	5.334	2:17.716
91	11.102	2:20.582
84	11.658	2:19.906
128	22.194	2:23.758
18	32.008	2:31.165
12	1:02.391	2:14.372
16	1:10.320	2:16.130
288	1:10.831	2:17.526
221	1:11.188	2:17.033
94	1:18.219	2:21.390
170	1:33.527	2:29.084
116	1:34.223	2:26.660
96	1:53.848	2:40.229
624	1:54.260	2:39.987

LAP 3 @ 16:44:41.340

NO	BEHIND	LAP TIME
9		2:11.824
144	0.441	2:11.881
19	2.790	2:10.273
71	5.042	2:14.410
421	5.910	2:13.428
84	20.283	2:20.449
168	20.301	2:26.791
91	20.608	2:21.330
128	36.517	2:26.147
18	52.350	2:32.166
12	1:05.790	2:15.223
288	1:14.337	2:15.330
16	1:14.609	2:16.113
221	1:15.448	2:16.084
94	1:27.005	2:20.610
170	1:48.263	2:26.560
116	1:53.176	2:30.777

LAP 4 @ 16:46:53.732

NO	BEHIND	LAP TIME
144		2:11.951
9	0.343	2:12.735
19	0.500	2:10.102
71	5.178	2:12.528
421	5.566	2:12.048
624	1 Lap	2:36.075
96	1 Lap	2:36.567
91	25.031	2:16.815
84	27.517	2:19.626
168	38.294	2:30.385
128	53.727	2:29.602
12	1:08.956	2:15.558
18	1:13.402	2:33.444
288	1:16.273	2:14.328
16	1:17.610	2:15.393
221	1:18.976	2:15.920
94	1:35.043	2:20.430
170	2:01.852	2:25.981
116	2:06.312	2:25.528

Weather / Track : Cloudy / Damp

Results can be found at www.tsl-timing.com

Snetterton 300

Circuit Length = 2.9689 miles

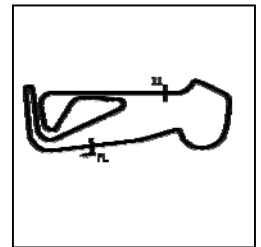
Start: 16:37 Flag 16:46 End: 16:49

Printed - 16:50 Saturday, 08 June 2019

BMCRC - MRO Championships 2019 - Rnd 5 @ Snetterton

L&W Contractors BMCRC Rookie 1000 & Rookie 600

RACE 12 - SECTOR ANALYSIS



SECTOR 1 = FL to I1, SECTOR 2 = I1 to FL, DIFF = Difference To Personal Best Lap, P = Crossed Finish Line in Pit Lane, D = Time Disallowed

P1 144 1000		Bradley WILLIAMS		Yamaha - Bears pool and snooker		
IDEAL LAP TIME : 2:11.075		BEST LAP TIME : 2:11.881		DIFFERENCE : 0.806		
LAP	SECTOR 1	SECTOR 2	LAP TIME	MPH	DIFF	TIME OF DAY
1 -		45.999	2:20.137	76.26	8.256	16:40:17.847
2 -	1:27.624	44.429	2:12.053 (3)	80.93	0.172	16:42:29.900
3 -	1:27.538	44.343	2:11.881 (1)	81.04		16:44:41.781
4 -	1:26.732	45.219	2:11.951 (2)	81.00	0.070	16:46:53.732

P2 9 1000		Luke DIXON		Bmw -		
IDEAL LAP TIME : 2:11.265		BEST LAP TIME : 2:11.663		DIFFERENCE : 0.398		
LAP	SECTOR 1	SECTOR 2	LAP TIME	MPH	DIFF	TIME OF DAY
1 -		45.700	2:20.143	76.26	8.480	16:40:17.853
2 -	1:27.403	44.260	2:11.663 (1)	81.17		16:42:29.516
3 -	1:27.005	44.819	2:11.824 (2)	81.07	0.161	16:44:41.340
4 -	1:27.510	45.225	2:12.735 (3)	80.52	1.072	16:46:54.075

P3 19 1000		John DYER		Suzuki -		
IDEAL LAP TIME : 2:08.505		BEST LAP TIME : 2:10.102		DIFFERENCE : 1.597		
LAP	SECTOR 1	SECTOR 2	LAP TIME	MPH	DIFF	TIME OF DAY
1 -		45.194	2:22.781	74.85	12.679	16:40:20.491
2 -	1:28.039	45.327	2:13.366 (3)	80.14	3.264	16:42:33.857
3 -	1:26.791	43.482	2:10.273 (2)	82.04	0.171	16:44:44.130
4 -	1:25.023	45.079	2:10.102 (1)	82.15		16:46:54.232

P4 71 1000		Seb JENKINS		Yamaha - Advertise your business here!		
IDEAL LAP TIME : 2:12.528		BEST LAP TIME : 2:12.528		DIFFERENCE : 0.000		
LAP	SECTOR 1	SECTOR 2	LAP TIME	MPH	DIFF	TIME OF DAY
1 -		45.570	2:19.586	76.56	7.058	16:40:17.296
2 -	1:29.924	44.752	2:14.676 (3)	79.36	2.148	16:42:31.972
3 -	1:29.499	44.911	2:14.410 (2)	79.51	1.882	16:44:46.382
4 -	1:27.904	44.624	2:12.528 (1)	80.64		16:46:58.910

P5 421 1000		Daniel TINSLEY		Yamaha -		
IDEAL LAP TIME : 2:12.048		BEST LAP TIME : 2:12.048		DIFFERENCE : 0.000		
LAP	SECTOR 1	SECTOR 2	LAP TIME	MPH	DIFF	TIME OF DAY
1 -		45.832	2:19.924	76.38	7.876	16:40:17.634
2 -	1:30.817	45.371	2:16.188 (3)	78.48	4.140	16:42:33.822
3 -	1:28.087	45.341	2:13.428 (2)	80.10	1.380	16:44:47.250
4 -	1:27.391	44.657	2:12.048 (1)	80.94		16:46:59.298

P6 91 1000		Michael CHERRETT		Kawasaki - Bournemouth kawasaki racing		
IDEAL LAP TIME : 2:16.815		BEST LAP TIME : 2:16.815		DIFFERENCE : 0.000		
LAP	SECTOR 1	SECTOR 2	LAP TIME	MPH	DIFF	TIME OF DAY
1 -		46.329	2:22.326	75.09	5.511	16:40:20.036
2 -	1:32.994	47.588	2:20.582 (2)	76.02	3.767	16:42:40.618
3 -	1:33.944	47.386	2:21.330 (3)	75.62	4.515	16:45:01.948
4 -	1:31.325	45.490	2:16.815 (1)	78.12		16:47:18.763

P7 84 1000		Tunc GUNERGUN		Aprilia -		
IDEAL LAP TIME : 2:18.854		BEST LAP TIME : 2:19.626		DIFFERENCE : 0.772		
LAP	SECTOR 1	SECTOR 2	LAP TIME	MPH	DIFF	TIME OF DAY
1 -		46.340	2:23.558	74.45	3.932	16:40:21.268
2 -	1:32.923	46.983	2:19.906 (2)	76.39	0.280	16:42:41.174
3 -	1:32.999	47.450	2:20.449 (3)	76.09	0.823	16:45:01.623
4 -	1:32.514	47.112	2:19.626 (1)	76.54		16:47:21.249

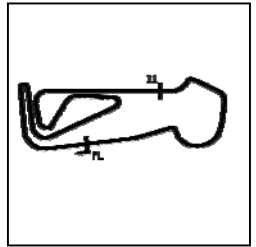
Weather / Track : Cloudy / Damp

Snetterton 300
Circuit Length = 2.9689 miles
Start: 16:37 Flag 16:46 End: 16:49

BMCRC - MRO Championships 2019 - Rnd 5 @ Snetterton

L&W Contractors BMCRC Rookie 1000 & Rookie 600

RACE 12 - SECTOR ANALYSIS



SECTOR 1 = FL to I1, SECTOR 2 = I1 to FL, DIFF = Difference To Personal Best Lap, P = Crossed Finish Line in Pit Lane, D = Time Disallowed

P8 168 1000 Shaun SUGDEN		Kawasaki -				
IDEAL LAP TIME : 2:16.189		BEST LAP TIME : 2:17.716				
		DIFFERENCE : 1.527				
LAP	SECTOR 1	SECTOR 2	LAP TIME	MPH	DIFF	TIME OF DAY
1 -		44.928	2:19.424	76.65	1.708	16:40:17.134
2 -	1:31.261	46.455	2:17.716 (1)	77.60		16:42:34.850
3 -	1:37.247	49.544	2:26.791 (2)	72.81	9.075	16:45:01.641
4 -	1:39.980	50.405	2:30.385 (3)	71.07	12.669	16:47:32.026

P9 128 1000 Kevin CLARKE		Suzuki -				
IDEAL LAP TIME : 2:22.588		BEST LAP TIME : 2:23.758				
		DIFFERENCE : 1.170				
LAP	SECTOR 1	SECTOR 2	LAP TIME	MPH	DIFF	TIME OF DAY
1 -		47.806	2:30.242	71.13	6.484	16:40:27.952
2 -	1:34.782	48.976	2:23.758 (1)	74.34		16:42:51.710
3 -	1:36.459	49.688	2:26.147 (2)	73.13	2.389	16:45:17.857
4 -	1:39.692	49.910	2:29.602 (3)	71.44	5.844	16:47:47.459

P10 12 600 Cedric BLOCH		Kawasaki - Brigit's Group & SDC Performance				
IDEAL LAP TIME : 2:14.372		BEST LAP TIME : 2:14.372				
		DIFFERENCE : 0.000				
LAP	SECTOR 1	SECTOR 2	LAP TIME	MPH	DIFF	TIME OF DAY
1 -		45.728	3:19.825	53.48	1:05.453	16:41:17.535
2 -	1:28.890	45.482	2:14.372 (1)	79.54		16:43:31.907
3 -	1:29.273	45.950	2:15.223 (2)	79.04	0.851	16:45:47.130
4 -	1:29.441	46.117	2:15.558 (3)	78.84	1.186	16:48:02.688

P11 18 1000 Albert WILLISHER		Suzuki - willsher machinery ltd				
IDEAL LAP TIME : 2:28.812		BEST LAP TIME : 2:31.165				
		DIFFERENCE : 2.353				
LAP	SECTOR 1	SECTOR 2	LAP TIME	MPH	DIFF	TIME OF DAY
1 -		48.544	2:32.649	70.01	1.484	16:40:30.359
2 -	1:40.749	50.416	2:31.165 (1)	70.70		16:43:01.524
3 -	1:41.606	50.560	2:32.166 (2)	70.23	1.001	16:45:33.690
4 -	1:40.268	53.176	2:33.444 (3)	69.65	2.279	16:48:07.134

P12 288 600 Toby REYNOLDS		Honda -				
IDEAL LAP TIME : 2:14.328		BEST LAP TIME : 2:14.328				
		DIFFERENCE : 0.000				
LAP	SECTOR 1	SECTOR 2	LAP TIME	MPH	DIFF	TIME OF DAY
1 -		46.817	3:25.111	52.10	1:10.783	16:41:22.821
2 -	1:30.871	46.655	2:17.526 (3)	77.71	3.198	16:43:40.347
3 -	1:29.637	45.693	2:15.330 (2)	78.97	1.002	16:45:55.677
4 -	1:28.758	45.570	2:14.328 (1)	79.56		16:48:10.005

P13 16 600 Tom VAUGHAN		Yamaha -				
IDEAL LAP TIME : 2:14.763		BEST LAP TIME : 2:15.393				
		DIFFERENCE : 0.630				
LAP	SECTOR 1	SECTOR 2	LAP TIME	MPH	DIFF	TIME OF DAY
1 -		47.548	3:25.996	51.88	1:10.603	16:41:23.706
2 -	1:29.922	46.208	2:16.130 (3)	78.51	0.737	16:43:39.836
3 -	1:30.573	45.540	2:16.113 (2)	78.52	0.720	16:45:55.949
4 -	1:29.223	46.170	2:15.393 (1)	78.94		16:48:11.342

P14 221 600 Matt VENN		Kawasaki -				
IDEAL LAP TIME : 2:15.245		BEST LAP TIME : 2:15.920				
		DIFFERENCE : 0.675				
LAP	SECTOR 1	SECTOR 2	LAP TIME	MPH	DIFF	TIME OF DAY
1 -		47.324	3:25.961	51.89	1:10.041	16:41:23.671
2 -	1:30.407	46.626	2:17.033 (3)	77.99	1.113	16:43:40.704
3 -	1:30.095	45.989	2:16.084 (2)	78.54	0.164	16:45:56.788
4 -	1:29.256	46.664	2:15.920 (1)	78.63		16:48:12.708

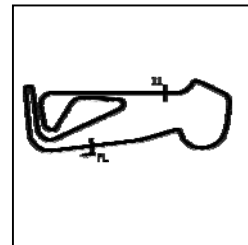
Weather / Track : Cloudy / Damp

Snetterton 300
Circuit Length = 2.9689 miles
Start: 16:37 Flag 16:46 End: 16:49

BMCRC - MRO Championships 2019 - Rnd 5 @ Snetterton

L&W Contractors BMCRC Rookie 1000 & Rookie 600

RACE 12 - SECTOR ANALYSIS



SECTOR 1 = FL to I1, SECTOR 2 = I1 to FL, DIFF = Difference To Personal Best Lap, P = Crossed Finish Line in Pit Lane, D = Time Disallowed

P15 94 600 Luke HOLLIS		Kawasaki- Team Hollis Racing -				
IDEAL LAP TIME : 2:20.070		BEST LAP TIME : 2:20.430		DIFFERENCE : 0.360		
LAP	SECTOR 1	SECTOR 2	LAP TIME	MPH	DIFF	TIME OF DAY
1 -		48.271	3:28.635	51.22	1:08.205	16:41:26.345
2 -	1:32.905	48.485	2:21.390 (3)	75.59	0.960	16:43:47.735
3 -	1:32.436	48.174	2:20.610 (2)	76.01	0.180	16:46:08.345
4 -	1:31.896	48.534	2:20.430 (1)	76.10		16:48:28.775

P16 170 600 Paul MILLS		Yamaha -				
IDEAL LAP TIME : 2:25.981		BEST LAP TIME : 2:25.981		DIFFERENCE : 0.000		
LAP	SECTOR 1	SECTOR 2	LAP TIME	MPH	DIFF	TIME OF DAY
1 -		51.924	3:36.249	49.42	1:10.268	16:41:33.959
2 -	1:36.789	52.295	2:29.084 (3)	71.69	3.103	16:44:03.043
3 -	1:36.032	50.528	2:26.560 (2)	72.92	0.579	16:46:29.603
4 -	1:35.713	50.268	2:25.981 (1)	73.21		16:48:55.584

P17 116 600 Jack BENNETT		Yamaha - Properly Protected				
IDEAL LAP TIME : 2:25.193		BEST LAP TIME : 2:25.528		DIFFERENCE : 0.335		
LAP	SECTOR 1	SECTOR 2	LAP TIME	MPH	DIFF	TIME OF DAY
1 -		50.267	3:39.369	48.72	1:13.841	16:41:37.079
2 -	1:37.207	49.453	2:26.660 (2)	72.87	1.132	16:44:03.739
3 -	1:36.017	54.760	2:30.777 (3)	70.88	5.249	16:46:34.516
4 -	1:35.740	49.788	2:25.528 (1)	73.44		16:49:00.044

P18 624 600 Matthew FEDRICK (R)		Yamaha - Matthew Fedrick farriers ltd				
IDEAL LAP TIME : 2:35.950		BEST LAP TIME : 2:36.075		DIFFERENCE : 0.125		
LAP	SECTOR 1	SECTOR 2	LAP TIME	MPH	DIFF	TIME OF DAY
1 -		53.378	3:46.079	47.27	1:10.004	16:41:43.789
2 -	1:46.254	53.733	2:39.987 (2)	66.80	3.912	16:44:23.776
3 -	1:42.572	53.503	2:36.075 (1)	68.48		16:46:59.851

P19 96 600 Giovanni BELIOSSI		Honda - ASR Accident Storage Recovery				
IDEAL LAP TIME : 2:36.567		BEST LAP TIME : 2:36.567		DIFFERENCE : 0.000		
LAP	SECTOR 1	SECTOR 2	LAP TIME	MPH	DIFF	TIME OF DAY
1 -		53.854	3:45.425	47.41	1:08.858	16:41:43.135
2 -	1:46.269	53.960	2:40.229 (2)	66.70	3.662	16:44:23.364
3 -	1:43.146	53.421	2:36.567 (1)	68.26		16:46:59.931

Weather / Track : Cloudy / Damp

Snetterton 300
Circuit Length = 2.9689 miles
Start: 16:37 Flag 16:46 End: 16:49

BMCRC - MRO Championships 2019 - Rnd 5 @ Snetterton

L&W Contractors BMCRC Rookie 1000 & Rookie 600

RACE 12 - BEST SECTORS

SECTOR 1			SECTOR 2			IDEAL / BEST COMPARISON						
POS	NO	NAME	TIME	NO	NAME	TIME	POS	NO	NAME	IDEAL	BEST	DIFF
									PERFECT LAP	2:08.505		
1	19	DYER	1:25.023	19	DYER	43.482	1	19	DYER	2:08.505	2:10.102	1.597
2	144	WILLIAMS	1:26.732	9	DIXON	44.260	2	144	WILLIAMS	2:11.075	2:11.881	0.806
3	9	DIXON	1:27.005	144	WILLIAMS	44.343	3	9	DIXON	2:11.265	2:11.663	0.398
4	421	TINSLEY	1:27.391	71	JENKINS	44.624	4	421	TINSLEY	2:12.048	2:12.048	0.000
5	71	JENKINS	1:27.904	421	TINSLEY	44.657	5	71	JENKINS	2:12.528	2:12.528	0.000
6	288	REYNOLDS	1:28.758	168	SUGDEN	44.928	6	288	REYNOLDS	2:14.328	2:14.328	0.000
7	12	BLOCH	1:28.890	12	BLOCH	45.482	7	12	BLOCH	2:14.372	2:14.372	0.000
8	16	VAUGHAN	1:29.223	91	CHERRETT	45.490	8	16	VAUGHAN	2:14.763	2:15.393	0.630
9	221	VENN	1:29.256	16	VAUGHAN	45.540	9	221	VENN	2:15.245	2:15.920	0.675
10	168	SUGDEN	1:31.261	288	REYNOLDS	45.570	10	168	SUGDEN	2:16.189	2:17.716	1.527
11	91	CHERRETT	1:31.325	221	VENN	45.989	11	91	CHERRETT	2:16.815	2:16.815	0.000
12	94	HOLLIS	1:31.896	84	GUNERGUN	46.340	12	84	GUNERGUN	2:18.854	2:19.626	0.772
13	84	GUNERGUN	1:32.514	128	CLARKE	47.806	13	94	HOLLIS	2:20.070	2:20.430	0.360
14	128	CLARKE	1:34.782	94	HOLLIS	48.174	14	128	CLARKE	2:22.588	2:23.758	1.170
15	170	MILLS	1:35.713	18	WILLSHER	48.544	15	116	BENNETT	2:25.193	2:25.528	0.335
16	116	BENNETT	1:35.740	116	BENNETT	49.453	16	170	MILLS	2:25.981	2:25.981	0.000
17	18	WILLSHER	1:40.268	170	MILLS	50.268	17	18	WILLSHER	2:28.812	2:31.165	2.353
18	624	FEDRICK (R)	1:42.572	624	FEDRICK (R)	53.378	18	624	FEDRICK (R)	2:35.950	2:36.075	0.125
19	96	BELIOSSI	1:43.146	96	BELIOSSI	53.421	19	96	BELIOSSI	2:36.567	2:36.567	0.000

Weather / Track : Cloudy / Damp

Results can be found at www.tsl-timing.com

Snetterton 300

Circuit Length = 2.9689 miles

Start: 16:37 Flag 16:46 End: 16:49

Printed - 16:50 Saturday, 08 June 2019

BMCRC - MRO Championships 2019 - Rnd 5 @ Snetterton

L&W Contractors BMCRC Rookie 1000 & Rookie 600

RACE 3 - GRID (7 Laps)



CONTRACTORS LTD

ROW 10	30	196	Emma PETERSON (R)	29	53	Tim BANWELL (R)	28	5	Ben HARRISON				
ROW 9			2:36.567	27	96	Giovanni BELIOSSI	26	624	Matthew FEDRICK (R)	25	170	Paul MILLS	2:25.981
ROW 8			2:25.528	24	116	Jack BENNETT	23	94	Luke HOLLIS	22	221	Matt VENN	2:15.920
ROW 7			2:15.393	21	16	Tom VAUGHAN	20	12	Cedric BLOCH	19	288	Toby REYNOLDS	2:14.328
ROW 6				18			17			16			
ROW 5				15	62	Paul YOUNGE	14	103	Craig GOFFORD	13	841	Shane YOUNG	
ROW 4				12	707	Stephen OKEEFFE	11	211	Darren GREGORY	10	18	Albert WILLISHER	2:31.165
ROW 3			2:23.758	9	128	Kevin CLARKE	8	84	Tunc GUNERGUN	7	168	Shaun SUGDEN	2:17.716
ROW 2			2:16.815	6	91	Michael CHERRETT	5	71	Seb JENKINS	4	421	Daniel TINSLEY	2:12.048
ROW 1			2:11.881	3	144	Bradley WILLIAMS	2	9	Luke DIXON	1	19	John DYER	2:10.102
													Pole

Snetterton 300
Circuit Length = 2.9689 miles

These results are provisional until the conclusion of any judicial and technical matters.

Clerk Of Course :	Timekeeper :
-------------------	--------------

Results can be found at www.tsl-timing.com

Printed - 16:53 Saturday, 08 June 2019



BMCRC - MRO Championships 2019 - Rnd 5 @ Snetterton

L&W Contractors BMCRC Rookie 1000 & Rookie 600

RACE 3 - CLASSIFICATION



CONTRACTORS LTD

POS	NO	CL	PIC NAME	ENTRY	LAPS	TIME	GAP	DIFF	MPH	BEST	ON
1	9	1000	1 Luke DIXON	Bmw -	7	14:27.196			86.27	2:02.376	5
2	71	1000	2 Seb JENKINS	Yamaha - Advertise your business here!	7	14:28.531	1.335	1.335	86.14	2:02.191	7
3	421	1000	3 Daniel TINSLEY	Yamaha -	7	14:38.743	11.547	10.212	85.14	2:03.087	6
4	19	1000	4 John DYER	Suzuki -	7	14:40.814	13.618	2.071	84.94	2:03.612	2
5	144	1000	5 Bradley WILLIAMS	Yamaha - Bears pool and snooker	7	14:51.317	24.121	10.503	83.93	2:04.804	4
6	128	1000	6 Kevin CLARKE	Suzuki -	7	15:11.807	44.611	20.490	82.05	2:07.430	7
7	168	1000	7 Shaun SUGDEN	Kawasaki -	7	15:12.044	44.848	0.237	82.03	2:04.961	2
8	84	1000	8 Tunc GUNERGUN	Aprilia -	7	15:22.634	55.438	10.590	81.09	2:09.874	7
9	12	600	1 Cedric BLOCH	Kawazaki - Brigit's Group & SDC Performance	7	15:36.865	1:09.669	14.231	79.85	2:05.312	5
10	18	1000	9 Albert WILLISHER	Suzuki - willsher machinery ltd	7	15:42.045	1:14.849	5.180	79.41	2:11.448	5
11	91	1000	10 Michael CHERRETT	Kawasaki - Bournemouth kawasaki racing	7	15:44.602	1:17.406	2.557	79.20	2:12.480	2
12	288	600	2 Toby REYNOLDS	Honda -	7	15:48.783	1:21.587	4.181	78.85	2:07.460	7
13	221	600	3 Matt VENN	Kawasaki -	7	15:52.577	1:25.381	3.794	78.54	2:06.753	7
14	16	600	4 Tom VAUGHAN	Yamaha -	7	15:52.660	1:25.464	0.083	78.53	2:07.045	6
15	841	1000	11 Shane YOUNG	Yamaha -	7	16:17.314	1:50.118	24.654	76.55	2:17.203	6
16	94	600	5 Luke HOLLIS	Kawasaki- Team Hollis Racing -	7	16:23.514	1:56.318	6.200	76.07	2:11.079	6
17	624	600	6 Matthew FEDRICK (R)	Yamaha - Matthew Fedrick farriers ltd	6	14:30.424	1 Lap	1 Lap	73.67	2:15.290	5
18	116	600	7 Jack BENNETT	Yamaha - Properly Protected	6	14:50.490	1 Lap	20.066	72.01	2:17.071	4
19	170	600	8 Paul MILLS	Yamaha -	6	14:51.583	1 Lap	1.093	71.92	2:18.506	5
20	53	600	9 Tim BANWELL (R)	Yamaha -	6	15:23.062	1 Lap	31.479	69.47	2:22.438	6
21	62	1000	12 Paul YOUNGE	-	6	15:40.900	1 Lap	17.838	68.15	2:30.893	5
22	96	600	10 Giovanni BELIOSSI	Honda - ASR Accident Storage Recovery	6	16:05.014	1 Lap	24.114	66.45	2:31.316	6
23	196	600	11 Emma PETERSON (R)	Yamaha - Plus racing gear, Helmet city Chichester,	6	16:05.885	1 Lap	0.871	66.39	2:30.935	2

NOT CLASSIFIED

DNF	211	1000	Darren GREGORY	Kawasaki - Fox HVAC Ltd	1	2:22.786	6 Laps	5 Laps	74.85		
DNF	5	600	Ben HARRISON	Suzuki -	0						

FASTEST LAP

71	1000	Seb JENKINS	Yamaha - Advertise your business here!	7	2:02.191	87.47 mph	140.76 kph
12	600	Cedric BLOCH	Kawazaki - Brigit's Group & SDC Performance	5	2:05.312	85.29 mph	137.26 kph

Class 1000 - 92.5% of Race Speed = 79.79 mph

Class 600 - 92.5% of Race Speed = 73.86 mph

Snetterton 300

Circuit Length = 2.9689 miles

Start: 10:41 Flag 10:56 End: 10:58

Weather / Track : Bright / Dry

These results are provisional until the conclusion of any judicial and technical matters.

Clerk Of Course :	Timekeeper :
-------------------	--------------

Results can be found at www.tsl-timing.com

Printed - 10:58 Sunday, 09 June 2019



BMCRC - MRO Championships 2019 - Rnd 5 @ Snetterton

L&W Contractors BMCRC Rookie 1000 & Rookie 600

RACE 3 - LAP CHART

LAP 1 @ 10:44:07.075		
NO	BEHIND	LAP TIME

9		2:10.642
71	0.790	2:11.432
19	1.708	2:12.350
168	3.471	2:14.113
421	4.236	2:14.878
144	5.055	2:15.697
91	7.008	2:17.650
128	7.514	2:18.156
84	8.493	2:19.135
211	12.144	2:22.786
18	12.208	2:22.850
841	13.895	2:24.537
62	33.687	2:44.329
12	47.750	2:58.392
288	48.722	2:59.364
16	50.189	3:00.831
221	51.000	3:01.642
94	55.316	3:05.958
624	57.901	3:08.543
170	59.399	3:10.041
116	1:06.670	3:17.312
53	1:10.134	3:20.776
96	1:11.130	3:21.772
196	1:14.002	3:24.644

LAP 2 @ 10:46:10.071		
NO	BEHIND	LAP TIME

9		2:02.996
71	0.546	2:02.752
19	2.324	2:03.612
168	5.436	2:04.961
421	6.155	2:04.915
144	7.625	2:05.566
128	15.514	2:10.996
91	16.492	2:12.480
84	17.076	2:11.579
18	24.507	2:15.295
841	28.535	2:17.636
12	51.477	2:06.723
288	54.526	2:08.800
16	57.544	2:10.351
221	57.959	2:09.955
94	1:07.749	2:15.429
62	1:10.107	2:39.416
624	1:11.645	2:16.740
170	1:15.252	2:18.849
116	1:23.900	2:20.226
53	1:33.808	2:26.670
96	1:40.929	2:32.795
196	1:41.941	2:30.935

LAP 3 @ 10:48:12.605		
NO	BEHIND	LAP TIME

9		2:02.534
71	0.528	2:02.516
19	3.947	2:04.157
421	8.101	2:04.480
168	8.888	2:05.986
144	11.065	2:05.974
128	21.839	2:08.859
84	25.226	2:10.684

91	28.542	2:14.584
18	36.472	2:14.499
841	46.765	2:20.764
12	56.178	2:07.235
288	59.774	2:07.782
16	1:04.893	2:09.883
221	1:05.394	2:09.969
94	1:19.700	2:14.485
624	1:26.008	2:16.897
170	1:33.597	2:20.879
116	1:39.256	2:17.890
62	1:45.775	2:38.202
53	1:57.108	2:25.834

LAP 4 @ 10:50:15.213		
NO	BEHIND	LAP TIME

9		2:02.608
71	0.676	2:02.756
19	6.415	2:05.076
96	1 Lap	2:33.392
421	9.232	2:03.739
196	1 Lap	2:33.188
144	13.261	2:04.804
168	23.306	2:17.026
128	27.523	2:08.292
84	32.675	2:10.057
91	39.952	2:14.018
18	45.920	2:12.056
12	59.685	2:06.115
841	1:04.273	2:20.116
288	1:05.072	2:07.906
16	1:11.515	2:09.230
221	1:11.959	2:09.173
94	1:29.365	2:12.273
624	1:40.072	2:16.672
116	1:53.719	2:17.071
170	1:54.551	2:23.562

LAP 5 @ 10:52:17.589		
NO	BEHIND	LAP TIME

9		2:02.376
71	1.323	2:03.023
19	9.602	2:05.563
421	11.254	2:04.398
62	1 Lap	2:35.674
53	1 Lap	2:24.360
144	17.222	2:06.337
168	30.812	2:09.882
128	35.428	2:10.281
96	1 Lap	2:32.990
196	1 Lap	2:32.957
84	40.613	2:10.314
91	53.162	2:15.586
18	54.992	2:11.448
12	1:02.621	2:05.312
288	1:12.644	2:09.948
16	1:17.229	2:08.090
221	1:17.498	2:07.915
841	1:20.757	2:18.860
94	1:38.852	2:11.863
624	1:52.986	2:15.290

LAP 6 @ 10:54:20.908		
NO	BEHIND	LAP TIME

9		2:03.319
71	1.865	2:03.861
116	1 Lap	2:18.708
170	1 Lap	2:18.506
421	11.022	2:03.087
19	11.267	2:04.984
144	20.994	2:07.091
168	35.979	2:08.486
53	1 Lap	2:22.984
128	39.902	2:07.793
62	1 Lap	2:30.893
84	48.285	2:10.991
91	1:05.482	2:15.639
18	1:05.829	2:14.156
12	1:05.994	2:06.692
96	1 Lap	2:32.749
196	1 Lap	2:32.236
288	1:16.848	2:07.523
16	1:20.955	2:07.045
221	1:21.349	2:07.170
841	1:34.641	2:17.203
94	1:46.612	2:11.079

LAP 7 @ 10:56:23.629		
NO	BEHIND	LAP TIME

9		2:02.721
71	1.335	2:02.191
624	1 Lap	2:16.282
421	11.547	2:03.246
19	13.618	2:05.072
116	1 Lap	2:19.283
144	24.121	2:05.848
170	1 Lap	2:19.746
128	44.611	2:07.430
168	44.848	2:11.590
84	55.438	2:09.874
53	1 Lap	2:22.438
12	1:09.669	2:06.396
62	1 Lap	2:32.386
18	1:14.849	2:11.741
91	1:17.406	2:14.645
288	1:21.587	2:07.460
221	1:25.381	2:06.753
16	1:25.464	2:07.230
96	1 Lap	2:31.316
196	1 Lap	2:31.925
841	1:50.118	2:18.198
94	1:56.318	2:12.427

Weather / Track : Bright / Dry

Results can be found at www.tsl-timing.com

Snetterton 300

Circuit Length = 2.9689 miles

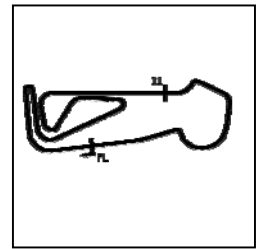
Start: 10:41 Flag 10:56 End: 10:58

Printed - 10:59 Sunday, 09 June 2019

BMCRC - MRO Championships 2019 - Rnd 5 @ Snetterton

L&W Contractors BMCRC Rookie 1000 & Rookie 600

RACE 3 - SECTOR ANALYSIS



SECTOR 1 = FL to I1, SECTOR 2 = I1 to FL, DIFF = Difference To Personal Best Lap, P = Crossed Finish Line in Pit Lane, D = Time Disallowed

P1 9 1000 Luke DIXON		Bmw -				
IDEAL LAP TIME : 2:01.603		BEST LAP TIME : 2:02.376		DIFFERENCE : 0.773		
LAP	SECTOR 1	SECTOR 2	LAP TIME	MPH	DIFF	TIME OF DAY
1 -		41.902	2:10.642	81.81	8.266	10:44:07.075
2 -	1:21.644	41.352	2:02.996	86.89	0.620	10:46:10.071
3 -	1:21.257	41.277	2:02.534 (2)	87.22	0.158	10:48:12.605
4 -	1:20.627	41.981	2:02.608 (3)	87.17	0.232	10:50:15.213
5 -	1:21.400	40.976	2:02.376 (1)	87.33		10:52:17.589
6 -	1:21.646	41.673	2:03.319	86.67	0.943	10:54:20.908
7 -	1:21.204	41.517	2:02.721	87.09	0.345	10:56:23.629

P2 71 1000 Seb JENKINS		Yamaha - Advertise your business here!				
IDEAL LAP TIME : 2:02.098		BEST LAP TIME : 2:02.191		DIFFERENCE : 0.093		
LAP	SECTOR 1	SECTOR 2	LAP TIME	MPH	DIFF	TIME OF DAY
1 -		41.475	2:11.432	81.32	9.241	10:44:07.865
2 -	1:21.623	41.129	2:02.752 (3)	87.07	0.561	10:46:10.617
3 -	1:21.644	40.872	2:02.516 (2)	87.23	0.325	10:48:13.133
4 -	1:21.378	41.378	2:02.756	87.06	0.565	10:50:15.889
5 -	1:21.806	41.217	2:03.023	86.87	0.832	10:52:18.912
6 -	1:22.304	41.557	2:03.861	86.29	1.670	10:54:22.773
7 -	1:21.471	40.720	2:02.191 (1)	87.47		10:56:24.964

P3 421 1000 Daniel TINSLEY		Yamaha -				
IDEAL LAP TIME : 2:02.448		BEST LAP TIME : 2:03.087		DIFFERENCE : 0.639		
LAP	SECTOR 1	SECTOR 2	LAP TIME	MPH	DIFF	TIME OF DAY
1 -		42.628	2:14.878	79.24	11.791	10:44:11.311
2 -	1:22.856	42.059	2:04.915	85.56	1.828	10:46:16.226
3 -	1:22.247	42.233	2:04.480	85.86	1.393	10:48:20.706
4 -	1:21.693	42.046	2:03.739 (3)	86.37	0.652	10:50:24.445
5 -	1:21.914	42.484	2:04.398	85.91	1.311	10:52:28.843
6 -	1:21.019	42.068	2:03.087 (1)	86.83		10:54:31.930
7 -	1:21.817	41.429	2:03.246 (2)	86.72	0.159	10:56:35.176

P4 19 1000 John DYER		Suzuki -				
IDEAL LAP TIME : 2:03.590		BEST LAP TIME : 2:03.612		DIFFERENCE : 0.022		
LAP	SECTOR 1	SECTOR 2	LAP TIME	MPH	DIFF	TIME OF DAY
1 -		41.914	2:12.350	80.75	8.738	10:44:08.783
2 -	1:22.292	41.320	2:03.612 (1)	86.46		10:46:12.395
3 -	1:22.615	41.542	2:04.157 (2)	86.08	0.545	10:48:16.552
4 -	1:22.838	42.238	2:05.076	85.45	1.464	10:50:21.628
5 -	1:22.901	42.662	2:05.563	85.12	1.951	10:52:27.191
6 -	1:22.493	42.491	2:04.984 (3)	85.51	1.372	10:54:32.175
7 -	1:23.774	41.298	2:05.072	85.45	1.460	10:56:37.247

P5 144 1000 Bradley WILLIAMS		Yamaha - Bears pool and snooker				
IDEAL LAP TIME : 2:04.477		BEST LAP TIME : 2:04.804		DIFFERENCE : 0.327		
LAP	SECTOR 1	SECTOR 2	LAP TIME	MPH	DIFF	TIME OF DAY
1 -		43.247	2:15.697	78.76	10.893	10:44:12.130
2 -	1:23.187	42.379	2:05.566 (2)	85.11	0.762	10:46:17.696
3 -	1:23.359	42.615	2:05.974	84.84	1.170	10:48:23.670
4 -	1:22.780	42.024	2:04.804 (1)	85.63		10:50:28.474
5 -	1:24.009	42.328	2:06.337	84.59	1.533	10:52:34.811
6 -	1:24.609	42.482	2:07.091	84.09	2.287	10:54:41.902
7 -	1:22.453	43.395	2:05.848 (3)	84.92	1.044	10:56:47.750

P6 128 1000 Kevin CLARKE		Suzuki -				
IDEAL LAP TIME : 2:07.062		BEST LAP TIME : 2:07.430		DIFFERENCE : 0.368		
LAP	SECTOR 1	SECTOR 2	LAP TIME	MPH	DIFF	TIME OF DAY
1 -						
2 -						
3 -						
4 -						
5 -						
6 -						
7 -						

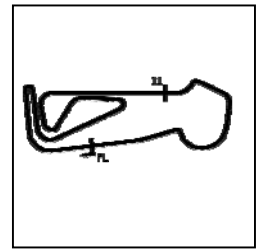
Weather / Track : Bright / Dry

Snetterton 300
Circuit Length = 2.9689 miles
Start: 10:41 Flag 10:56 End: 10:58

BMCRC - MRO Championships 2019 - Rnd 5 @ Snetterton

L&W Contractors BMCRC Rookie 1000 & Rookie 600

RACE 3 - SECTOR ANALYSIS



SECTOR 1 = FL to I1, SECTOR 2 = I1 to FL, DIFF = Difference To Personal Best Lap, P = Crossed Finish Line in Pit Lane, D = Time Disallowed

1 -		43.947	2:18.156	77.36	10.726	10:44:14.589
2 -	1:27.658	43.338	2:10.996	81.59	3.566	10:46:25.585
3 -	1:25.780	43.079	2:08.859	82.94	1.429	10:48:34.444
4 -	1:25.496	42.796	2:08.292 (3)	83.31	0.862	10:50:42.736
5 -	1:24.768	45.513	2:10.281	82.03	2.851	10:52:53.017
6 -	1:25.162	42.631	2:07.793 (2)	83.63	0.363	10:55:00.810
7 -	1:25.136	42.294	2:07.430 (1)	83.87		10:57:08.240

P7 168 1000 Shaun SUGDEN			Kawasaki -			
IDEAL LAP TIME :		BEST LAP TIME : 2:04.961	DIFFERENCE :			
LAP	SECTOR 1	SECTOR 2	LAP TIME	MPH	DIFF	TIME OF DAY

1 -			2:14.113	79.69	9.152	10:44:10.546
2 -			2:04.961 (1)	85.53		10:46:15.507
3 -			2:05.986 (2)	84.83	1.025	10:48:21.493
4 -			2:17.026	78.00	12.065	10:50:38.519
5 -			2:09.882	82.29	4.921	10:52:48.401
6 -			2:08.486 (3)	83.18	3.525	10:54:56.887
7 -			2:11.590	81.22	6.629	10:57:08.477

P8 84 1000 Tunc GUNERGUN			Aprilia -			
IDEAL LAP TIME : 2:09.734		BEST LAP TIME : 2:09.874	DIFFERENCE : 0.140			
LAP	SECTOR 1	SECTOR 2	LAP TIME	MPH	DIFF	TIME OF DAY

1 -		43.883	2:19.135	76.81	9.261	10:44:15.568
2 -	1:27.420	44.159	2:11.579	81.22	1.705	10:46:27.147
3 -	1:26.843	43.841	2:10.684	81.78	0.810	10:48:37.831
4 -	1:26.583	43.474	2:10.057 (2)	82.17	0.183	10:50:47.888
5 -	1:26.598	43.716	2:10.314 (3)	82.01	0.440	10:52:58.202
6 -	1:27.389	43.602	2:10.991	81.59	1.117	10:55:09.193
7 -	1:26.723	43.151	2:09.874 (1)	82.29		10:57:19.067

P9 12 600 Cedric BLOCH			Kawasaki - Brigit's Group & SDC Performance			
IDEAL LAP TIME : 2:04.778		BEST LAP TIME : 2:05.312	DIFFERENCE : 0.534			
LAP	SECTOR 1	SECTOR 2	LAP TIME	MPH	DIFF	TIME OF DAY

1 -		42.000	2:58.392	59.91	53.080	10:44:54.825
2 -	1:24.445	42.278	2:06.723	84.34	1.411	10:47:01.548
3 -	1:24.581	42.654	2:07.235	84.00	1.923	10:49:08.783
4 -	1:23.772	42.343	2:06.115 (2)	84.74	0.803	10:51:14.898
5 -	1:22.778	42.534	2:05.312 (1)	85.29		10:53:20.210
6 -	1:23.849	42.843	2:06.692	84.36	1.380	10:55:26.902
7 -	1:23.780	42.616	2:06.396 (3)	84.56	1.084	10:57:33.298

P10 18 1000 Albert WILLISHER			Suzuki - willsher machinery ltd			
IDEAL LAP TIME : 2:11.113		BEST LAP TIME : 2:11.448	DIFFERENCE : 0.335			
LAP	SECTOR 1	SECTOR 2	LAP TIME	MPH	DIFF	TIME OF DAY

1 -		45.986	2:22.850	74.82	11.402	10:44:19.283
2 -	1:28.648	46.647	2:15.295	78.99	3.847	10:46:34.578
3 -	1:28.700	45.799	2:14.499	79.46	3.051	10:48:49.077
4 -	1:27.317	44.739	2:12.056 (3)	80.93	0.608	10:51:01.133
5 -	1:26.737	44.711	2:11.448 (1)	81.31		10:53:12.581
6 -	1:27.281	46.875	2:14.156	79.66	2.708	10:55:26.737
7 -	1:27.365	44.376	2:11.741 (2)	81.12	0.293	10:57:38.478

P11 91 1000 Michael CHERRETT			Kawasaki - Bournemouth kawasaki racing			
IDEAL LAP TIME : 2:11.614		BEST LAP TIME : 2:12.480	DIFFERENCE : 0.866			
LAP	SECTOR 1	SECTOR 2	LAP TIME	MPH	DIFF	TIME OF DAY

1 -		43.938	2:17.650	77.64	5.170	10:44:14.083
2 -	1:27.676	44.804	2:12.480 (1)	80.67		10:46:26.563
3 -	1:29.860	44.724	2:14.584 (3)	79.41	2.104	10:48:41.147
4 -	1:29.100	44.918	2:14.018 (2)	79.75	1.538	10:50:55.165

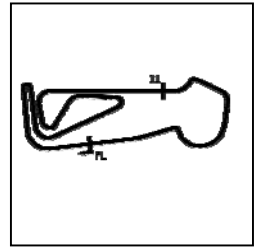
Weather / Track : Bright / Dry

Snetterton 300
Circuit Length = 2.9689 miles
Start: 10:41 Flag 10:56 End: 10:58

BMCRC - MRO Championships 2019 - Rnd 5 @ Snetterton

L&W Contractors BMCRC Rookie 1000 & Rookie 600

RACE 3 - SECTOR ANALYSIS



SECTOR 1 = FL to I1, SECTOR 2 = I1 to FL, DIFF = Difference To Personal Best Lap, P = Crossed Finish Line in Pit Lane, D = Time Disallowed

5 -	1:29.840	45.746	2:15.586	78.82	3.106	10:53:10.751
6 -	1:28.503	47.136	2:15.639	78.79	3.159	10:55:26.390
7 -	1:29.294	45.351	2:14.645	79.37	2.165	10:57:41.035

P12 288 600 Toby REYNOLDS			Honda -			
IDEAL LAP TIME : 2:07.053		BEST LAP TIME : 2:07.460	DIFFERENCE : 0.407			
LAP	SECTOR 1	SECTOR 2	LAP TIME	MPH	DIFF	TIME OF DAY
1 -		42.929	2:59.364	59.58	51.904	10:44:55.797
2 -	1:25.513	43.287	2:08.800	82.98	1.340	10:47:04.597
3 -	1:24.748	43.034	2:07.782 (3)	83.64	0.322	10:49:12.379
4 -	1:24.958	42.948	2:07.906	83.56	0.446	10:51:20.285
5 -	1:26.448	43.500	2:09.948	82.24	2.488	10:53:30.233
6 -	1:24.614	42.909	2:07.523 (2)	83.81	0.063	10:55:37.756
7 -	1:25.021	42.439	2:07.460 (1)	83.85		10:57:45.216

P13 221 600 Matt VENN			Kawasaki -			
IDEAL LAP TIME : 2:06.689		BEST LAP TIME : 2:06.753	DIFFERENCE : 0.064			
LAP	SECTOR 1	SECTOR 2	LAP TIME	MPH	DIFF	TIME OF DAY
1 -		43.742	3:01.642	58.84	54.889	10:44:58.075
2 -	1:26.016	43.939	2:09.955	82.24	3.202	10:47:08.030
3 -	1:26.215	43.754	2:09.969	82.23	3.216	10:49:17.999
4 -	1:25.564	43.609	2:09.173	82.74	2.420	10:51:27.172
5 -	1:24.772	43.143	2:07.915 (3)	83.55	1.162	10:53:35.087
6 -	1:24.491	42.679	2:07.170 (2)	84.04	0.417	10:55:42.257
7 -	1:24.555	42.198	2:06.753 (1)	84.32		10:57:49.010

P14 16 600 Tom VAUGHAN			Yamaha -			
IDEAL LAP TIME : 2:07.028		BEST LAP TIME : 2:07.045	DIFFERENCE : 0.017			
LAP	SECTOR 1	SECTOR 2	LAP TIME	MPH	DIFF	TIME OF DAY
1 -		43.413	3:00.831	59.10	53.786	10:44:57.264
2 -	1:26.535	43.816	2:10.351	81.99	3.306	10:47:07.615
3 -	1:26.487	43.396	2:09.883	82.29	2.838	10:49:17.498
4 -	1:25.757	43.473	2:09.230	82.70	2.185	10:51:26.728
5 -	1:24.976	43.114	2:08.090 (3)	83.44	1.045	10:53:34.818
6 -	1:24.377	42.668	2:07.045 (1)	84.12		10:55:41.863
7 -	1:24.579	42.651	2:07.230 (2)	84.00	0.185	10:57:49.093

P15 841 1000 Shane YOUNG			Yamaha -			
IDEAL LAP TIME : 2:16.726		BEST LAP TIME : 2:17.203	DIFFERENCE : 0.477			
LAP	SECTOR 1	SECTOR 2	LAP TIME	MPH	DIFF	TIME OF DAY
1 -		45.728	2:24.537	73.94	7.334	10:44:20.970
2 -	1:30.998	46.638	2:17.636 (2)	77.65	0.433	10:46:38.606
3 -	1:34.157	46.607	2:20.764	75.92	3.561	10:48:59.370
4 -	1:33.477	46.639	2:20.116	76.28	2.913	10:51:19.486
5 -	1:32.299	46.561	2:18.860	76.97	1.657	10:53:38.346
6 -	1:31.390	45.813	2:17.203 (1)	77.89		10:55:55.549
7 -	1:32.081	46.117	2:18.198 (3)	77.33	0.995	10:58:13.747

P16 94 600 Luke HOLLIS			Kawasaki- Team Hollis Racing -			
IDEAL LAP TIME : 2:11.079		BEST LAP TIME : 2:11.079	DIFFERENCE : 0.000			
LAP	SECTOR 1	SECTOR 2	LAP TIME	MPH	DIFF	TIME OF DAY
1 -		45.775	3:05.958	57.47	54.879	10:45:02.391
2 -	1:29.363	46.066	2:15.429	78.92	4.350	10:47:17.820
3 -	1:29.312	45.173	2:14.485	79.47	3.406	10:49:32.305
4 -	1:27.716	44.557	2:12.273 (3)	80.80	1.194	10:51:44.578
5 -	1:27.366	44.497	2:11.863 (2)	81.05	0.784	10:53:56.441
6 -	1:26.795	44.284	2:11.079 (1)	81.53		10:56:07.520
7 -	1:27.310	45.117	2:12.427	80.70	1.348	10:58:19.947

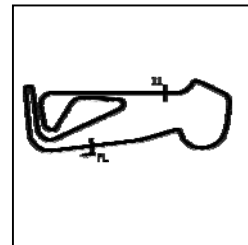
Weather / Track : Bright / Dry

Snetterton 300
Circuit Length = 2.9689 miles
Start: 10:41 Flag 10:56 End: 10:58

BMCRC - MRO Championships 2019 - Rnd 5 @ Snetterton

L&W Contractors BMCRC Rookie 1000 & Rookie 600

RACE 3 - SECTOR ANALYSIS



SECTOR 1 = FL to I1, SECTOR 2 = I1 to FL, DIFF = Difference To Personal Best Lap, P = Crossed Finish Line in Pit Lane, D = Time Disallowed

P17 624 600		Matthew FEDRICK (R)		Yamaha - Matthew Fedrick farriers ltd		
IDEAL LAP TIME : 2:14.991		BEST LAP TIME : 2:15.290		DIFFERENCE : 0.299		
LAP	SECTOR 1	SECTOR 2	LAP TIME	MPH	DIFF	TIME OF DAY
1 -		46.222	3:08.543	56.68	53.253	10:45:04.976
2 -	1:30.559	46.181	2:16.740	78.16	1.450	10:47:21.716
3 -	1:30.539	46.358	2:16.897	78.07	1.607	10:49:38.613
4 -	1:30.717	45.955	2:16.672 (3)	78.20	1.382	10:51:55.285
5 -	1:29.677	45.613	2:15.290 (1)	79.00		10:54:10.575
6 -	1:29.378	46.904	2:16.282 (2)	78.42	0.992	10:56:26.857

P18 116 600		Jack BENNETT		Yamaha - Properly Protected		
IDEAL LAP TIME : 2:16.509		BEST LAP TIME : 2:17.071		DIFFERENCE : 0.562		
LAP	SECTOR 1	SECTOR 2	LAP TIME	MPH	DIFF	TIME OF DAY
1 -		48.182	3:17.312	54.16	1:00.241	10:45:13.745
2 -	1:33.213	47.013	2:20.226	76.22	3.155	10:47:33.971
3 -	1:31.502	46.388	2:17.890 (2)	77.51	0.819	10:49:51.861
4 -	1:30.139	46.932	2:17.071 (1)	77.97		10:52:08.932
5 -	1:31.287	47.421	2:18.708 (3)	77.05	1.637	10:54:27.640
6 -	1:32.913	46.370	2:19.283	76.73	2.212	10:56:46.923

P19 170 600		Paul MILLS		Yamaha -		
IDEAL LAP TIME : 2:17.673		BEST LAP TIME : 2:18.506		DIFFERENCE : 0.833		
LAP	SECTOR 1	SECTOR 2	LAP TIME	MPH	DIFF	TIME OF DAY
1 -		47.360	3:10.041	56.24	51.535	10:45:06.474
2 -	1:31.114	47.735	2:18.849 (2)	76.97	0.343	10:47:25.323
3 -	1:31.373	49.506	2:20.879	75.86	2.373	10:49:46.202
4 -	1:34.284	49.278	2:23.562	74.44	5.056	10:52:09.764
5 -	1:31.947	46.559	2:18.506 (1)	77.16		10:54:28.270
6 -	1:33.065	46.681	2:19.746 (3)	76.48	1.240	10:56:48.016

P20 53 600		Tim BANWELL (R)		Yamaha -		
IDEAL LAP TIME : 2:22.438		BEST LAP TIME : 2:22.438		DIFFERENCE : 0.000		
LAP	SECTOR 1	SECTOR 2	LAP TIME	MPH	DIFF	TIME OF DAY
1 -		49.353	3:20.776	53.23	58.338	10:45:17.209
2 -	1:36.790	49.880	2:26.670	72.87	4.232	10:47:43.879
3 -	1:36.416	49.418	2:25.834	73.28	3.396	10:50:09.713
4 -	1:34.945	49.415	2:24.360 (3)	74.03	1.922	10:52:34.073
5 -	1:34.528	48.456	2:22.984 (2)	74.75	0.546	10:54:57.057
6 -	1:34.252	48.186	2:22.438 (1)	75.03		10:57:19.495

P21 62 1000		Paul YOUNGE		-		
IDEAL LAP TIME : 2:30.893		BEST LAP TIME : 2:30.893		DIFFERENCE : 0.000		
LAP	SECTOR 1	SECTOR 2	LAP TIME	MPH	DIFF	TIME OF DAY
1 -		54.262	2:44.329	65.04	13.436	10:44:40.762
2 -	1:46.261	53.155	2:39.416	67.04	8.523	10:47:20.178
3 -	1:44.355	53.847	2:38.202	67.55	7.309	10:49:58.380
4 -	1:43.647	52.027	2:35.674 (3)	68.65	4.781	10:52:34.054
5 -	1:39.778	51.115	2:30.893 (1)	70.83		10:55:04.947
6 -	1:40.914	51.472	2:32.386 (2)	70.13	1.493	10:57:37.333

P22 96 600		Giovanni BELIOSSI		Honda - ASR Accident Storage Recovery		
IDEAL LAP TIME : 2:30.797		BEST LAP TIME : 2:31.316		DIFFERENCE : 0.519		
LAP	SECTOR 1	SECTOR 2	LAP TIME	MPH	DIFF	TIME OF DAY
1 -		50.581	3:21.772	52.97	50.456	10:45:18.205
2 -	1:40.216	52.579	2:32.795 (3)	69.95	1.479	10:47:51.000
3 -	1:41.138	52.254	2:33.392	69.67	2.076	10:50:24.392
4 -	1:41.674	51.316	2:32.990	69.86	1.674	10:52:57.382
5 -	1:40.770	51.979	2:32.749 (2)	69.97	1.433	10:55:30.131

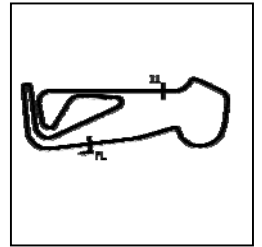
Weather / Track : Bright / Dry

Snetterton 300
Circuit Length = 2.9689 miles
Start: 10:41 Flag 10:56 End: 10:58

BMCRC - MRO Championships 2019 - Rnd 5 @ Snetterton

L&W Contractors BMCRC Rookie 1000 & Rookie 600

RACE 3 - SECTOR ANALYSIS



SECTOR 1 = FL to I1, SECTOR 2 = I1 to FL, DIFF = Difference To Personal Best Lap, P = Crossed Finish Line in Pit Lane, D = Time Disallowed

6 - 1:40.472 50.844 **2:31.316 (1) 70.63** **10:58:01.447**

P23 196 600 Emma PETERSON (R)			Yamaha - Plus racing gear, Helmet city Chichester, WG Tyres B			
IDEAL LAP TIME : 2:29.231		BEST LAP TIME : 2:30.935		DIFFERENCE : 1.704		
LAP	SECTOR 1	SECTOR 2	LAP TIME	MPH	DIFF	TIME OF DAY
1 -		50.904	3:24.644	52.22	53.709	10:45:21.077
2 -	1:38.831	52.104	2:30.935 (1)	70.81		10:47:52.012
3 -	1:41.375	51.813	2:33.188	69.77	2.253	10:50:25.200
4 -	1:41.285	51.672	2:32.957	69.87	2.022	10:52:58.157
5 -	1:41.062	51.174	2:32.236 (3)	70.20	1.301	10:55:30.393
6 -	1:41.525	50.400	2:31.925 (2)	70.35	0.990	10:58:02.318

P24 211 1000 Darren GREGORY			Kawasaki - Fox HVAC Ltd			
IDEAL LAP TIME : 2:16.780		BEST LAP TIME :		DIFFERENCE :		
LAP	SECTOR 1	SECTOR 2	LAP TIME	MPH	DIFF	TIME OF DAY
1 -		45.413	2:22.786	74.85		10:44:19.219

BMCRC - MRO Championships 2019 - Rnd 5 @ Snetterton

L&W Contractors BMCRC Rookie 1000 & Rookie 600

RACE 3 - BEST SECTORS

SECTOR 1			SECTOR 2			IDEAL / BEST COMPARISON						
POS	NO	NAME	TIME	NO	NAME	TIME	POS	NO	NAME	IDEAL	BEST	DIFF
									PERFECT LAP	2:01.347		
1	9	DIXON	1:20.627	71	JENKINS	40.720	1	9	DIXON	2:01.603	2:02.376	0.773
2	421	TINSLEY	1:21.019	9	DIXON	40.976	2	71	JENKINS	2:02.098	2:02.191	0.093
3	71	JENKINS	1:21.378	19	DYER	41.298	3	421	TINSLEY	2:02.448	2:03.087	0.639
4	19	DYER	1:22.292	421	TINSLEY	41.429	4	19	DYER	2:03.590	2:03.612	0.022
5	144	WILLIAMS	1:22.453	12	BLOCH	42.000	5	144	WILLIAMS	2:04.477	2:04.804	0.327
6	12	BLOCH	1:22.778	144	WILLIAMS	42.024	6	12	BLOCH	2:04.778	2:05.312	0.534
7	16	VAUGHAN	1:24.377	221	VENN	42.198	7	221	VENN	2:06.689	2:06.753	0.064
8	221	VENN	1:24.491	128	CLARKE	42.294	8	16	VAUGHAN	2:07.028	2:07.045	0.017
9	288	REYNOLDS	1:24.614	288	REYNOLDS	42.439	9	288	REYNOLDS	2:07.053	2:07.460	0.407
10	128	CLARKE	1:24.768	16	VAUGHAN	42.651	10	128	CLARKE	2:07.062	2:07.430	0.368
11	84	GUNERGUN	1:26.583	84	GUNERGUN	43.151	11	84	GUNERGUN	2:09.734	2:09.874	0.140
12	18	WILLSHER	1:26.737	91	CHERRETT	43.938	12	94	HOLLIS	2:11.079	2:11.079	0.000
13	94	HOLLIS	1:26.795	94	HOLLIS	44.284	13	18	WILLSHER	2:11.113	2:11.448	0.335
14	91	CHERRETT	1:27.676	18	WILLSHER	44.376	14	91	CHERRETT	2:11.614	2:12.480	0.866
15	624	FEDRICK (R)	1:29.378	211	GREGORY	45.413	15	624	FEDRICK (R)	2:14.991	2:15.290	0.299
16	116	BENNETT	1:30.139	624	FEDRICK (R)	45.613	16	116	BENNETT	2:16.509	2:17.071	0.562
17	841	YOUNG	1:30.998	841	YOUNG	45.728	17	841	YOUNG	2:16.726	2:17.203	0.477
18	170	MILLS	1:31.114	116	BENNETT	46.370	18	211	GREGORY	2:16.780		
19	211	GREGORY	1:31.367	170	MILLS	46.559	19	170	MILLS	2:17.673	2:18.506	0.833
20	53	BANWELL (R)	1:34.252	53	BANWELL (R)	48.186	20	53	BANWELL (R)	2:22.438	2:22.438	0.000
21	196	PETERSON (R)	1:38.831	196	PETERSON (R)	50.400	21	196	PETERSON (R)	2:29.231	2:30.935	1.704
22	62	YOUNGE	1:39.778	96	BELIOSSI	50.581	22	96	BELIOSSI	2:30.797	2:31.316	0.519
23	96	BELIOSSI	1:40.216	62	YOUNGE	51.115	23	62	YOUNGE	2:30.893	2:30.893	0.000
24							24	168	SUGDEN		2:04.961	
25												

Weather / Track : Bright / Dry

Results can be found at www.tsl-timing.com

Snetterton 300

Circuit Length = 2.9689 miles

Start: 10:41 Flag 10:56 End: 10:58

Printed - 10:59 Sunday, 09 June 2019

BMCRC - MRO Championships 2019 - Rnd 5 @ Snetterton

L&W Contractors BMCRC Rookie 1000 & Rookie 600

RACE 12 - GRID (7 Laps)



CONTRACTORS LTD

ROW 10	30	5	Ben HARRISON	2:31.316	29	96	Giovanni BELIOSSI	2:30.935	28	196	Emma PETERSON (R)		
ROW 9		27	53	Tim BANWELL (R)	2:22.438	26	170	Paul MILLS	2:18.506	25	116	Jack BENNETT	
ROW 8		24	624	Matthew FEDRICK (R)	2:15.290	23	94	Luke HOLLIS	2:11.079	22	288	Toby REYNOLDS	
ROW 7			21	16	Tom VAUGHAN	2:07.045	20	221	Matt VENN	2:06.753	19	12	Cedric BLOCH
ROW 6		18				17				16			
ROW 5			15	103	Craig GOFFORD		14	707	Stephen OKEEFFE		13	211	Darren GREGORY
ROW 4		12	62	Paul YOUNGE	2:30.893	11	841	Shane YOUNG	2:17.203	10	91	Michael CHERRETT	
ROW 3			9	18	Albert WILLISHER	2:11.448	8	84	Tunc GUNERGUN	2:09.874	7	128	Kevin CLARKE
ROW 2		6	168	Shaun SUGDEN	2:04.961	5	144	Bradley WILLIAMS	2:04.804	4	19	John DYER	
ROW 1			3	421	Daniel TINSLEY	2:03.087	2	9	Luke DIXON	2:02.376	1	71	Seb JENKINS
												Pole	

Snetterton 300
Circuit Length = 2.9689 miles

These results are provisional until the conclusion of any judicial and technical matters.

Clerk Of Course :	Timekeeper :
-------------------	--------------

Results can be found at www.tsl-timing.com

Printed - 11:01 Sunday, 09 June 2019



BMCRC - MRO Championships 2019 - Rnd 5 @ Snetterton

L&W Contractors BMCRC Rookie 1000 & Rookie 600

RACE 12 - CLASSIFICATION



CONTRACTORS LTD

POS	NO	CL	PIC NAME	ENTRY	LAPS	TIME	GAP	DIFF	MPH	BEST	ON
1	168	1000	1 Shaun SUGDEN	Kawasaki -	7	14:20.660			86.92	2:00.253	7
2	9	1000	2 Luke DIXON	Bmw -	7	14:21.458	0.798	0.798	86.84	2:01.459	5
3	71	1000	3 Seb JENKINS	Yamaha - Advertise your business here!	7	14:21.687	1.027	0.229	86.82	2:01.211	7
4	144	1000	4 Bradley WILLIAMS	Yamaha - Bears pool and snooker	7	14:39.017	18.357	17.330	85.11	2:03.075	2
5	421	1000	5 Daniel TINSLEY	Yamaha -	7	14:39.049	18.389	0.032	85.11	2:02.837	3
6	19	1000	6 John DYER	Suzuki -	7	14:39.597	18.937	0.548	85.05	2:03.178	5
7	128	1000	7 Kevin CLARKE	Suzuki -	7	15:00.471	39.811	20.874	83.08	2:06.273	6
8	84	1000	8 Tunc GUNERGUN	Aprilia -	7	15:01.312	40.652	0.841	83.00	2:07.165	4
9	12	600	1 Cedric BLOCH	Kawazaki - Brigit's Group & SDC Performance	7	15:30.840	1:10.180	29.528	80.37	2:05.069	4
10	288	600	2 Toby REYNOLDS	Honda -	7	15:39.171	1:18.511	8.331	79.66	2:05.209	7
11	16	600	3 Tom VAUGHAN	Yamaha -	7	15:39.858	1:19.198	0.687	79.60	2:05.517	4
12	18	1000	9 Albert WILLISHER	Suzuki - willsher machinery ltd	7	15:58.674	1:38.014	18.816	78.04	2:13.518	5
13	221	600	4 Matt VENN	Kawasaki -	7	15:59.848	1:39.188	1.174	77.94	2:08.943	3
14	94	600	5 Luke HOLLIS	Kawasaki - Team Hollis Racing -	7	16:29.085	2:08.425	29.237	75.64	2:11.677	6
15	116	600	6 Jack BENNETT	Yamaha - Properly Protected	6	14:30.859	1 Lap	1 Lap	73.63	2:14.501	6
16	5	600	7 Ben HARRISON	Suzuki -	6	14:38.002	1 Lap	7.143	73.03	2:15.172	3
17	624	600	8 Matthew FEDRICK (R)	Yamaha - Matthew Fedrick farriers ltd	6	14:39.254	1 Lap	1.252	72.93	2:15.321	6
18	170	600	9 Paul MILLS	Yamaha -	6	14:39.784	1 Lap	0.530	72.89	2:16.628	3
19	53	600	10 Tim BANWELL (R)	Yamaha -	6	15:01.041	1 Lap	21.257	71.17	2:18.691	5
20	96	600	11 Giovanni BELIOSSI	Honda - ASR Accident Storage Recovery	6	15:50.542	1 Lap	49.501	67.46	2:28.178	5
21	196	600	12 Emma PETERSON (R)	Yamaha - Plus racing gear, Helmet city Chichester,	6	15:58.661	1 Lap	8.119	66.89	2:29.654	4

NOT CLASSIFIED

DNF	62	1000	Paul YOUNGE	-	3	7:45.973	4 Laps	3 Laps	68.81	2:32.369	3
-----	----	------	-------------	---	---	----------	--------	--------	-------	----------	---

FASTEST LAP

168	1000	Shaun SUGDEN	Kawasaki -	7	2:00.253	88.87 mph	143.03 kph
12	600	Cedric BLOCH	Kawazaki - Brigit's Group & SDC Performance	4	2:05.069	85.45 mph	137.53 kph

Class 1000 - 92.5% of Race Speed = 80.40 mph

Class 600 - 92.5% of Race Speed = 74.34 mph

Weather / Track : Cloudy / Dry

These results are provisional until the conclusion of any judicial and technical matters.

Snetterton 300

Circuit Length = 2.9689 miles

Start: 14:37 Flag 14:52 End: 14:54

Clerk Of Course :	Timekeeper :
-------------------	--------------

Results can be found at www.tsl-timing.com

Printed - 14:54 Sunday, 09 June 2019



BMCRC - MRO Championships 2019 - Rnd 5 @ Snetterton

L&W Contractors BMCRC Rookie 1000 & Rookie 600

RACE 12 - LAP CHART

LAP 1 @ 14:40:06.688

NO	BEHIND	LAP TIME
71		2:08.690
9	0.521	2:09.211
168	1.941	2:10.631
144	3.186	2:11.876
421	4.111	2:12.801
19	4.746	2:13.436
84	6.000	2:14.690
128	7.340	2:16.030
18	14.906	2:23.596
62	32.359	2:41.049
12	49.408	2:58.098
16	51.306	2:59.996
221	52.489	3:01.179
288	52.516	3:01.206
94	59.204	3:07.894
170	1:03.980	3:12.670
624	1:04.814	3:13.504
116	1:05.162	3:13.852
5	1:05.945	3:14.635
53	1:07.793	3:16.483
96	1:13.122	3:21.812
196	1:17.873	3:26.563

LAP 2 @ 14:42:08.061

NO	BEHIND	LAP TIME
71		2:01.373
9	0.838	2:01.690
168	2.942	2:02.374
144	4.888	2:03.075
421	6.309	2:03.571
19	10.305	2:06.932
84	12.264	2:07.637
128	14.051	2:08.084
18	28.823	2:15.290
12	53.362	2:05.327
16	58.158	2:08.225
288	58.531	2:07.388
221	1:00.411	2:09.295
62	1:03.541	2:32.555
94	1:11.469	2:13.638
116	1:19.752	2:15.963
170	1:20.412	2:17.805
5	1:22.440	2:17.868
624	1:23.501	2:20.060
53	1:32.867	2:26.447
96	1:43.718	2:31.969
196	1:46.985	2:30.485

LAP 3 @ 14:44:10.256

NO	BEHIND	LAP TIME
71		2:02.195
9	0.530	2:01.887
168	2.866	2:02.119
144	6.263	2:03.570
421	6.951	2:02.837
19	11.988	2:03.878
84	18.315	2:08.246
128	19.590	2:07.734
18	42.592	2:15.964
12	56.514	2:05.347
16	1:03.005	2:07.042

288	1:03.274	2:06.938
221	1:07.159	2:08.943
94	1:24.302	2:15.028
62	1:33.715	2:32.369
116	1:33.808	2:16.251
170	1:34.845	2:16.628
5	1:35.417	2:15.172
624	1:37.169	2:15.863
53	1:51.325	2:20.653

LAP 4 @ 14:46:13.071

NO	BEHIND	LAP TIME
71		2:02.815
9	0.313	2:02.598
168	3.012	2:02.961
144	8.729	2:05.281
421	9.197	2:05.061
96	1 Lap	2:30.794
19	12.676	2:03.503
196	1 Lap	2:30.795
84	22.665	2:07.165
128	24.182	2:07.407
18	54.606	2:14.829
12	58.768	2:05.069
16	1:05.707	2:05.517
288	1:06.166	2:05.707
221	1:14.180	2:09.836
94	1:34.582	2:13.095
116	1:46.070	2:15.077
5	1:49.845	2:17.243
170	1:50.516	2:18.486
624	1:51.414	2:17.060

LAP 5 @ 14:48:14.843

NO	BEHIND	LAP TIME
9		2:01.459
71	0.841	2:02.613
168	2.761	2:01.521
53	1 Lap	2:19.925
144	12.031	2:05.074
421	12.303	2:04.878
19	14.082	2:03.178
84	28.822	2:07.929
128	30.267	2:07.857
96	1 Lap	2:29.265
196	1 Lap	2:29.654
12	1:03.321	2:06.325
18	1:06.352	2:13.518
16	1:10.183	2:06.248
288	1:10.451	2:06.057
221	1:22.109	2:09.701
94	1:45.476	2:12.666
116	1:59.513	2:15.215

LAP 6 @ 14:50:17.477

NO	BEHIND	LAP TIME
9		2:02.634
168	0.928	2:00.801
71	0.997	2:02.790
5	1 Lap	2:16.197
170	1 Lap	2:17.380
624	1 Lap	2:17.446
144	14.835	2:05.438

421	15.294	2:05.625
19	15.574	2:04.126
53	1 Lap	2:18.691
84	33.472	2:07.284
128	33.906	2:06.273
96	1 Lap	2:28.178
12	1:05.853	2:05.166
196	1 Lap	2:29.878
16	1:14.202	2:06.653
288	1:14.483	2:06.666
18	1:19.073	2:15.355
221	1:29.820	2:10.345
94	1:54.519	2:11.677

LAP 7 @ 14:52:18.658

NO	BEHIND	LAP TIME
168		2:00.253
9	0.798	2:01.979
71	1.027	2:01.211
116	1 Lap	2:14.501
5	1 Lap	2:16.887
144	18.357	2:04.703
421	18.389	2:04.276
624	1 Lap	2:15.321
19	18.937	2:04.544
170	1 Lap	2:16.815
128	39.811	2:07.086
53	1 Lap	2:18.842
84	40.652	2:08.361
12	1:10.180	2:05.508
288	1:18.511	2:05.209
16	1:19.198	2:06.177
96	1 Lap	2:28.524
196	1 Lap	2:31.286
18	1:38.014	2:20.122
221	1:39.188	2:10.549
94	2:08.425	2:15.087

Weather / Track : Cloudy / Dry

Results can be found at www.tsl-timing.com

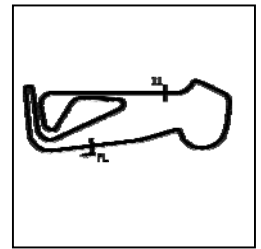
Snetterton 300
Circuit Length = 2.9689 miles
Start: 14:37 Flag 14:52 End: 14:54

Printed - 14:56 Sunday, 09 June 2019

BMCRC - MRO Championships 2019 - Rnd 5 @ Snetterton

L&W Contractors BMCRC Rookie 1000 & Rookie 600

RACE 12 - SECTOR ANALYSIS



SECTOR 1 = FL to I1, SECTOR 2 = I1 to FL, DIFF = Difference To Personal Best Lap, P = Crossed Finish Line in Pit Lane, D = Time Disallowed

P1 168 1000 Shaun SUGDEN			Kawasaki -			
IDEAL LAP TIME : 2:00.100		BEST LAP TIME : 2:00.253		DIFFERENCE : 0.153		
LAP	SECTOR 1	SECTOR 2	LAP TIME	MPH	DIFF	TIME OF DAY
1 -		41.413	2:10.631	81.81	10.378	14:40:08.629
2 -	1:21.444	40.930	2:02.374	87.33	2.121	14:42:11.003
3 -	1:21.482	40.637	2:02.119	87.52	1.866	14:44:13.122
4 -	1:21.571	41.390	2:02.961	86.92	2.708	14:46:16.083
5 -	1:20.860	40.661	2:01.521 (3)	87.95	1.268	14:48:17.604
6 -	1:19.578	41.223	2:00.801 (2)	88.47	0.548	14:50:18.405
7 -	1:19.463	40.790	2:00.253 (1)	88.87		14:52:18.658

P2 9 1000 Luke DIXON			Bmw -			
IDEAL LAP TIME : 2:01.253		BEST LAP TIME : 2:01.459		DIFFERENCE : 0.206		
LAP	SECTOR 1	SECTOR 2	LAP TIME	MPH	DIFF	TIME OF DAY
1 -		40.848	2:09.211	82.71	7.752	14:40:07.209
2 -	1:20.785	40.905	2:01.690 (2)	87.83	0.231	14:42:08.899
3 -	1:20.635	41.252	2:01.887 (3)	87.68	0.428	14:44:10.786
4 -	1:21.502	41.096	2:02.598	87.17	1.139	14:46:13.384
5 -	1:20.775	40.684	2:01.459 (1)	87.99		14:48:14.843
6 -	1:20.569	42.065	2:02.634	87.15	1.175	14:50:17.477
7 -	1:20.595	41.384	2:01.979	87.62	0.520	14:52:19.456

P3 71 1000 Seb JENKINS			Yamaha - Advertise your business here!			
IDEAL LAP TIME : 2:00.843		BEST LAP TIME : 2:01.211		DIFFERENCE : 0.368		
LAP	SECTOR 1	SECTOR 2	LAP TIME	MPH	DIFF	TIME OF DAY
1 -		40.925	2:08.690	83.05	7.479	14:40:06.688
2 -	1:20.743	40.630	2:01.373 (2)	88.05	0.162	14:42:08.061
3 -	1:21.219	40.976	2:02.195 (3)	87.46	0.984	14:44:10.256
4 -	1:21.617	41.198	2:02.815	87.02	1.604	14:46:13.071
5 -	1:21.518	41.095	2:02.613	87.16	1.402	14:48:15.684
6 -	1:21.287	41.503	2:02.790	87.04	1.579	14:50:18.474
7 -	1:21.111	40.100	2:01.211 (1)	88.17		14:52:19.685

P4 144 1000 Bradley WILLIAMS			Yamaha - Bears pool and snooker			
IDEAL LAP TIME : 2:02.846		BEST LAP TIME : 2:03.075		DIFFERENCE : 0.229		
LAP	SECTOR 1	SECTOR 2	LAP TIME	MPH	DIFF	TIME OF DAY
1 -		41.658	2:11.876	81.04	8.801	14:40:09.874
2 -	1:21.279	41.796	2:03.075 (1)	86.84		14:42:12.949
3 -	1:21.653	41.917	2:03.570 (2)	86.49	0.495	14:44:16.519
4 -	1:22.711	42.570	2:05.281	85.31	2.206	14:46:21.800
5 -	1:22.576	42.498	2:05.074	85.45	1.999	14:48:26.874
6 -	1:23.283	42.155	2:05.438	85.20	2.363	14:50:32.312
7 -	1:23.136	41.567	2:04.703 (3)	85.70	1.628	14:52:37.015

P5 421 1000 Daniel TINSLEY			Yamaha -			
IDEAL LAP TIME : 2:02.837		BEST LAP TIME : 2:02.837		DIFFERENCE : 0.000		
LAP	SECTOR 1	SECTOR 2	LAP TIME	MPH	DIFF	TIME OF DAY
1 -		42.261	2:12.801	80.48	9.964	14:40:10.799
2 -	1:21.596	41.975	2:03.571 (2)	86.49	0.734	14:42:14.370
3 -	1:21.136	41.701	2:02.837 (1)	87.01		14:44:17.207
4 -	1:22.394	42.667	2:05.061	85.46	2.224	14:46:22.268
5 -	1:22.688	42.190	2:04.878	85.58	2.041	14:48:27.146
6 -	1:23.090	42.535	2:05.625	85.07	2.788	14:50:32.771
7 -	1:21.799	42.477	2:04.276 (3)	86.00	1.439	14:52:37.047

P6 19 1000 John DYER			Suzuki -			
IDEAL LAP TIME : 2:02.880		BEST LAP TIME : 2:03.178		DIFFERENCE : 0.298		
LAP	SECTOR 1	SECTOR 2	LAP TIME	MPH	DIFF	TIME OF DAY

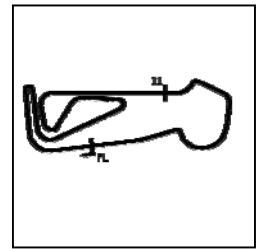
Weather / Track : Cloudy / Dry

Snetterton 300
Circuit Length = 2.9689 miles
Start: 14:37 Flag 14:52 End: 14:54

BMCRC - MRO Championships 2019 - Rnd 5 @ Snetterton

L&W Contractors BMCRC Rookie 1000 & Rookie 600

RACE 12 - SECTOR ANALYSIS



SECTOR 1 = FL to I1, SECTOR 2 = I1 to FL, DIFF = Difference To Personal Best Lap, P = Crossed Finish Line in Pit Lane, D = Time Disallowed

1 -		42.130	2:13.436	80.09	10.258	14:40:11.434
2 -	1:24.619	42.313	2:06.932	84.20	3.754	14:42:18.366
3 -	1:22.151	41.727	2:03.878 (3)	86.27	0.700	14:44:22.244
4 -	1:22.053	41.450	2:03.503 (2)	86.54	0.325	14:46:25.747
5 -	1:22.196	40.982	2:03.178 (1)	86.76		14:48:28.925
6 -	1:21.898	42.228	2:04.126	86.10	0.948	14:50:33.051
7 -	1:22.904	41.640	2:04.544	85.81	1.366	14:52:37.595

P7 128 1000 Kevin CLARKE		Suzuki -				
IDEAL LAP TIME : 2:06.273		BEST LAP TIME : 2:06.273		DIFFERENCE : 0.000		
LAP	SECTOR 1	SECTOR 2	LAP TIME	MPH	DIFF	TIME OF DAY
1 -		42.897	2:16.030	78.57	9.757	14:40:14.028
2 -	1:24.941	43.143	2:08.084	83.44	1.811	14:42:22.112
3 -	1:25.087	42.647	2:07.734	83.67	1.461	14:44:29.846
4 -	1:24.752	42.655	2:07.407 (3)	83.88	1.134	14:46:37.253
5 -	1:25.026	42.831	2:07.857	83.59	1.584	14:48:45.110
6 -	1:24.057	42.216	2:06.273 (1)	84.64		14:50:51.383
7 -	1:24.223	42.863	2:07.086 (2)	84.10	0.813	14:52:58.469

P8 84 1000 Tunc GUNERGUN		Aprilia -				
IDEAL LAP TIME : 2:06.814		BEST LAP TIME : 2:07.165		DIFFERENCE : 0.351		
LAP	SECTOR 1	SECTOR 2	LAP TIME	MPH	DIFF	TIME OF DAY
1 -		42.577	2:14.690	79.35	7.525	14:40:12.688
2 -	1:24.923	42.714	2:07.637 (3)	83.73	0.472	14:42:20.325
3 -	1:25.263	42.983	2:08.246	83.34	1.081	14:44:28.571
4 -	1:24.479	42.686	2:07.165 (1)	84.04		14:46:35.736
5 -	1:25.344	42.585	2:07.929	83.54	0.764	14:48:43.665
6 -	1:24.562	42.722	2:07.284 (2)	83.97	0.119	14:50:50.949
7 -	1:24.237	44.124	2:08.361	83.26	1.196	14:52:59.310

P9 12 600 Cedric BLOCH		Kawasaki - Brigit's Group & SDC Performance				
IDEAL LAP TIME : 2:04.708		BEST LAP TIME : 2:05.069		DIFFERENCE : 0.361		
LAP	SECTOR 1	SECTOR 2	LAP TIME	MPH	DIFF	TIME OF DAY
1 -		41.711	2:58.098	60.01	53.029	14:40:56.096
2 -	1:23.401	41.926	2:05.327 (3)	85.28	0.258	14:43:01.423
3 -	1:23.500	41.847	2:05.347	85.26	0.278	14:45:06.770
4 -	1:23.221	41.848	2:05.069 (1)	85.45		14:47:11.839
5 -	1:24.078	42.247	2:06.325	84.60	1.256	14:49:18.164
6 -	1:23.434	41.732	2:05.166 (2)	85.39	0.097	14:51:23.330
7 -	1:22.997	42.511	2:05.508	85.15	0.439	14:53:28.838

P10 288 600 Toby REYNOLDS		Honda -				
IDEAL LAP TIME : 2:05.209		BEST LAP TIME : 2:05.209		DIFFERENCE : 0.000		
LAP	SECTOR 1	SECTOR 2	LAP TIME	MPH	DIFF	TIME OF DAY
1 -		43.188	3:01.206	58.98	55.997	14:40:59.204
2 -	1:24.178	43.210	2:07.388	83.90	2.179	14:43:06.592
3 -	1:24.489	42.449	2:06.938	84.19	1.729	14:45:13.530
4 -	1:23.746	41.961	2:05.707 (2)	85.02	0.498	14:47:19.237
5 -	1:23.675	42.382	2:06.057 (3)	84.78	0.848	14:49:25.294
6 -	1:24.495	42.171	2:06.666	84.38	1.457	14:51:31.960
7 -	1:23.325	41.884	2:05.209 (1)	85.36		14:53:37.169

P11 16 600 Tom VAUGHAN		Yamaha -				
IDEAL LAP TIME : 2:05.517		BEST LAP TIME : 2:05.517		DIFFERENCE : 0.000		
LAP	SECTOR 1	SECTOR 2	LAP TIME	MPH	DIFF	TIME OF DAY
1 -		42.706	2:59.996	59.37	54.479	14:40:57.994
2 -	1:24.700	43.525	2:08.225	83.35	2.708	14:43:06.219
3 -	1:24.322	42.720	2:07.042	84.13	1.525	14:45:13.261
4 -	1:23.439	42.078	2:05.517 (1)	85.15		14:47:18.778

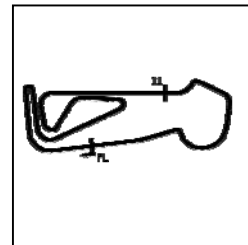
Weather / Track : Cloudy / Dry

Snetterton 300
Circuit Length = 2.9689 miles
Start: 14:37 Flag 14:52 End: 14:54

BMCRC - MRO Championships 2019 - Rnd 5 @ Snetterton

L&W Contractors BMCRC Rookie 1000 & Rookie 600

RACE 12 - SECTOR ANALYSIS



SECTOR 1 = FL to I1, SECTOR 2 = I1 to FL, DIFF = Difference To Personal Best Lap, P = Crossed Finish Line in Pit Lane, D = Time Disallowed

5 -	1:23.556	42.692	2:06.248 (3)	84.65	0.731	14:49:25.026
6 -	1:24.399	42.254	2:06.653	84.38	1.136	14:51:31.679
7 -	1:23.741	42.436	2:06.177 (2)	84.70	0.660	14:53:37.856

P12 18 1000 Albert WILLSSHER			Suzuki - willsher machinery ltd			
IDEAL LAP TIME : 2:13.029		BEST LAP TIME : 2:13.518	DIFFERENCE : 0.489			
LAP	SECTOR 1	SECTOR 2	LAP TIME	MPH	DIFF	TIME OF DAY
1 -		45.666	2:23.596	74.43	10.078	14:40:21.594
2 -	1:29.565	45.725	2:15.290 (3)	79.00	1.772	14:42:36.884
3 -	1:29.939	46.025	2:15.964	78.60	2.446	14:44:52.848
4 -	1:28.653	46.176	2:14.829 (2)	79.27	1.311	14:47:07.677
5 -	1:29.142	44.376	2:13.518 (1)	80.04		14:49:21.195
6 -	1:28.929	46.426	2:15.355	78.96	1.837	14:51:36.550
7 -	1:32.334	47.788	2:20.122	76.27	6.604	14:53:56.672

P13 221 600 Matt VENN			Kawasaki -			
IDEAL LAP TIME : 2:08.804		BEST LAP TIME : 2:08.943	DIFFERENCE : 0.139			
LAP	SECTOR 1	SECTOR 2	LAP TIME	MPH	DIFF	TIME OF DAY
1 -		43.553	3:01.179	58.99	52.236	14:40:59.177
2 -	1:25.266	44.029	2:09.295 (2)	82.66	0.352	14:43:08.472
3 -	1:25.251	43.692	2:08.943 (1)	82.88		14:45:17.415
4 -	1:25.691	44.145	2:09.836	82.31	0.893	14:47:27.251
5 -	1:25.759	43.942	2:09.701 (3)	82.40	0.758	14:49:36.952
6 -	1:26.169	44.176	2:10.345	81.99	1.402	14:51:47.297
7 -	1:26.285	44.264	2:10.549	81.87	1.606	14:53:57.846

P14 94 600 Luke HOLLIS			Kawasaki- Team Hollis Racing -			
IDEAL LAP TIME : 2:11.041		BEST LAP TIME : 2:11.677	DIFFERENCE : 0.636			
LAP	SECTOR 1	SECTOR 2	LAP TIME	MPH	DIFF	TIME OF DAY
1 -		45.399	3:07.894	56.88	56.217	14:41:05.892
2 -	1:28.697	44.941	2:13.638	79.97	1.961	14:43:19.530
3 -	1:29.982	45.046	2:15.028	79.15	3.351	14:45:34.558
4 -	1:27.781	45.314	2:13.095 (3)	80.30	1.418	14:47:47.653
5 -	1:27.775	44.891	2:12.666 (2)	80.56	0.989	14:50:00.319
6 -	1:27.388	44.289	2:11.677 (1)	81.16		14:52:11.996
7 -	1:26.752	48.335	2:15.087	79.11	3.410	14:54:27.083

P15 116 600 Jack BENNETT			Yamaha - Properly Protected			
IDEAL LAP TIME : 2:14.229		BEST LAP TIME : 2:14.501	DIFFERENCE : 0.272			
LAP	SECTOR 1	SECTOR 2	LAP TIME	MPH	DIFF	TIME OF DAY
1 -		46.309	3:13.852	55.13	59.351	14:41:11.850
2 -	1:30.249	45.714	2:15.963	78.61	1.462	14:43:27.813
3 -	1:30.931	45.320	2:16.251	78.44	1.750	14:45:44.064
4 -	1:28.909	46.168	2:15.077 (2)	79.12	0.576	14:47:59.141
5 -	1:29.232	45.983	2:15.215 (3)	79.04	0.714	14:50:14.356
6 -	1:29.112	45.389	2:14.501 (1)	79.46		14:52:28.857

P16 5 600 Ben HARRISON			Suzuki -			
IDEAL LAP TIME : 2:15.172		BEST LAP TIME : 2:15.172	DIFFERENCE : 0.000			
LAP	SECTOR 1	SECTOR 2	LAP TIME	MPH	DIFF	TIME OF DAY
1 -		46.415	3:14.635	54.91	59.463	14:41:12.633
2 -	1:31.059	46.809	2:17.868	77.52	2.696	14:43:30.501
3 -	1:29.934	45.238	2:15.172 (1)	79.07		14:45:45.673
4 -	1:31.202	46.041	2:17.243	77.87	2.071	14:48:02.916
5 -	1:30.483	45.714	2:16.197 (2)	78.47	1.025	14:50:19.113
6 -	1:30.949	45.938	2:16.887 (3)	78.07	1.715	14:52:36.000

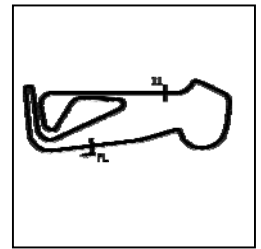
Weather / Track : Cloudy / Dry

Snetterton 300
Circuit Length = 2.9689 miles
Start: 14:37 Flag 14:52 End: 14:54

BMCRC - MRO Championships 2019 - Rnd 5 @ Snetterton

L&W Contractors BMCRC Rookie 1000 & Rookie 600

RACE 12 - SECTOR ANALYSIS



SECTOR 1 = FL to I1, SECTOR 2 = I1 to FL, DIFF = Difference To Personal Best Lap, P = Crossed Finish Line in Pit Lane, D = Time Disallowed

P17 624 600		Matthew FEDRICK (R)		Yamaha - Matthew Fedrick farriers ltd		
IDEAL LAP TIME : 2:15.321		BEST LAP TIME : 2:15.321		DIFFERENCE : 0.000		
LAP	SECTOR 1	SECTOR 2	LAP TIME	MPH	DIFF	TIME OF DAY
1 -		47.412	3:13.504	55.23	58.183	14:41:11.502
2 -	1:31.934	48.126	2:20.060	76.31	4.739	14:43:31.562
3 -	1:30.004	45.859	2:15.863 (2)	78.66	0.542	14:45:47.425
4 -	1:30.403	46.657	2:17.060 (3)	77.98	1.739	14:48:04.485
5 -	1:30.459	46.987	2:17.446	77.76	2.125	14:50:21.931
6 -	1:29.786	45.535	2:15.321 (1)	78.98		14:52:37.252

P18 170 600		Paul MILLS		Yamaha -		
IDEAL LAP TIME : 2:16.018		BEST LAP TIME : 2:16.628		DIFFERENCE : 0.610		
LAP	SECTOR 1	SECTOR 2	LAP TIME	MPH	DIFF	TIME OF DAY
1 -		48.065	3:12.670	55.47	56.042	14:41:10.668
2 -	1:30.833	46.972	2:17.805	77.55	1.177	14:43:28.473
3 -	1:30.652	45.976	2:16.628 (1)	78.22		14:45:45.101
4 -	1:31.072	47.414	2:18.486	77.17	1.858	14:48:03.587
5 -	1:30.085	47.295	2:17.380 (3)	77.79	0.752	14:50:20.967
6 -	1:30.042	46.773	2:16.815 (2)	78.12	0.187	14:52:37.782

P19 53 600		Tim BANWELL (R)		Yamaha -		
IDEAL LAP TIME : 2:18.139		BEST LAP TIME : 2:18.691		DIFFERENCE : 0.552		
LAP	SECTOR 1	SECTOR 2	LAP TIME	MPH	DIFF	TIME OF DAY
1 -		47.299	3:16.483	54.39	57.792	14:41:14.481
2 -	1:38.676	47.771	2:26.447	72.98	7.756	14:43:40.928
3 -	1:33.260	47.393	2:20.653	75.98	1.962	14:46:01.581
4 -	1:32.828	47.097	2:19.925 (3)	76.38	1.234	14:48:21.506
5 -	1:32.566	46.125	2:18.691 (1)	77.06		14:50:40.197
6 -	1:32.014	46.828	2:18.842 (2)	76.98	0.151	14:52:59.039

P20 96 600		Giovanni BELIOSSI		Honda - ASR Accident Storage Recovery		
IDEAL LAP TIME : 2:26.304		BEST LAP TIME : 2:28.178		DIFFERENCE : 1.874		
LAP	SECTOR 1	SECTOR 2	LAP TIME	MPH	DIFF	TIME OF DAY
1 -		50.660	3:21.812	52.96	53.634	14:41:19.810
2 -	1:40.410	51.559	2:31.969	70.33	3.791	14:43:51.779
3 -	1:40.178	50.616	2:30.794	70.87	2.616	14:46:22.573
4 -	1:38.565	50.700	2:29.265 (3)	71.60	1.087	14:48:51.838
5 -	1:36.867	51.311	2:28.178 (1)	72.13		14:51:20.016
6 -	1:39.087	49.437	2:28.524 (2)	71.96	0.346	14:53:48.540

P21 196 600		Emma PETERSON (R)		Yamaha - Plus racing gear, Helmet city Chichester, WG Tyres B		
IDEAL LAP TIME : 2:29.321		BEST LAP TIME : 2:29.654		DIFFERENCE : 0.333		
LAP	SECTOR 1	SECTOR 2	LAP TIME	MPH	DIFF	TIME OF DAY
1 -		51.963	3:26.563	51.74	56.909	14:41:24.561
2 -	1:39.695	50.790	2:30.485 (3)	71.02	0.831	14:43:55.046
3 -	1:39.198	51.597	2:30.795	70.87	1.141	14:46:25.841
4 -	1:38.531	51.123	2:29.654 (1)	71.41		14:48:55.495
5 -	1:38.879	50.999	2:29.878 (2)	71.31	0.224	14:51:25.373
6 -	1:40.015	51.271	2:31.286	70.64	1.632	14:53:56.659

P22 62 1000		Paul YOUNGE		-		
IDEAL LAP TIME : 2:32.329		BEST LAP TIME : 2:32.369		DIFFERENCE : 0.040		
LAP	SECTOR 1	SECTOR 2	LAP TIME	MPH	DIFF	TIME OF DAY
1 -		51.942	2:41.049	66.36	8.680	14:40:39.047
2 -	1:41.257	51.298	2:32.555 (2)	70.06	0.186	14:43:11.602
3 -	1:41.031	51.338	2:32.369 (1)	70.14		14:45:43.971

Weather / Track : Cloudy / Dry

Snetterton 300
Circuit Length = 2.9689 miles
Start: 14:37 Flag 14:52 End: 14:54

BMCRC - MRO Championships 2019 - Rnd 5 @ Snetterton

L&W Contractors BMCRC Rookie 1000 & Rookie 600

RACE 12 - BEST SECTORS

SECTOR 1				SECTOR 2				IDEAL / BEST COMPARISON				
POS	NO	NAME	TIME	NO	NAME	TIME	POS	NO	NAME	IDEAL	BEST	DIFF
									PERFECT LAP	1:59.563		
1	168	SUGDEN	1:19.463	71	JENKINS	40.100	1	168	SUGDEN	2:00.100	2:00.253	0.153
2	9	DIXON	1:20.569	168	SUGDEN	40.637	2	71	JENKINS	2:00.843	2:01.211	0.368
3	71	JENKINS	1:20.743	9	DIXON	40.684	3	9	DIXON	2:01.253	2:01.459	0.206
4	421	TINSLEY	1:21.136	19	DYER	40.982	4	421	TINSLEY	2:02.837	2:02.837	0.000
5	144	WILLIAMS	1:21.279	144	WILLIAMS	41.567	5	144	WILLIAMS	2:02.846	2:03.075	0.229
6	19	DYER	1:21.898	421	TINSLEY	41.701	6	19	DYER	2:02.880	2:03.178	0.298
7	12	BLOCH	1:22.997	12	BLOCH	41.711	7	12	BLOCH	2:04.708	2:05.069	0.361
8	288	REYNOLDS	1:23.325	288	REYNOLDS	41.884	8	288	REYNOLDS	2:05.209	2:05.209	0.000
9	16	VAUGHAN	1:23.439	16	VAUGHAN	42.078	9	16	VAUGHAN	2:05.517	2:05.517	0.000
10	128	CLARKE	1:24.057	128	CLARKE	42.216	10	128	CLARKE	2:06.273	2:06.273	0.000
11	84	GUNERGUN	1:24.237	84	GUNERGUN	42.577	11	84	GUNERGUN	2:06.814	2:07.165	0.351
12	221	VENN	1:25.251	221	VENN	43.553	12	221	VENN	2:08.804	2:08.943	0.139
13	94	HOLLIS	1:26.752	94	HOLLIS	44.289	13	94	HOLLIS	2:11.041	2:11.677	0.636
14	18	WILLSHER	1:28.653	18	WILLSHER	44.376	14	18	WILLSHER	2:13.029	2:13.518	0.489
15	116	BENNETT	1:28.909	5	HARRISON	45.238	15	116	BENNETT	2:14.229	2:14.501	0.272
16	624	FEDRICK (R)	1:29.786	116	BENNETT	45.320	16	5	HARRISON	2:15.172	2:15.172	0.000
17	5	HARRISON	1:29.934	624	FEDRICK (R)	45.535	17	624	FEDRICK (R)	2:15.321	2:15.321	0.000
18	170	MILLS	1:30.042	170	MILLS	45.976	18	170	MILLS	2:16.018	2:16.628	0.610
19	53	BANWELL (R)	1:32.014	53	BANWELL (R)	46.125	19	53	BANWELL (R)	2:18.139	2:18.691	0.552
20	96	BELIOSSI	1:36.867	96	BELIOSSI	49.437	20	96	BELIOSSI	2:26.304	2:28.178	1.874
21	196	PETERSON (R)	1:38.531	196	PETERSON (R)	50.790	21	196	PETERSON (R)	2:29.321	2:29.654	0.333
22	62	YOUNGE	1:41.031	62	YOUNGE	51.298	22	62	YOUNGE	2:32.329	2:32.369	0.040

Weather / Track : Cloudy / Dry

Results can be found at www.tsl-timing.com

Snetterton 300
 Circuit Length = 2.9689 miles
 Start: 14:37 Flag 14:52 End: 14:54

Printed - 14:55 Sunday, 09 June 2019

BMCRC-MRO Championships 2019



RKB-F1
MOTORSPORT

***Breitenbach
Rennsportbeläge***

PAGID
RACING
THE DIFFERENCE IN BRAKING

RKB / BMCRC F1 & F2 SIDECARS

Snetterton 300 Circuit

8th / 9th June 2019



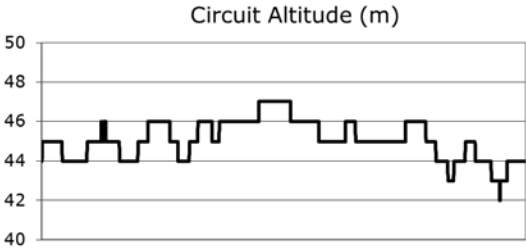
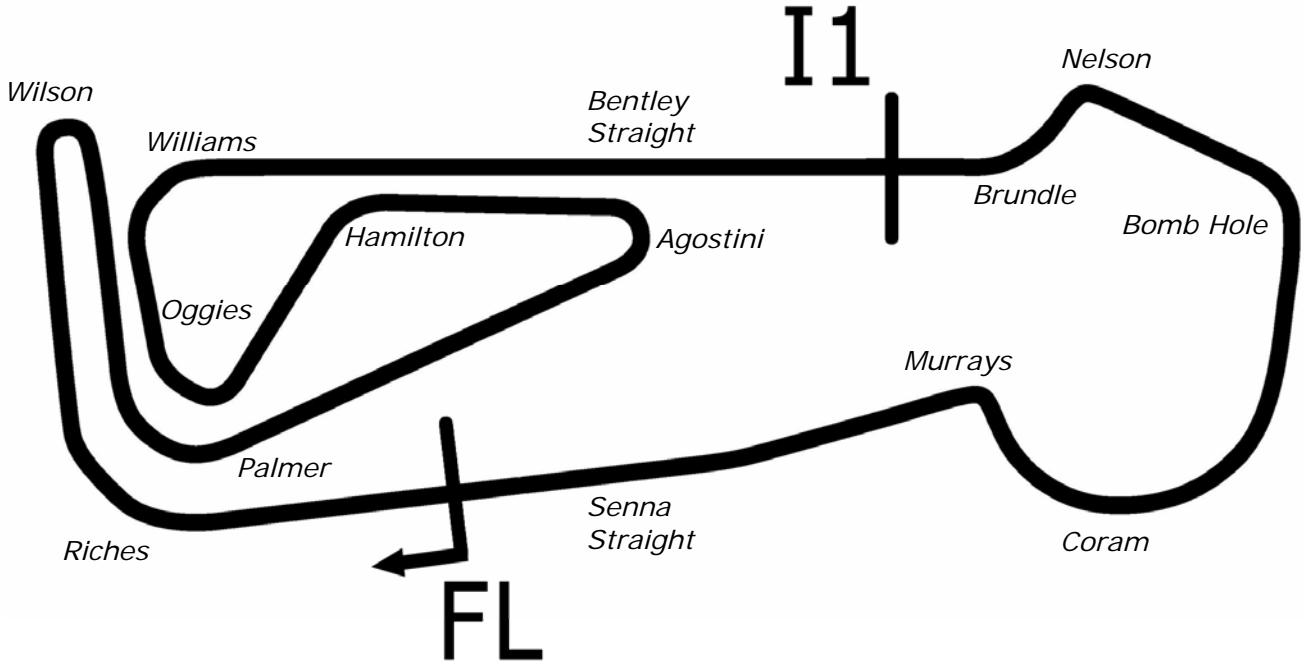
Results Provided by Timing Solutions Ltd
www.tsl-timing.com

Snetterton 300



SPORTS TIMING

TIMING SOLUTIONS LTD



Length	2.9689 miles	4778.0 m	
FL		52.46340 N	0.94476 E
I1	3198m	52.46617 N	0.94964 E
Pit Entry	4572m	52.46364 N	0.94774 E
Pit Exit	40m after FL	52.46338 N	0.94420 E
Pit Entry-Pit Exit 246m, 14.7s @60kph, 11.0s @80kph			

All results available at www.tsl-timing.com

BMCRC - MRO Championships 2019 - Rnd 5 @ Snetterton

RKB/BMCRC F1 & F2 Sidecars

QUALIFYING - CLASSIFICATION

POS	NO	CL	PIC NAME	ENTRY	TIME	ON	LAPS	GAP	DIFF	MPH
1	52	F1	1 PHILP / ALLUM	LCR - powerbiking	2:44.735	4	5			64.88
2	35	F2	1 REEVES / THOMAS	LCR Honda -	2:49.955	4	5	5.220	5.220	62.88
3	118	F1	2 BICKNELL / ENSOR	LCR Kawasaki -	2:55.129	2	5	10.394	5.174	61.02
4	37	F2	2 MORPHET / HALLIBURTON	LCR Suzuki -	2:57.452	3	4	12.717	2.323	60.23
5	92	F1	3 HILDIGE / HILDIGE	Yamaha - Les King	2:57.903	4	4	13.168	0.451	60.07
6	10	F1	4 WEBB / LAWRENCE	LCR SUZUKI - Lifesafety systems	3:01.196	4	4	16.461	3.293	58.98
7	55	F2	3 STAINTON / STAINTON	LCR - Interfuse Ltd	3:01.867	4	4	17.132	0.671	58.76
8	412	F1	5 PETTIS / JEFFERY	RSR KTM 1190 - Performance technical	3:02.626	4	4	17.891	0.759	58.52
9	6	F2	4 BELLABY / CRACKNELL	DDM Suzuki - Gristwood & Toms	3:03.160	3	3	18.425	0.534	58.35
10	167	F2	5 PETTMAN / LAWRENCE	Windle Yamaha -	3:09.015	3	4	24.280	5.855	56.54
11	121	F1	6 LAWRENCE / HUGES	LCR Yamaha -	3:11.969	3	4	27.234	2.954	55.67
12	14	F1	7 BURNS / WINFROW	Honda CBR600RR - MRB Fencing	3:16.374	3	4	31.639	4.405	54.42
13	19	F1	8 MACBRIDE / THOMPSON	LCR SUZUKI - Nick Webb	3:32.064	2	2	47.329	15.690	50.40

Weather / Track : Rain / Wet

These results are provisional until the conclusion of any judicial and technical matters.

Snetterton 300

Circuit Length = 2.9689 miles

Start: 11:03 Flag 11:16 End: 11:18

Clerk Of Course :

Timekeeper :

Results can be found at www.tsl-timing.com

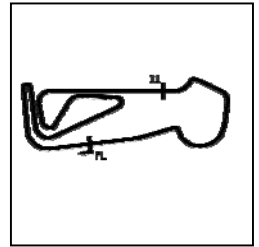
Printed - 11:19 Saturday, 08 June 2019



BMCRC - MRO Championships 2019 - Rnd 5 @ Snetterton

RKB/BMCRC F1 & F2 Sidecars

QUALIFYING - SECTOR ANALYSIS



SECTOR 1 = FL to I1, SECTOR 2 = I1 to FL, DIFF = Difference To Personal Best Lap, P = Crossed Finish Line in Pit Lane, D = Time Disallowed

P1 52 F1 PHILP / ALLUM		LCR - powerbiking				
IDEAL LAP TIME : 2:44.735		BEST LAP TIME : 2:44.735		DIFFERENCE : 0.000		
LAP	SECTOR 1	SECTOR 2	LAP TIME	MPH	DIFF	TIME OF DAY
1 -	2:04.167	57.871	3:02.038	58.71	17.303	11:07:00.886
2 -	1:52.168	55.221	2:47.389 (2)	63.85	2.654	11:09:48.275
3 -	1:51.349	57.199	2:48.548 (3)	63.41	3.813	11:12:36.823
4 -	1:49.816	54.919	2:44.735 (1)	64.88		11:15:21.558
5 -	2:12.114	1:00.272	3:12.386	55.55	27.651	11:18:33.944

P2 35 F2 REEVES / THOMAS		LCR Honda -				
IDEAL LAP TIME : 2:49.955		BEST LAP TIME : 2:49.955		DIFFERENCE : 0.000		
LAP	SECTOR 1	SECTOR 2	LAP TIME	MPH	DIFF	TIME OF DAY
1 -	2:13.410	1:02.333	3:15.743	54.60	25.788	11:07:15.904
2 -	1:54.484	59.831	2:54.315	61.31	4.360	11:10:10.219
3 -	1:54.360	57.771	2:52.131 (2)	62.09	2.176	11:13:02.350
4 -	1:52.184	57.771	2:49.955 (1)	62.88		11:15:52.305
5 -	1:55.065	59.212	2:54.277 (3)	61.32	4.322	11:18:46.582

P3 118 F1 BICKNELL / ENSOR		LCR Kawasaki -				
IDEAL LAP TIME : 2:53.190		BEST LAP TIME : 2:55.129		DIFFERENCE : 1.939		
LAP	SECTOR 1	SECTOR 2	LAP TIME	MPH	DIFF	TIME OF DAY
1 -	1:59.693	1:01.599	3:01.292	58.95	6.163	11:06:47.329
2 -	1:54.730	1:00.399	2:55.129 (1)	61.02		11:09:42.458
3 -	1:55.850	1:00.884	2:56.734 (3)	60.47	1.605	11:12:39.192
4 -	1:57.104	58.460	2:55.564 (2)	60.87	0.435	11:15:34.756
5 -	1:57.605	1:00.316	2:57.921	60.07	2.792	11:18:32.677

P4 37 F2 MORPHET / HALLIBURTON		LCR Suzuki -				
IDEAL LAP TIME : 2:57.452		BEST LAP TIME : 2:57.452		DIFFERENCE : 0.000		
LAP	SECTOR 1	SECTOR 2	LAP TIME	MPH	DIFF	TIME OF DAY
1 -	2:15.998	1:03.334	3:19.332	53.61	21.880	11:07:20.594
2 -	2:04.126	1:01.570	3:05.696 (3)	57.55	8.244	11:10:26.290
3 -	1:56.839	1:00.613	2:57.452 (1)	60.23		11:13:23.742
4 -	2:01.984	1:01.701	3:03.685 (2)	58.18	6.233	11:16:27.427

P5 92 F1 HILDIGE / HILDIGE		Yamaha - Les King				
IDEAL LAP TIME : 2:57.903		BEST LAP TIME : 2:57.903		DIFFERENCE : 0.000		
LAP	SECTOR 1	SECTOR 2	LAP TIME	MPH	DIFF	TIME OF DAY
1 -	2:12.808	1:04.902	3:17.710	54.05	19.807	11:07:18.336
2 -	2:05.063	1:02.424	3:07.487 (3)	57.00	9.584	11:10:25.823
3 -	2:00.359	1:00.924	3:01.283 (2)	58.95	3.380	11:13:27.106
4 -	1:57.945	59.958	2:57.903 (1)	60.07		11:16:25.009

P6 10 F1 WEBB / LAWRENCE		LCR SUZUKI - Lifesafety systems				
IDEAL LAP TIME : 3:00.822		BEST LAP TIME : 3:01.196		DIFFERENCE : 0.374		
LAP	SECTOR 1	SECTOR 2	LAP TIME	MPH	DIFF	TIME OF DAY
1 -	2:09.828	1:03.239	3:13.067 (3)	55.35	11.871	11:07:00.481
2 -	2:08.574	1:08.159	3:16.733	54.32	15.537	11:10:17.214
3 -	1:59.918	1:02.850	3:02.768 (2)	58.47	1.572	11:13:19.982
4 -	2:00.292	1:00.904	3:01.196 (1)	58.98		11:16:21.778

P7 55 F2 STAINTON / STAINTON		LCR - Interfuse Ltd				
IDEAL LAP TIME : 3:01.009		BEST LAP TIME : 3:01.867		DIFFERENCE : 0.858		
LAP	SECTOR 1	SECTOR 2	LAP TIME	MPH	DIFF	TIME OF DAY
1 -	2:12.769	1:03.874	3:16.643	54.35	14.776	11:07:16.141
2 -	2:02.156	1:01.446	3:03.602 (3)	58.21	1.735	11:10:19.743
3 -	2:00.685	1:01.539	3:02.224 (2)	58.65	0.357	11:13:21.967

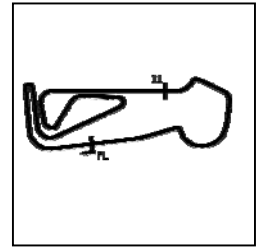
Weather / Track : Rain / Wet

Snetterton 300
Circuit Length = 2.9689 miles
Start: 11:03 Flag 11:16 End: 11:18

BMCRC - MRO Championships 2019 - Rnd 5 @ Snetterton

RKB/BMCRC F1 & F2 Sidecars

QUALIFYING - SECTOR ANALYSIS



SECTOR 1 = FL to I1, SECTOR 2 = I1 to FL, DIFF = Difference To Personal Best Lap, P = Crossed Finish Line in Pit Lane, D = Time Disallowed

4 - 2:01.543 **1:00.324** **3:01.867 (1)** **58.76** **11:16:23.834**

P8 412 F1		PETTIS / JEFFERY		RSR KTM 1190 - Performance technical			
IDEAL LAP TIME : 3:02.626		BEST LAP TIME : 3:02.626		DIFFERENCE : 0.000			
LAP	SECTOR 1	SECTOR 2	LAP TIME	MPH	DIFF	TIME OF DAY	
1 -	2:13.456	1:04.618	3:18.074	53.96	15.448	11:07:22.713	
2 -	2:05.225	1:08.086	3:13.311 (3)	55.28	10.685	11:10:36.024	
3 -	2:02.193	1:02.051	3:04.244 (2)	58.01	1.618	11:13:40.268	
4 -	2:00.956	1:01.670	3:02.626 (1)	58.52		11:16:42.894	

P9 6 F2		BELLABY / CRACKNELL		DDM Suzuki - Gristwood & Toms			
IDEAL LAP TIME : 3:01.244		BEST LAP TIME : 3:03.160		DIFFERENCE : 1.916			
LAP	SECTOR 1	SECTOR 2	LAP TIME	MPH	DIFF	TIME OF DAY	
1 -	2:04.385	1:03.201	3:07.586 (3)	56.97	4.426	11:06:55.153	
2 -	2:01.295	1:02.129	3:03.424 (2)	58.26	0.264	11:09:58.577	
3 -	2:02.212	1:00.948	3:03.160 (1)	58.35		11:13:01.737	

P10 167 F2		PETTMAN / LAWRENCE		Windle Yamaha -			
IDEAL LAP TIME : 3:09.015		BEST LAP TIME : 3:09.015		DIFFERENCE : 0.000			
LAP	SECTOR 1	SECTOR 2	LAP TIME	MPH	DIFF	TIME OF DAY	
1 -	2:17.274	1:06.749	3:24.023	52.38	15.008	11:07:20.319	
2 -	2:09.004	1:06.138	3:15.142 (3)	54.77	6.127	11:10:35.461	
3 -	2:05.570	1:03.445	3:09.015 (1)	56.54		11:13:44.476	
4 -	2:06.037	1:04.151	3:10.188 (2)	56.19	1.173	11:16:54.664	

P11 121 F1		LAWRENCE / HUGES		LCR Yamaha -			
IDEAL LAP TIME : 3:11.969		BEST LAP TIME : 3:11.969		DIFFERENCE : 0.000			
LAP	SECTOR 1	SECTOR 2	LAP TIME	MPH	DIFF	TIME OF DAY	
1 -	2:15.461	1:08.336	3:23.797	52.44	11.828	11:07:15.684	
2 -	2:11.849	1:08.043	3:19.892 (3)	53.46	7.923	11:10:35.576	
3 -	2:06.921	1:05.048	3:11.969 (1)	55.67		11:13:47.545	
4 -	2:08.980	1:08.376	3:17.356 (2)	54.15	5.387	11:17:04.901	

P12 14 F1		BURNS / WINFROW		Honda CBR600RR - MRB Fencing			
IDEAL LAP TIME : 3:16.260		BEST LAP TIME : 3:16.374		DIFFERENCE : 0.114			
LAP	SECTOR 1	SECTOR 2	LAP TIME	MPH	DIFF	TIME OF DAY	
1 -	2:23.554	1:10.593	3:34.147	49.91	17.773	11:07:28.907	
2 -	2:15.006	1:05.351	3:20.357 (2)	53.34	3.983	11:10:49.264	
3 -	2:10.909	1:05.465	3:16.374 (1)	54.42		11:14:05.638	
4 -	2:17.615	1:08.307	3:25.922 (3)	51.90	9.548	11:17:31.560	

P13 19 F1		MACBRIDE / THOMPSON		LCR SUZUKI - Nick Webb			
IDEAL LAP TIME : 3:32.064		BEST LAP TIME : 3:32.064		DIFFERENCE : 0.000			
LAP	SECTOR 1	SECTOR 2	LAP TIME	MPH	DIFF	TIME OF DAY	
1 -	2:25.305	1:11.780	3:37.085 (2)	49.23	5.021	11:07:28.772	
2 -	2:20.636	1:11.428	3:32.064 (1)	50.40		11:11:00.836	

Weather / Track : Rain / Wet

Snetterton 300
Circuit Length = 2.9689 miles
Start: 11:03 Flag 11:16 End: 11:18

BMCRC - MRO Championships 2019 - Rnd 5 @ Snetterton

RKB/BMCRC F1 & F2 Sidecars

QUALIFYING - BEST SECTORS

SECTOR 1			SECTOR 2			IDEAL / BEST COMPARISON						
POS	NO	NAME	TIME	NO	NAME	TIME	POS	NO	NAME	IDEAL	BEST	DIFF
									PERFECT LAP	2:44.735		
1	52	PHILP / ALLUM	1:49.816	52	PHILP / ALLUM	54.919	1	52	PHILP / ALLUM	2:44.735	2:44.735	0.000
2	35	REEVES / THOMAS	1:52.184	35	REEVES / THOMAS	57.771	2	35	REEVES / THOMAS	2:49.955	2:49.955	0.000
3	118	BICKNELL / ENSOR	1:54.730	118	BICKNELL / ENSOR	58.460	3	118	BICKNELL / ENSOR	2:53.190	2:55.129	1.939
4	37	MORPHET / HALLIBURTON	1:56.839	92	HILDIGE / HILDIGE	59.958	4	37	MORPHET / HALLIBURTON	2:57.452	2:57.452	0.000
5	92	HILDIGE / HILDIGE	1:57.945	55	STAINTON / STAINTON	1:00.324	5	92	HILDIGE / HILDIGE	2:57.903	2:57.903	0.000
6	10	WEBB / LAWRENCE	1:59.918	37	MORPHET / HALLIBURTON	1:00.613	6	10	WEBB / LAWRENCE	3:00.822	3:01.196	0.374
7	6	BELLABY / CRACKNELL	2:00.296	10	WEBB / LAWRENCE	1:00.904	7	55	STAINTON / STAINTON	3:01.009	3:01.867	0.858
8	55	STAINTON / STAINTON	2:00.685	6	BELLABY / CRACKNELL	1:00.948	8	6	BELLABY / CRACKNELL	3:01.244	3:03.160	1.916
9	412	PETTIS / JEFFERY	2:00.956	412	PETTIS / JEFFERY	1:01.670	9	412	PETTIS / JEFFERY	3:02.626	3:02.626	0.000
10	167	PETTMAN / LAWRENCE	2:05.570	167	PETTMAN / LAWRENCE	1:03.445	10	167	PETTMAN / LAWRENCE	3:09.015	3:09.015	0.000
11	121	LAWRENCE / HUGES	2:06.921	121	LAWRENCE / HUGES	1:05.048	11	121	LAWRENCE / HUGES	3:11.969	3:11.969	0.000
12	14	BURNS / WINFROW	2:10.909	14	BURNS / WINFROW	1:05.351	12	14	BURNS / WINFROW	3:16.260	3:16.374	0.114
13	19	MACBRIDE / THOMPSON	2:20.636	19	MACBRIDE / THOMPSON	1:11.428	13	19	MACBRIDE / THOMPSON	3:32.064	3:32.064	0.000

Weather / Track : Rain / Wet

Results can be found at www.tsl-timing.com

Snetterton 300
Circuit Length = 2.9689 miles
Start: 11:03 Flag 11:16 End: 11:18

Printed - 11:19 Saturday, 08 June 2019

BMCRC - MRO Championships 2019 - Rnd 5 @ Snetterton

RKB/BMCRC F1 & F2 Sidecars

RACE 9 - GRID (5 Laps)

ROW 8	1		15	31 MUNRO / SADBERRY					
ROW 7		14	74 RESTALL / GEDDES	3:32.064	13	19 MACBRIDE / THOMPSON			
ROW 6		12	14 BURNS / WINFROW	3:16.374		11	121 LAWRENCE / HUGES	3:11.969	
ROW 5			10	167 PETTMAN / LAWRENCE	3:09.015		9	6 BELLABY / CRACKNELL	3:03.160
ROW 4		8	412 PETTIS / JEFFERY	3:02.626		7	55 STANTON / STANTON	3:01.867	
ROW 3			6	10 WEBB / LAWRENCE	3:01.196		5	92 HILDIGE / HILDIGE	2:57.903
ROW 2		4	37 MORPHET / HALLIBURTON	2:57.452		3	118 BICKNELL / ENSOR	2:55.129	
ROW 1			2	35 REEVES / THOMAS	2:49.955		1	52 PHILP / ALLUM	2:44.735
								Pole	

Snetterton 300
Circuit Length = 2.9689 miles

These results are provisional until the conclusion of any judicial and technical matters.

Clerk Of Course :		Timekeeper :	
-------------------	--	--------------	--

Results can be found at www.tsl-timing.com

Printed - 11:22 Saturday, 08 June 2019



BMCRC - MRO Championships 2019 - Rnd 5 @ Snetterton

RKB/BMCRC F1 & F2 Sidecars

RACE 9 - CLASSIFICATION

POS	NO	CL	PIC NAME	ENTRY	LAPS	TIME	GAP	DIFF	MPH	BEST	ON
1	52	F1	1 PHILP / ALLUM	LCR - powerbiking	5	12:22.028			72.01	2:24.846	4
2	4	F1	2 PEACH / GEDDES	-	5	13:09.666	47.638	47.638	67.67	2:28.833	4
3	35	F2	1 REEVES / THOMAS	LCR Honda -	5	13:41.355	1:19.327	31.689	65.06	2:42.821	5
4	37	F2	2 MORPHET / HALLIBURTON	LCR Suzuki -	5	13:42.772	1:20.744	1.417	64.95	2:41.176	4
5	6	F2	3 BELLABY / CRACKNELL	DDM Suzuki - Gristwood & Toms	5	14:13.380	1:51.352	30.608	62.62	2:44.639	5
6	92	F1	3 HILDIGE / HILDIGE	Yamaha - Les King	5	14:16.952	1:54.924	3.572	62.36	2:46.579	5
7	55	F2	4 STAINTON / STAINTON	LCR - Interfuse Ltd	5	14:17.132	1:55.104	0.180	62.34	2:42.789	5
8	167	F2	5 PETTMAN / LAWRENCE	Windle Yamaha -	5	14:25.535	2:03.507	8.403	61.74	2:49.338	4
9	412	F1	4 PETTIS / JEFFERY	RSR KTM 1190 - Performance technical	5	15:04.478	2:42.450	38.943	59.08	2:51.779	2
10	14	F1	5 BURNS / WINFROW	Honda CBR600RR - MRB Fencing	4	12:23.818	1 Lap	1 Lap	57.47	2:58.731	4
11	121	F1	6 LAWRENCE / HUGES	LCR Yamaha -	4	12:25.595	1 Lap	1.777	57.33	3:01.734	4
NOT CLASSIFIED											
DNF	10	F1	WEBB / LAWRENCE	LCR SUZUKI - Lifesafety systems	0						
DNF	19	F1	MACBRIDE / THOMPSON	LCR SUZUKI - Nick Webb	0						
DQ	118*	F1	BICKNELL / ENSOR	LCR Kawasaki -	0						

FASTEST LAP

52	F1	PHILP / ALLUM	LCR - powerbiking	4	2:24.846	73.78 mph	118.75 kph
37	F2	MORPHET / HALLIBURTON	LCR Suzuki -	4	2:41.176	66.31 mph	106.72 kph

No. 118 - Disqualified from race result, technical infringement

Class F1 - 92.5% of Race Speed = 66.60 mph

Class F2 - 92.5% of Race Speed = 60.18 mph

Snetterton 300
Circuit Length = 2.9689 miles
Start: 15:19 Flag 15:32 End: 15:36

Weather / Track : Cloudy / Drying

These results are provisional until the conclusion of any judicial and technical matters.

Clerk Of Course :	Timekeeper :
-------------------	--------------

Results can be found at www.tsl-timing.com

Printed - 15:45 Saturday, 08 June 2019



BMCRC - MRO Championships 2019 - Rnd 5 @ Snetterton

RKB/BMCRC F1 & F2 Sidecars

RACE 9 - LAP CHART

LAP 1 @ 15:22:31.151

NO	BEHIND	LAP TIME
52		2:33.271
35	13.378	2:46.649
37	18.695	2:51.966
55	25.489	2:58.760
92	26.007	2:59.278
6	27.431	3:00.702
167	27.632	3:00.903
4	28.412	3:01.683
412	28.830	3:02.101
121	40.495	3:13.766
14	42.916	3:16.187

37	1:20.744	2:42.717
6	1:51.352	2:44.639
92	1:54.924	2:46.579
55	1:55.104	2:42.789
167	2:03.507	2:49.602
412	2:42.450	3:00.241

LAP 2 @ 15:25:02.829

NO	BEHIND	LAP TIME
52		2:31.678
35	25.379	2:43.679
4	30.674	2:33.940
37	32.002	2:44.985
92	46.177	2:51.848
6	47.675	2:51.922
412	48.931	2:51.779
167	49.470	2:53.516
55	50.592	2:56.781
121	1:15.951	3:07.134
14	1:16.894	3:05.656

LAP 3 @ 15:27:28.704

NO	BEHIND	LAP TIME
52		2:25.875
4	36.027	2:31.228
35	44.215	2:44.711
37	48.055	2:41.928
92	1:09.845	2:49.543
6	1:10.430	2:48.630
167	1:15.771	2:52.176
55	1:16.020	2:51.303
412	1:30.247	3:07.191
121	1:53.037	3:02.961
14	1:54.263	3:03.244

LAP 4 @ 15:29:53.550

NO	BEHIND	LAP TIME
52		2:24.846
4	40.014	2:28.833
35	1:02.864	2:43.495
37	1:04.385	2:41.176
6	1:33.071	2:47.487
92	1:34.703	2:49.704
55	1:38.673	2:47.499
167	1:40.263	2:49.338
412	2:08.567	3:03.166

LAP 5 @ 15:32:19.908

NO	BEHIND	LAP TIME
52		2:26.358
14	1 Lap	2:58.731
121	1 Lap	3:01.734
4	47.638	2:33.982
35	1:19.327	2:42.821

Weather / Track : Cloudy / Drying

Results can be found at www.tsl-timing.com

Snetterton 300

Circuit Length = 2.9689 miles

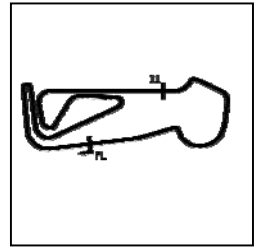
Start: 15:19 Flag 15:32 End: 15:36

Printed - 15:46 Saturday, 08 June 2019

BMCRC - MRO Championships 2019 - Rnd 5 @ Snetterton

RKB/BMCRC F1 & F2 Sidecars

RACE 9 - SECTOR ANALYSIS



SECTOR 1 = FL to I1, SECTOR 2 = I1 to FL, DIFF = Difference To Personal Best Lap, P = Crossed Finish Line in Pit Lane, D = Time Disallowed

P1 52 F1 PHILP / ALLUM		LCR - powerbiking				
IDEAL LAP TIME : 2:24.846		BEST LAP TIME : 2:24.846		DIFFERENCE : 0.000		
LAP	SECTOR 1	SECTOR 2	LAP TIME	MPH	DIFF	TIME OF DAY
1 -		49.875	2:33.271	69.73	8.425	15:22:31.151
2 -	1:41.170	50.508	2:31.678	70.46	6.832	15:25:02.829
3 -	1:36.217	49.658	2:25.875 (2)	73.26	1.029	15:27:28.704
4 -	1:35.220	49.626	2:24.846 (1)	73.78		15:29:53.550
5 -	1:35.520	50.838	2:26.358 (3)	73.02	1.512	15:32:19.908

P2 4 F1 PEACH / GEDDES		-				
IDEAL LAP TIME : 2:28.833		BEST LAP TIME : 2:28.833		DIFFERENCE : 0.000		
LAP	SECTOR 1	SECTOR 2	LAP TIME	MPH	DIFF	TIME OF DAY
1 -		57.246	3:01.683	58.82	32.850	15:22:59.563
2 -	1:43.498	50.442	2:33.940 (3)	69.43	5.107	15:25:33.503
3 -	1:40.683	50.545	2:31.228 (2)	70.67	2.395	15:28:04.731
4 -	1:38.608	50.225	2:28.833 (1)	71.81		15:30:33.564
5 -	1:43.343	50.639	2:33.982	69.41	5.149	15:33:07.546

P3 35 F2 REEVES / THOMAS		LCR Honda -				
IDEAL LAP TIME : 2:40.715		BEST LAP TIME : 2:42.821		DIFFERENCE : 2.106		
LAP	SECTOR 1	SECTOR 2	LAP TIME	MPH	DIFF	TIME OF DAY
1 -		54.599	2:46.649	64.13	3.828	15:22:44.529
2 -	1:48.037	55.642	2:43.679 (3)	65.29	0.858	15:25:28.208
3 -	1:49.363	55.348	2:44.711	64.88	1.890	15:28:12.919
4 -	1:49.199	54.296	2:43.495 (2)	65.37	0.674	15:30:56.414
5 -	1:46.419	56.402	2:42.821 (1)	65.64		15:33:39.235

P4 37 F2 MORPHET / HALLIBURTON		LCR Suzuki -				
IDEAL LAP TIME : 2:41.176		BEST LAP TIME : 2:41.176		DIFFERENCE : 0.000		
LAP	SECTOR 1	SECTOR 2	LAP TIME	MPH	DIFF	TIME OF DAY
1 -		55.647	2:51.966	62.15	10.790	15:22:49.846
2 -	1:48.433	56.552	2:44.985	64.78	3.809	15:25:34.831
3 -	1:46.960	54.968	2:41.928 (2)	66.00	0.752	15:28:16.759
4 -	1:46.548	54.628	2:41.176 (1)	66.31		15:30:57.935
5 -	1:46.705	56.012	2:42.717 (3)	65.68	1.541	15:33:40.652

P5 6 F2 BELLABY / CRACKNELL		DDM Suzuki - Gristwood & Toms				
IDEAL LAP TIME : 2:44.639		BEST LAP TIME : 2:44.639		DIFFERENCE : 0.000		
LAP	SECTOR 1	SECTOR 2	LAP TIME	MPH	DIFF	TIME OF DAY
1 -		58.648	3:00.702	59.14	16.063	15:22:58.582
2 -	1:54.678	57.244	2:51.922	62.16	7.283	15:25:50.504
3 -	1:52.365	56.265	2:48.630 (3)	63.38	3.991	15:28:39.134
4 -	1:51.295	56.192	2:47.487 (2)	63.81	2.848	15:31:26.621
5 -	1:48.547	56.092	2:44.639 (1)	64.91		15:34:11.260

P6 92 F1 HILDIGE / HILDIGE		Yamaha - Les King				
IDEAL LAP TIME : 2:46.579		BEST LAP TIME : 2:46.579		DIFFERENCE : 0.000		
LAP	SECTOR 1	SECTOR 2	LAP TIME	MPH	DIFF	TIME OF DAY
1 -		58.153	2:59.278	59.61	12.699	15:22:57.158
2 -	1:55.044	56.804	2:51.848	62.19	5.269	15:25:49.006
3 -	1:52.147	57.396	2:49.543 (2)	63.04	2.964	15:28:38.549
4 -	1:52.875	56.829	2:49.704 (3)	62.98	3.125	15:31:28.253
5 -	1:50.057	56.522	2:46.579 (1)	64.16		15:34:14.832

P7 55 F2 STAINTON / STAINTON		LCR - Interfuse Ltd				
IDEAL LAP TIME : 2:42.789		BEST LAP TIME : 2:42.789		DIFFERENCE : 0.000		
LAP	SECTOR 1	SECTOR 2	LAP TIME	MPH	DIFF	TIME OF DAY
1 -						

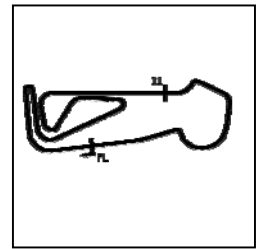
Weather / Track : Cloudy / Drying

Snetterton 300
Circuit Length = 2.9689 miles
Start: 15:19 Flag 15:32 End: 15:36

BMCRC - MRO Championships 2019 - Rnd 5 @ Snetterton

RKB/BMCRC F1 & F2 Sidecars

RACE 9 - SECTOR ANALYSIS



SECTOR 1 = FL to I1, SECTOR 2 = I1 to FL, DIFF = Difference To Personal Best Lap, P = Crossed Finish Line in Pit Lane, D = Time Disallowed

1 -		58.621	2:58.760	59.78	15.971	15:22:56.640
2 -	1:55.326	1:01.455	2:56.781	60.45	13.992	15:25:53.421
3 -	1:54.421	56.882	2:51.303 (3)	62.39	8.514	15:28:44.724
4 -	1:51.585	55.914	2:47.499 (2)	63.80	4.710	15:31:32.223
5 -	1:47.236	55.553	2:42.789 (1)	65.65		15:34:15.012

P8 167 F2 PETTMAN / LAWRENCE			Windle Yamaha -			
IDEAL LAP TIME : 2:48.096		BEST LAP TIME : 2:49.338		DIFFERENCE : 1.242		
LAP	SECTOR 1	SECTOR 2	LAP TIME	MPH	DIFF	TIME OF DAY
1 -		58.778	3:00.903	59.08	11.565	15:22:58.783
2 -	1:55.219	58.297	2:53.516	61.59	4.178	15:25:52.299
3 -	1:54.765	57.411	2:52.176 (3)	62.07	2.838	15:28:44.475
4 -	1:52.435	56.903	2:49.338 (1)	63.11		15:31:33.813
5 -	1:51.193	58.409	2:49.602 (2)	63.01	0.264	15:34:23.415

P9 412 F1 PETTIS / JEFFERY			RSR KTM 1190 - Performance technical			
IDEAL LAP TIME : 2:51.616		BEST LAP TIME : 2:51.779		DIFFERENCE : 0.163		
LAP	SECTOR 1	SECTOR 2	LAP TIME	MPH	DIFF	TIME OF DAY
1 -		58.762	3:02.101	58.69	10.322	15:22:59.981
2 -	1:53.992	57.787	2:51.779 (1)	62.21		15:25:51.760
3 -	2:09.567	57.624	3:07.191	57.09	15.412	15:28:58.951
4 -	1:59.995	1:03.171	3:03.166 (3)	58.35	11.387	15:32:02.117
5 -	2:00.256	59.985	3:00.241 (2)	59.29	8.462	15:35:02.358

P10 14 F1 BURNS / WINFROW			Honda CBR600RR - MRB Fencing			
IDEAL LAP TIME : 2:58.731		BEST LAP TIME : 2:58.731		DIFFERENCE : 0.000		
LAP	SECTOR 1	SECTOR 2	LAP TIME	MPH	DIFF	TIME OF DAY
1 -		1:03.120	3:16.187	54.47	17.456	15:23:14.067
2 -	2:02.787	1:02.869	3:05.656 (3)	57.56	6.925	15:26:19.723
3 -	2:00.549	1:02.695	3:03.244 (2)	58.32	4.513	15:29:22.967
4 -	1:59.687	59.044	2:58.731 (1)	59.79		15:32:21.698

P11 121 F1 LAWRENCE / HUGES			LCR Yamaha -			
IDEAL LAP TIME : 3:01.734		BEST LAP TIME : 3:01.734		DIFFERENCE : 0.000		
LAP	SECTOR 1	SECTOR 2	LAP TIME	MPH	DIFF	TIME OF DAY
1 -		1:02.042	3:13.766	55.15	12.032	15:23:11.646
2 -	2:03.793	1:03.341	3:07.134 (3)	57.11	5.400	15:26:18.780
3 -	2:00.731	1:02.230	3:02.961 (2)	58.41	1.227	15:29:21.741
4 -	1:59.937	1:01.797	3:01.734 (1)	58.81		15:32:23.475

BMCRC - MRO Championships 2019 - Rnd 5 @ Snetterton

RKB/BMCRC F1 & F2 Sidecars

RACE 9 - BEST SECTORS

SECTOR 1			SECTOR 2			IDEAL / BEST COMPARISON						
POS	NO	NAME	TIME	NO	NAME	TIME	POS	NO	NAME	IDEAL	BEST	DIFF
									PERFECT LAP	2:24.846		
1	52	PHILP / ALLUM	1:35.220	52	PHILP / ALLUM	49.626	1	52	PHILP / ALLUM	2:24.846	2:24.846	0.000
2	4	PEACH / GEDDES	1:38.608	4	PEACH / GEDDES	50.225	2	4	PEACH / GEDDES	2:28.833	2:28.833	0.000
3	35	REEVES / THOMAS	1:46.419	35	REEVES / THOMAS	54.296	3	35	REEVES / THOMAS	2:40.715	2:42.821	2.106
4	37	MORPHET / HALLIBURTON	1:46.548	37	MORPHET / HALLIBURTON	54.628	4	37	MORPHET / HALLIBURTON	2:41.176	2:41.176	0.000
5	55	STANTON / STANTON	1:47.236	55	STANTON / STANTON	55.553	5	55	STANTON / STANTON	2:42.789	2:42.789	0.000
6	6	BELLABY / CRACKNELL	1:48.547	6	BELLABY / CRACKNELL	56.092	6	6	BELLABY / CRACKNELL	2:44.639	2:44.639	0.000
7	92	HILDIGE / HILDIGE	1:50.057	92	HILDIGE / HILDIGE	56.522	7	92	HILDIGE / HILDIGE	2:46.579	2:46.579	0.000
8	167	PETTMAN / LAWRENCE	1:51.193	167	PETTMAN / LAWRENCE	56.903	8	167	PETTMAN / LAWRENCE	2:48.096	2:49.338	1.242
9	412	PETTIS / JEFFERY	1:53.992	412	PETTIS / JEFFERY	57.624	9	412	PETTIS / JEFFERY	2:51.616	2:51.779	0.163
10	14	BURNS / WINFROW	1:59.687	14	BURNS / WINFROW	59.044	10	14	BURNS / WINFROW	2:58.731	2:58.731	0.000
11	121	LAWRENCE / HUGES	1:59.937	121	LAWRENCE / HUGES	1:01.797	11	121	LAWRENCE / HUGES	3:01.734	3:01.734	0.000
12												
13												
14												

Weather / Track : Cloudy / Drying

Results can be found at www.tsl-timing.com

Snetterton 300
Circuit Length = 2.9689 miles
Start: 15:19 Flag 15:32 End: 15:36

Printed - 15:46 Saturday, 08 June 2019

BMCRC - MRO Championships 2019 - Rnd 5 @ Snetterton

RKB/BMCRC F1 & F2 Sidecars

RACE 17 - GRID (5 Laps)

ROW 8	1		15	31 MUNRO / SADBERRY		
ROW 7		14	118 BICKNELL / ENSOR	13	19 MACBRIDE / THOMPSON	
ROW 6	12	10 WEBB / LAWRENCE	11	121 LAWRENCE / HUGES	3:01.734	
ROW 5		10	14 BURNS / WINFROW	9	412 PETTIS / JEFFERY	2:58.731 2:51.779
ROW 4	8	167 PETTMAN / LAWRENCE	7	92 HILDIGE / HILDIGE	2:49.338 2:46.579	
ROW 3		6	6 BELLABY / CRACKNELL	5	35 REEVES / THOMAS	2:44.639 2:42.821
ROW 2	4	55 STANTON / STANTON	3	37 MORPHET / HALLIBURTON	2:42.789 2:41.176	
ROW 1		2	4 PEACH / GEDDES	1	52 PHILP / ALLUM	2:28.833 2:24.846
					Pole	

Snetterton 300
Circuit Length = 2.9689 miles

These results are provisional until the conclusion of any judicial and technical matters.

Clerk Of Course :		Timekeeper :
-------------------	--	--------------

Results can be found at www.tsl-timing.com

Printed - 15:48 Saturday, 08 June 2019



BMCRC - MRO Championships 2019 - Rnd 5 @ Snetterton

RKB/BMCRC F1 & F2 Sidecars

RACE 17 - CLASSIFICATION

POS	NO	CL	PIC NAME	ENTRY	LAPS	TIME	GAP	DIFF	MPH	BEST	ON
1	52	F1	1 PHILP / ALLUM	LCR - powerbiking	5	10:32.628			84.47	2:04.229	3
2	4	F1	2 PEACH / GEDDES	-	5	11:24.454	51.826	51.826	78.07	2:14.451	4
3	92	F1	3 HILDIGE / HILDIGE	Yamaha - Les King	5	11:31.213	58.585	6.759	77.31	2:16.630	3
4	37	F2	1 MORPHET / HALLIBURTON	LCR Suzuki -	5	11:37.737	1:05.109	6.524	76.59	2:17.233	3
5	55	F2	2 STAINTON / STAINTON	LCR - Interfuse Ltd	5	11:48.106	1:15.478	10.369	75.46	2:18.744	3
6	121	F1	4 LAWRENCE / HUGES	LCR Yamaha -	5	12:01.373	1:28.745	13.267	74.08	2:20.646	3
7	412	F1	5 PETTIS / JEFFERY	RSR KTM 1190 - Performance technical	5	12:10.343	1:37.715	8.970	73.17	2:22.414	5
8	167	F2	3 PETTMAN / LAWRENCE	Windle Yamaha -	5	12:19.467	1:46.839	9.124	72.26	2:24.839	5
9	6	F2	4 BELLABY / CRACKNELL	DDM Suzuki - Gristwood & Toms	5	12:25.750	1:53.122	6.283	71.65	2:26.752	5
10	14	F1	6 BURNS / WINFROW	Honda CBR600RR - MRB Fencing	4	10:33.359	1 Lap	1 Lap	67.50	2:36.955	4

NOT CLASSIFIED

DNF	10	F1	WEBB / LAWRENCE	LCR SUZUKI - Lifesafety systems	4	9:22.737	1 Lap		75.97	2:15.913	3
DNF	35	F2	REEVES / THOMAS	LCR Honda -	3	7:28.509	2 Laps	1 Lap	71.49	2:28.097	2

FASTEST LAP

52	F1	PHILP / ALLUM	LCR - powerbiking	3	2:04.229	86.03 mph	138.46 kph
37	F2	MORPHET / HALLIBURTON	LCR Suzuki -	3	2:17.233	77.88 mph	125.34 kph

Class F1 - 92.5% of Race Speed = 78.13 mph

Class F2 - 92.5% of Race Speed = 70.84 mph

Snetterton 300
 Circuit Length = 2.9689 miles
 Start: 18:10 Flag 18:20 End: 18:22

Weather / Track : Cloudy / Damp

These results are provisional until the conclusion of any judicial and technical matters.

Clerk Of Course :	Timekeeper :
-------------------	--------------

Results can be found at www.tsl-timing.com

Printed - 18:46 Saturday, 08 June 2019



BMCRC - MRO Championships 2019 - Rnd 5 @ Snetterton

RKB/BMCRC F1 & F2 Sidecars

RACE 17 - LAP CHART

LAP 1 @ 18:12:18.120

NO	BEHIND	LAP TIME
52		2:12.013
4	10.517	2:22.530
92	11.460	2:23.473
37	12.787	2:24.800
10	16.437	2:28.450
55	19.117	2:31.130
35	19.885	2:31.898
412	20.851	2:32.864
121	20.934	2:32.947
6	22.288	2:34.301
167	24.452	2:36.465
14	30.269	2:42.282

14	1 Lap	2:36.955
4	51.826	2:15.506
92	58.585	2:16.783
37	1:05.109	2:17.359
55	1:15.478	2:19.595
121	1:28.745	2:20.707
412	1:37.715	2:22.414
167	1:46.839	2:24.839
6	1:53.122	2:26.752

LAP 2 @ 18:14:23.153

NO	BEHIND	LAP TIME
52		2:05.033
4	22.816	2:17.332
92	23.718	2:17.291
37	25.629	2:17.875
10	28.811	2:17.407
55	33.846	2:19.762
121	40.044	2:24.143
35	42.949	2:28.097
412	43.086	2:27.268
6	45.703	2:28.448
167	46.015	2:26.596
14	1:02.222	2:36.986

LAP 3 @ 18:16:27.382

NO	BEHIND	LAP TIME
52		2:04.229
4	33.222	2:14.635
92	36.119	2:16.630
37	38.633	2:17.233
10	40.495	2:15.913
55	48.361	2:18.744
121	56.461	2:20.646
412	1:02.655	2:23.798
35	1:07.234	2:28.514
167	1:07.541	2:25.755
6	1:09.487	2:28.013
14	1:35.129	2:37.136

LAP 4 @ 18:18:33.172

NO	BEHIND	LAP TIME
52		2:05.790
4	41.883	2:14.451
92	47.365	2:17.036
37	53.313	2:20.470
10	55.672	2:20.967
55	1:01.446	2:18.875
121	1:13.601	2:22.930
412	1:20.864	2:23.999
167	1:27.563	2:25.812
6	1:31.933	2:28.236

LAP 5 @ 18:20:38.735

NO	BEHIND	LAP TIME
52		2:05.563

Weather / Track : Cloudy / Damp

Results can be found at www.tsl-timing.com

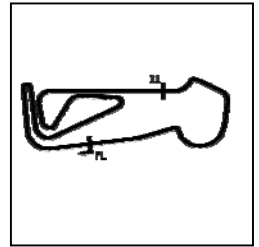
Snetterton 300
Circuit Length = 2.9689 miles
Start: 18:10 Flag 18:20 End: 18:22

Printed - 18:47 Saturday, 08 June 2019

BMCRC - MRO Championships 2019 - Rnd 5 @ Snetterton

RKB/BMCRC F1 & F2 Sidecars

RACE 17 - SECTOR ANALYSIS



SECTOR 1 = FL to I1, SECTOR 2 = I1 to FL, DIFF = Difference To Personal Best Lap, P = Crossed Finish Line in Pit Lane, D = Time Disallowed

P1 52 F1 PHILP / ALLUM		LCR - powerbiking				
IDEAL LAP TIME : 2:04.109		BEST LAP TIME : 2:04.229		DIFFERENCE : 0.120		
LAP	SECTOR 1	SECTOR 2	LAP TIME	MPH	DIFF	TIME OF DAY
1 -		42.194	2:12.013	80.96	7.784	18:12:18.120
2 -	1:23.511	41.522	2:05.033 (2)	85.48	0.804	18:14:23.153
3 -	1:22.587	41.642	2:04.229 (1)	86.03		18:16:27.382
4 -	1:23.639	42.151	2:05.790	84.96	1.561	18:18:33.172
5 -	1:23.426	42.137	2:05.563 (3)	85.12	1.334	18:20:38.735

P2 4 F1 PEACH / GEDDES		-				
IDEAL LAP TIME : 2:13.933		BEST LAP TIME : 2:14.451		DIFFERENCE : 0.518		
LAP	SECTOR 1	SECTOR 2	LAP TIME	MPH	DIFF	TIME OF DAY
1 -		46.636	2:22.530	74.98	8.079	18:12:28.637
2 -	1:31.036	46.296	2:17.332	77.82	2.881	18:14:45.969
3 -	1:29.529	45.106	2:14.635 (2)	79.38	0.184	18:17:00.604
4 -	1:28.827	45.624	2:14.451 (1)	79.49		18:19:15.055
5 -	1:28.886	46.620	2:15.506 (3)	78.87	1.055	18:21:30.561

P3 92 F1 HILDIGE / HILDIGE		Yamaha - Les King				
IDEAL LAP TIME : 2:16.354		BEST LAP TIME : 2:16.630		DIFFERENCE : 0.276		
LAP	SECTOR 1	SECTOR 2	LAP TIME	MPH	DIFF	TIME OF DAY
1 -		45.328	2:23.473	74.49	6.843	18:12:29.580
2 -	1:31.304	45.987	2:17.291	77.84	0.661	18:14:46.871
3 -	1:31.050	45.580	2:16.630 (1)	78.22		18:17:03.501
4 -	1:31.026	46.010	2:17.036 (3)	77.99	0.406	18:19:20.537
5 -	1:31.067	45.716	2:16.783 (2)	78.13	0.153	18:21:37.320

P4 37 F2 MORPHET / HALLIBURTON		LCR Suzuki -				
IDEAL LAP TIME : 2:16.609		BEST LAP TIME : 2:17.233		DIFFERENCE : 0.624		
LAP	SECTOR 1	SECTOR 2	LAP TIME	MPH	DIFF	TIME OF DAY
1 -		46.814	2:24.800	73.81	7.567	18:12:30.907
2 -	1:32.111	45.764	2:17.875 (3)	77.52	0.642	18:14:48.782
3 -	1:31.599	45.634	2:17.233 (1)	77.88		18:17:06.015
4 -	1:33.903	46.567	2:20.470	76.08	3.237	18:19:26.485
5 -	1:30.975	46.384	2:17.359 (2)	77.81	0.126	18:21:43.844

P5 55 F2 STAINTON / STAINTON		LCR - Interfuse Ltd				
IDEAL LAP TIME : 2:18.744		BEST LAP TIME : 2:18.744		DIFFERENCE : 0.000		
LAP	SECTOR 1	SECTOR 2	LAP TIME	MPH	DIFF	TIME OF DAY
1 -		47.857	2:31.130	70.72	12.386	18:12:37.237
2 -	1:33.234	46.528	2:19.762	76.47	1.018	18:14:56.999
3 -	1:32.745	45.999	2:18.744 (1)	77.03		18:17:15.743
4 -	1:32.771	46.104	2:18.875 (2)	76.96	0.131	18:19:34.618
5 -	1:33.309	46.286	2:19.595 (3)	76.56	0.851	18:21:54.213

P6 121 F1 LAWRENCE / HUGES		LCR Yamaha -				
IDEAL LAP TIME : 2:19.070		BEST LAP TIME : 2:20.646		DIFFERENCE : 1.576		
LAP	SECTOR 1	SECTOR 2	LAP TIME	MPH	DIFF	TIME OF DAY
1 -		48.316	2:32.947	69.88	12.301	18:12:39.054
2 -	1:36.552	47.591	2:24.143	74.14	3.497	18:15:03.197
3 -	1:32.457	48.189	2:20.646 (1)	75.99		18:17:23.843
4 -	1:33.660	49.270	2:22.930 (3)	74.77	2.284	18:19:46.773
5 -	1:34.094	46.613	2:20.707 (2)	75.95	0.061	18:22:07.480

P7 412 F1 PETTIS / JEFFERY		RSR KTM 1190 - Performance technical				
IDEAL LAP TIME : 2:22.414		BEST LAP TIME : 2:22.414		DIFFERENCE : 0.000		
LAP	SECTOR 1	SECTOR 2	LAP TIME	MPH	DIFF	TIME OF DAY
1 -						
2 -						
3 -						
4 -						
5 -						

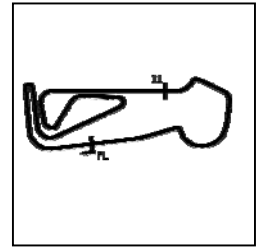
Weather / Track : Cloudy / Damp

Snetterton 300
Circuit Length = 2.9689 miles
Start: 18:10 Flag 18:20 End: 18:22

BMCRC - MRO Championships 2019 - Rnd 5 @ Snetterton

RKB/BMCRC F1 & F2 Sidecars

RACE 17 - SECTOR ANALYSIS



SECTOR 1 = FL to I1, SECTOR 2 = I1 to FL, DIFF = Difference To Personal Best Lap, P = Crossed Finish Line in Pit Lane, D = Time Disallowed

1 -		49.180	2:32.864	69.91	10.450	18:12:38.971
2 -	1:37.475	49.793	2:27.268	72.57	4.854	18:15:06.239
3 -	1:35.642	48.156	2:23.798 (2)	74.32	1.384	18:17:30.037
4 -	1:36.289	47.710	2:23.999 (3)	74.22	1.585	18:19:54.036
5 -	1:34.755	47.659	2:22.414 (1)	75.04		18:22:16.450

P8 167 F2		PETTMAN / LAWRENCE		Windle Yamaha -		
IDEAL LAP TIME : 2:24.590		BEST LAP TIME : 2:24.839		DIFFERENCE : 0.249		
LAP	SECTOR 1	SECTOR 2	LAP TIME	MPH	DIFF	TIME OF DAY
1 -		49.872	2:36.465	68.30	11.626	18:12:42.572
2 -	1:36.732	49.864	2:26.596	72.90	1.757	18:15:09.168
3 -	1:37.132	48.623	2:25.755 (2)	73.32	0.916	18:17:34.923
4 -	1:37.237	48.575	2:25.812 (3)	73.30	0.973	18:20:00.735
5 -	1:36.015	48.824	2:24.839 (1)	73.79		18:22:25.574

P9 6 F2		BELLABY / CRACKNELL		DDM Suzuki - Gristwood & Toms		
IDEAL LAP TIME : 2:26.691		BEST LAP TIME : 2:26.752		DIFFERENCE : 0.061		
LAP	SECTOR 1	SECTOR 2	LAP TIME	MPH	DIFF	TIME OF DAY
1 -		49.337	2:34.301	69.26	7.549	18:12:40.408
2 -	1:38.205	50.243	2:28.448	71.99	1.696	18:15:08.856
3 -	1:38.126	49.887	2:28.013 (2)	72.21	1.261	18:17:36.869
4 -	1:37.968	50.268	2:28.236 (3)	72.10	1.484	18:20:05.105
5 -	1:37.354	49.398	2:26.752 (1)	72.83		18:22:31.857

P10 14 F1		BURNS / WINFROW		Honda CBR600RR - MRB Fencing		
IDEAL LAP TIME : 2:36.514		BEST LAP TIME : 2:36.955		DIFFERENCE : 0.441		
LAP	SECTOR 1	SECTOR 2	LAP TIME	MPH	DIFF	TIME OF DAY
1 -		52.750	2:42.282	65.86	5.327	18:12:48.389
2 -	1:44.566	52.420	2:36.986 (2)	68.08	0.031	18:15:25.375
3 -	1:45.188	51.948	2:37.136 (3)	68.01	0.181	18:18:02.511
4 -	1:44.754	52.201	2:36.955 (1)	68.09		18:20:39.466

P11 10 F1		WEBB / LAWRENCE		LCR SUZUKI - Lifesafety systems		
IDEAL LAP TIME : 2:14.506		BEST LAP TIME : 2:15.913		DIFFERENCE : 1.407		
LAP	SECTOR 1	SECTOR 2	LAP TIME	MPH	DIFF	TIME OF DAY
1 -		45.983	2:28.450	71.99	12.537	18:12:34.557
2 -	1:31.546	45.861	2:17.407 (2)	77.78	1.494	18:14:51.964
3 -	1:31.383	44.530	2:15.913 (1)	78.63		18:17:07.877
4 -	1:29.976	50.991	2:20.967 (3)	75.81	5.054	18:19:28.844

P12 35 F2		REEVES / THOMAS		LCR Honda -		
IDEAL LAP TIME : 2:26.898		BEST LAP TIME : 2:28.097		DIFFERENCE : 1.199		
LAP	SECTOR 1	SECTOR 2	LAP TIME	MPH	DIFF	TIME OF DAY
1 -		48.952	2:31.898	70.36	3.801	18:12:38.005
2 -	1:37.946	50.151	2:28.097 (1)	72.16		18:15:06.102
3 -	1:38.905	49.609	2:28.514 (2)	71.96	0.417	18:17:34.616

Weather / Track : Cloudy / Damp

Snetterton 300
Circuit Length = 2.9689 miles
Start: 18:10 Flag 18:20 End: 18:22

BMCRC - MRO Championships 2019 - Rnd 5 @ Snetterton

RKB/BMCRC F1 & F2 Sidecars

RACE 17 - BEST SECTORS

SECTOR 1			SECTOR 2			IDEAL / BEST COMPARISON						
POS	NO	NAME	TIME	NO	NAME	TIME	POS	NO	NAME	IDEAL	BEST	DIFF
									PERFECT LAP	2:04.109		
1	52	PHILP / ALLUM	1:22.587	52	PHILP / ALLUM	41.522	1	52	PHILP / ALLUM	2:04.109	2:04.229	0.120
2	4	PEACH / GEDDES	1:28.827	10	WEBB / LAWRENCE	44.530	2	4	PEACH / GEDDES	2:13.933	2:14.451	0.518
3	10	WEBB / LAWRENCE	1:29.976	4	PEACH / GEDDES	45.106	3	10	WEBB / LAWRENCE	2:14.506	2:15.913	1.407
4	37	MORPHET / HALLIBURTON	1:30.975	92	HILDIGE / HILDIGE	45.328	4	92	HILDIGE / HILDIGE	2:16.354	2:16.630	0.276
5	92	HILDIGE / HILDIGE	1:31.026	37	MORPHET / HALLIBURTON	45.634	5	37	MORPHET / HALLIBURTON	2:16.609	2:17.233	0.624
6	121	LAWRENCE / HUGES	1:32.457	55	STAINTON / STAINTON	45.999	6	55	STAINTON / STAINTON	2:18.744	2:18.744	0.000
7	55	STAINTON / STAINTON	1:32.745	121	LAWRENCE / HUGES	46.613	7	121	LAWRENCE / HUGES	2:19.070	2:20.646	1.576
8	412	PETTIS / JEFFERY	1:34.755	412	PETTIS / JEFFERY	47.659	8	412	PETTIS / JEFFERY	2:22.414	2:22.414	0.000
9	167	PETTMAN / LAWRENCE	1:36.015	167	PETTMAN / LAWRENCE	48.575	9	167	PETTMAN / LAWRENCE	2:24.590	2:24.839	0.249
10	6	BELLABY / CRACKNELL	1:37.354	35	REEVES / THOMAS	48.952	10	6	BELLABY / CRACKNELL	2:26.691	2:26.752	0.061
11	35	REEVES / THOMAS	1:37.946	6	BELLABY / CRACKNELL	49.337	11	35	REEVES / THOMAS	2:26.898	2:28.097	1.199
12	14	BURNS / WINFROW	1:44.566	14	BURNS / WINFROW	51.948	12	14	BURNS / WINFROW	2:36.514	2:36.955	0.441

Weather / Track : Cloudy / Damp

Results can be found at www.tsl-timing.com

Snetterton 300
Circuit Length = 2.9689 miles
Start: 18:10 Flag 18:20 End: 18:22


Printed - 18:47 Saturday, 08 June 2019

BMCRC - MRO Championships 2019 - Rnd 5 @ Snetterton

RKB/BMCRC F1 & F2 Sidecars

RACE 9 - GRID (7 Laps)

ROW 8	15	31	MUNRO / SADBERRY					
ROW 7	14	118	BICKNELL / ENSOR	13	19	MACBRIDE / THOMPSON		
ROW 6	12	2:36.955	14	BURNS / WINFROW	11	2:28.097	35	REEVES / THOMAS
ROW 5	10	2:26.752	6	BELLABY / CRACKNELL	9	2:24.839	167	PETTMAN / LAWRENCE
ROW 4	8	2:22.414	412	PETTIS / JEFFERY	7	2:20.646	121	LAWRENCE / HUGES
ROW 3	6	2:18.744	55	STANTON / STANTON	5	2:17.233	37	MORPHET / HALLIBURTON
ROW 2	4	2:16.630	92	HILDIGE / HILDIGE	3	2:15.913	10	WEBB / LAWRENCE
ROW 1	2	2:14.451	4	PEACH / GEDDES	1	2:04.229	52	PHILP / ALLUM
Pole								



Snetterton 300
Circuit Length = 2.9689 miles

These results are provisional until the conclusion of any judicial and technical matters.

Clerk Of Course :		Timekeeper :	
-------------------	--	--------------	--

Results can be found at www.tsl-timing.com

Printed - 18:48 Saturday, 08 June 2019



BMCRC - MRO Championships 2019 - Rnd 5 @ Snetterton

RKB/BMCRC F1 & F2 Sidecars

RACE 9 - CLASSIFICATION

POS	NO	CL	PIC NAME	ENTRY	LAPS	TIME	GAP	DIFF	MPH	BEST	ON
1	52	F1	1 PHILP / ALLUM	LCR - powerbiking	7	15:36.817			79.86	2:03.249	3
2	10	F1	2 WEBB / LAWRENCE	LCR SUZUKI - Lifesafety systems	7	15:49.923	13.106	13.106	78.76	2:13.925	3
3	121	F1	3 LAWRENCE / HUGES	LCR Yamaha -	7	16:02.073	25.256	12.150	77.76	2:14.508	5
4	55	F2	1 STAINTON / STAINTON	LCR - Interfuse Ltd	7	16:08.905	32.088	6.832	77.21	2:16.515	4
5	37	F2	2 MORPHET / HALLIBURTON	LCR Suzuki -	7	16:10.402	33.585	1.497	77.09	2:16.122	5
6	4	F1	4 PEACH / GEDDES	-	7	16:18.380	41.563	7.978	76.46	2:11.131	2
7	412	F1	5 PETTIS / JEFFERY	RSR KTM 1190 - Performance technical	7	16:20.907	44.090	2.527	76.27	2:17.953	7
8	118	F1	6 BICKNELL / ENSOR	LCR Kawasaki -	7	16:25.067	48.250	4.160	75.95	2:10.509	3
9	31	F2	3 MUNRO / HILDGE	Shelbourne Yamaha - Allbikes	7	16:38.471	1:01.654	13.404	74.93	2:19.250	4
10	35	F2	4 REEVES / THOMAS	LCR Honda -	7	16:54.841	1:18.024	16.370	73.72	2:22.290	7
11	167	F2	5 PETTMAN / LAWRENCE	Windle Yamaha -	7	17:08.257	1:31.440	13.416	72.76	2:24.922	5
12	6	F2	6 BELLABY / CRACKNELL	DDM Suzuki - Gristwood & Toms	7	17:10.206	1:33.389	1.949	72.62	2:23.841	7
13	19	F1	7 MACBRIDE / THOMPSON	LCR SUZUKI - Nick Webb	6	16:38.530	1 Lap	1 Lap	64.22	2:42.828	4

NOT CLASSIFIED

DNF	14	F1	BURNS / WINFROW	Honda CBR600RR - MRB Fencing	0						
-----	----	----	-----------------	------------------------------	---	--	--	--	--	--	--

FASTEST LAP

52	F1	PHILP / ALLUM	LCR - powerbiking	3	2:03.249	86.71 mph	139.56 kph
37	F2	MORPHET / HALLIBURTON	LCR Suzuki -	5	2:16.122	78.51 mph	126.36 kph

Class F1 - 92.5% of Race Speed = 73.87 mph

Class F2 - 92.5% of Race Speed = 71.41 mph

Snetterton 300

Circuit Length = 2.9689 miles

Start: 13:32 Flag 13:47 End: 13:49

Weather / Track : Bright / Dry

These results are provisional until the conclusion of any judicial and technical matters.

Clerk Of Course :	Timekeeper :
-------------------	--------------

Results can be found at www.tsl-timing.com

Printed - 13:49 Sunday, 09 June 2019



BMCRC - MRO Championships 2019 - Rnd 5 @ Snetterton

RKB/BMCRC F1 & F2 Sidecars

RACE 9 - LAP CHART

LAP 1 @ 13:34:18.464

NO	BEHIND	LAP TIME
52		2:11.082
4	6.710	2:17.792
10	12.259	2:23.341
55	13.823	2:24.905
121	14.016	2:25.098
37	15.154	2:26.236
412	15.579	2:26.661
118	17.335	2:28.417
35	20.376	2:31.458
6	22.153	2:33.235
31	22.243	2:33.325
167	25.038	2:36.120
19	41.334	2:52.416

LAP 2 @ 13:36:22.780

NO	BEHIND	LAP TIME
52		2:04.316
4	13.525	2:11.131
10	22.864	2:14.921
121	26.986	2:17.286
55	27.752	2:18.245
118	28.157	2:15.138
37	29.105	2:18.267
412	29.914	2:18.651
35	41.875	2:25.815
31	41.942	2:24.015
6	45.625	2:27.788
167	46.081	2:25.359
19	1:24.149	2:47.131

LAP 3 @ 13:38:26.029

NO	BEHIND	LAP TIME
52		2:03.249
4	28.660	2:18.384
10	33.540	2:13.925
118	35.417	2:10.509
121	39.267	2:15.530
55	41.940	2:17.437
37	42.571	2:16.715
412	46.474	2:19.809
31	58.274	2:19.581
35	1:04.928	2:26.302
167	1:08.958	2:26.126
6	1:10.543	2:28.167

LAP 4 @ 13:40:30.264

NO	BEHIND	LAP TIME
52		2:04.235
19	1 Lap	2:44.017
10	43.662	2:14.357
4	44.222	2:19.797
118	46.118	2:14.936
121	50.498	2:15.466
55	54.220	2:16.515
37	55.049	2:16.713
412	1:01.647	2:19.408
31	1:13.289	2:19.250
35	1:23.490	2:22.797
167	1:29.725	2:25.002
6	1:33.185	2:26.877

LAP 5 @ 13:43:00.489

NO	BEHIND	LAP TIME
52		2:30.225
19	1 Lap	2:42.828
10	27.411	2:13.974
118	29.581	2:13.688
121	34.781	2:14.508
4	35.099	2:21.102
55	40.850	2:16.855
37	40.946	2:16.122
412	50.948	2:19.526
31	1:03.235	2:20.171
35	1:16.575	2:23.310
167	1:24.422	2:24.922
6	1:27.762	2:24.802

LAP 6 @ 13:45:25.111

NO	BEHIND	LAP TIME
52		2:24.622
10	16.964	2:14.175
121	26.716	2:16.557
55	33.765	2:17.537
19	1 Lap	2:45.696
37	34.903	2:18.579
4	34.987	2:24.510
412	45.225	2:18.899
118	50.994	2:46.035
31	59.020	2:20.407
35	1:14.822	2:22.869
167	1:24.960	2:25.160
6	1:28.636	2:25.496

LAP 7 @ 13:47:44.199

NO	BEHIND	LAP TIME
52		2:19.088
10	13.106	2:15.230
121	25.256	2:17.628
55	32.088	2:17.411
37	33.585	2:17.770
4	41.563	2:25.664
412	44.090	2:17.953
118	48.250	2:16.344
31	1:01.654	2:21.722
19	1 Lap	2:46.442
35	1:18.024	2:22.290
167	1:31.440	2:25.568
6	1:33.389	2:23.841

Weather / Track : Bright / Dry

Results can be found at www.tsl-timing.com

Snetterton 300

Circuit Length = 2.9689 miles

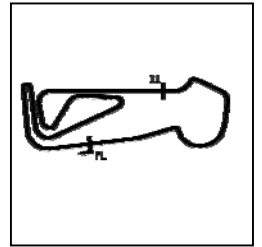
Start: 13:32 Flag 13:47 End: 13:49

Printed - 13:50 Sunday, 09 June 2019

BMCRC - MRO Championships 2019 - Rnd 5 @ Snetterton

RKB/BMCRC F1 & F2 Sidecars

RACE 9 - SECTOR ANALYSIS



SECTOR 1 = FL to I1, SECTOR 2 = I1 to FL, DIFF = Difference To Personal Best Lap, P = Crossed Finish Line in Pit Lane, D = Time Disallowed

P1 52 F1 PHILP / ALLUM		LCR - powerbiking				
IDEAL LAP TIME : 2:02.997		BEST LAP TIME : 2:03.249		DIFFERENCE : 0.252		
LAP	SECTOR 1	SECTOR 2	LAP TIME	MPH	DIFF	TIME OF DAY
1 -		41.354	2:11.082	81.53	7.833	13:34:18.464
2 -	1:23.044	41.272	2:04.316 (3)	85.97	1.067	13:36:22.780
3 -	1:22.085	41.164	2:03.249 (1)	86.71		13:38:26.029
4 -	1:21.833	42.402	2:04.235 (2)	86.03	0.986	13:40:30.264
5 -	1:36.526	53.699	2:30.225	71.14	26.976	13:43:00.489
6 -	1:35.759	48.863	2:24.622	73.90	21.373	13:45:25.111
7 -	1:30.689	48.399	2:19.088	76.84	15.839	13:47:44.199

P2 10 F1 WEBB / LAWRENCE		LCR SUZUKI - Lifesafety systems				
IDEAL LAP TIME : 2:13.669		BEST LAP TIME : 2:13.925		DIFFERENCE : 0.256		
LAP	SECTOR 1	SECTOR 2	LAP TIME	MPH	DIFF	TIME OF DAY
1 -		45.190	2:23.341	74.56	9.416	13:34:30.723
2 -	1:29.720	45.201	2:14.921	79.21	0.996	13:36:45.644
3 -	1:29.494	44.431	2:13.925 (1)	79.80		13:38:59.569
4 -	1:29.238	45.119	2:14.357	79.54	0.432	13:41:13.926
5 -	1:29.429	44.545	2:13.974 (2)	79.77	0.049	13:43:27.900
6 -	1:29.487	44.688	2:14.175 (3)	79.65	0.250	13:45:42.075
7 -	1:30.211	45.019	2:15.230	79.03	1.305	13:47:57.305

P3 121 F1 LAWRENCE / HUGES		LCR Yamaha -				
IDEAL LAP TIME : 2:14.141		BEST LAP TIME : 2:14.508		DIFFERENCE : 0.367		
LAP	SECTOR 1	SECTOR 2	LAP TIME	MPH	DIFF	TIME OF DAY
1 -		45.609	2:25.098	73.66	10.590	13:34:32.480
2 -	1:30.381	46.905	2:17.286	77.85	2.778	13:36:49.766
3 -	1:29.568	45.962	2:15.530 (3)	78.86	1.022	13:39:05.296
4 -	1:29.674	45.792	2:15.466 (2)	78.89	0.958	13:41:20.762
5 -	1:28.532	45.976	2:14.508 (1)	79.46		13:43:35.270
6 -	1:29.594	46.963	2:16.557	78.26	2.049	13:45:51.827
7 -	1:30.765	46.863	2:17.628	77.65	3.120	13:48:09.455

P4 55 F2 STAINTON / STAINTON		LCR - Interfuse Ltd				
IDEAL LAP TIME : 2:16.118		BEST LAP TIME : 2:16.515		DIFFERENCE : 0.397		
LAP	SECTOR 1	SECTOR 2	LAP TIME	MPH	DIFF	TIME OF DAY
1 -		46.210	2:24.905	73.75	8.390	13:34:32.287
2 -	1:32.298	45.947	2:18.245	77.31	1.730	13:36:50.532
3 -	1:31.921	45.516	2:17.437	77.76	0.922	13:39:07.969
4 -	1:31.155	45.360	2:16.515 (1)	78.29		13:41:24.484
5 -	1:30.906	45.949	2:16.855 (2)	78.09	0.340	13:43:41.339
6 -	1:30.758	46.779	2:17.537	77.71	1.022	13:45:58.876
7 -	1:31.328	46.083	2:17.411 (3)	77.78	0.896	13:48:16.287

P5 37 F2 MORPHET / HALLIBURTON		LCR Suzuki -				
IDEAL LAP TIME : 2:16.076		BEST LAP TIME : 2:16.122		DIFFERENCE : 0.046		
LAP	SECTOR 1	SECTOR 2	LAP TIME	MPH	DIFF	TIME OF DAY
1 -		46.336	2:26.236	73.08	10.114	13:34:33.618
2 -	1:31.938	46.329	2:18.267	77.30	2.145	13:36:51.885
3 -	1:31.353	45.362	2:16.715 (3)	78.17	0.593	13:39:08.600
4 -	1:31.439	45.274	2:16.713 (2)	78.17	0.591	13:41:25.313
5 -	1:30.895	45.227	2:16.122 (1)	78.51		13:43:41.435
6 -	1:31.452	47.127	2:18.579	77.12	2.457	13:46:00.014
7 -	1:32.589	45.181	2:17.770	77.57	1.648	13:48:17.784

P6 4 F1 PEACH / GEDDES		-				
IDEAL LAP TIME : 2:11.131		BEST LAP TIME : 2:11.131		DIFFERENCE : 0.000		
LAP	SECTOR 1	SECTOR 2	LAP TIME	MPH	DIFF	TIME OF DAY

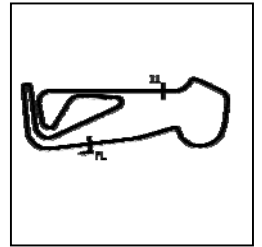
Weather / Track : Bright / Dry

Snetterton 300
Circuit Length = 2.9689 miles
Start: 13:32 Flag 13:47 End: 13:49

BMCRC - MRO Championships 2019 - Rnd 5 @ Snetterton

RKB/BMCRC F1 & F2 Sidecars

RACE 9 - SECTOR ANALYSIS



SECTOR 1 = FL to I1, SECTOR 2 = I1 to FL, DIFF = Difference To Personal Best Lap, P = Crossed Finish Line in Pit Lane, D = Time Disallowed

1 -		44.390	2:17.792	77.56	6.661	13:34:25.174
2 -	1:26.741	44.390	2:11.131 (1)	81.50		13:36:36.305
3 -	1:30.584	47.800	2:18.384 (2)	77.23	7.253	13:38:54.689
4 -	1:32.379	47.418	2:19.797 (3)	76.45	8.666	13:41:14.486
5 -	1:31.704	49.398	2:21.102	75.74	9.971	13:43:35.588
6 -	1:35.018	49.492	2:24.510	73.96	13.379	13:46:00.098
7 -	1:35.729	49.935	2:25.664	73.37	14.533	13:48:25.762

P7 412 F1	PETTIS / JEFFERY	RSR KTM 1190 - Performance technical
IDEAL LAP TIME : 2:17.874	BEST LAP TIME : 2:17.953	DIFFERENCE : 0.079

LAP	SECTOR 1	SECTOR 2	LAP TIME	MPH	DIFF	TIME OF DAY
1 -		46.174	2:26.661	72.87	8.708	13:34:34.043
2 -	1:32.019	46.632	2:18.651 (2)	77.08	0.698	13:36:52.694
3 -	1:31.772	48.037	2:19.809	76.44	1.856	13:39:12.503
4 -	1:32.216	47.192	2:19.408	76.66	1.455	13:41:31.911
5 -	1:32.956	46.570	2:19.526	76.60	1.573	13:43:51.437
6 -	1:32.406	46.493	2:18.899 (3)	76.94	0.946	13:46:10.336
7 -	1:31.700	46.253	2:17.953 (1)	77.47		13:48:28.289

P8 118 F1	BICKNELL / ENSOR	LCR Kawasaki -
IDEAL LAP TIME : 2:10.509	BEST LAP TIME : 2:10.509	DIFFERENCE : 0.000

LAP	SECTOR 1	SECTOR 2	LAP TIME	MPH	DIFF	TIME OF DAY
1 -		45.348	2:28.417	72.01	17.908	13:34:35.799
2 -	1:29.386	45.752	2:15.138	79.09	4.629	13:36:50.937
3 -	1:26.954	43.555	2:10.509 (1)	81.89		13:39:01.446
4 -	1:28.902	46.034	2:14.936 (3)	79.20	4.427	13:41:16.382
5 -	1:28.542	45.146	2:13.688 (2)	79.94	3.179	13:43:30.070
6 -	2:00.405	45.630	2:46.035	64.37	35.526	13:46:16.105
7 -	1:30.095	46.249	2:16.344	78.39	5.835	13:48:32.449

P9 31 F2	MUNRO / HILDGE	Shelbourne Yamaha - Allbikes
IDEAL LAP TIME : 2:19.250	BEST LAP TIME : 2:19.250	DIFFERENCE : 0.000

LAP	SECTOR 1	SECTOR 2	LAP TIME	MPH	DIFF	TIME OF DAY
1 -		48.984	2:33.325	69.70	14.075	13:34:40.707
2 -	1:35.379	48.636	2:24.015	74.21	4.765	13:37:04.722
3 -	1:33.017	46.564	2:19.581 (2)	76.57	0.331	13:39:24.303
4 -	1:32.821	46.429	2:19.250 (1)	76.75		13:41:43.553
5 -	1:33.648	46.523	2:20.171 (3)	76.25	0.921	13:44:03.724
6 -	1:33.865	46.542	2:20.407	76.12	1.157	13:46:24.131
7 -	1:34.183	47.539	2:21.722	75.41	2.472	13:48:45.853

P10 35 F2	REEVES / THOMAS	LCR Honda -
IDEAL LAP TIME : 2:22.041	BEST LAP TIME : 2:22.290	DIFFERENCE : 0.249

LAP	SECTOR 1	SECTOR 2	LAP TIME	MPH	DIFF	TIME OF DAY
1 -		47.894	2:31.458	70.56	9.168	13:34:38.840
2 -	1:36.675	49.140	2:25.815	73.29	3.525	13:37:04.655
3 -	1:36.425	49.877	2:26.302	73.05	4.012	13:39:30.957
4 -	1:34.907	47.890	2:22.797 (2)	74.84	0.507	13:41:53.754
5 -	1:35.059	48.251	2:23.310	74.58	1.020	13:44:17.064
6 -	1:34.469	48.400	2:22.869 (3)	74.81	0.579	13:46:39.933
7 -	1:34.151	48.139	2:22.290 (1)	75.11		13:49:02.223

P11 167 F2	PETTMAN / LAWRENCE	Windle Yamaha -
IDEAL LAP TIME : 2:24.419	BEST LAP TIME : 2:24.922	DIFFERENCE : 0.503

LAP	SECTOR 1	SECTOR 2	LAP TIME	MPH	DIFF	TIME OF DAY
1 -		48.341	2:36.120	68.46	11.198	13:34:43.502
2 -	1:36.078	49.281	2:25.359	73.52	0.437	13:37:08.861
3 -	1:37.735	48.391	2:26.126	73.14	1.204	13:39:34.987
4 -	1:36.485	48.517	2:25.002 (2)	73.70	0.080	13:41:59.989

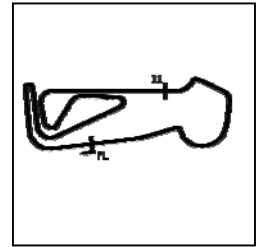
Weather / Track : Bright / Dry

Snetterton 300
Circuit Length = 2.9689 miles
Start: 13:32 Flag 13:47 End: 13:49

BMCRC - MRO Championships 2019 - Rnd 5 @ Snetterton

RKB/BMCRC F1 & F2 Sidecars

RACE 9 - SECTOR ANALYSIS



SECTOR 1 = FL to I1, SECTOR 2 = I1 to FL, DIFF = Difference To Personal Best Lap, P = Crossed Finish Line in Pit Lane, D = Time Disallowed

5 -	1:36.134	48.788	2:24.922 (1)	73.75		13:44:24.911
6 -	1:36.442	48.718	2:25.160 (3)	73.62	0.238	13:46:50.071
7 -	1:36.526	49.042	2:25.568	73.42	0.646	13:49:15.639

P12	6 F2	BELLABY / CRACKNELL	DDM Suzuki - Gristwood & Toms			
IDEAL LAP TIME : 2:23.487		BEST LAP TIME : 2:23.841	DIFFERENCE : 0.354			

LAP	SECTOR 1	SECTOR 2	LAP TIME	MPH	DIFF	TIME OF DAY
1 -		49.442	2:33.235	69.74	9.394	13:34:40.617
2 -	1:37.234	50.554	2:27.788	72.32	3.947	13:37:08.405
3 -	1:38.645	49.522	2:28.167	72.13	4.326	13:39:36.572
4 -	1:37.463	49.414	2:26.877	72.76	3.036	13:42:03.449
5 -	1:36.222	48.580	2:24.802 (2)	73.81	0.961	13:44:28.251
6 -	1:35.311	50.185	2:25.496 (3)	73.45	1.655	13:46:53.747
7 -	1:34.907	48.934	2:23.841 (1)	74.30		13:49:17.588

P13	19 F1	MACBRIDE / THOMPSON	LCR SUZUKI - Nick Webb			
IDEAL LAP TIME : 2:42.823		BEST LAP TIME : 2:42.828	DIFFERENCE : 0.005			

LAP	SECTOR 1	SECTOR 2	LAP TIME	MPH	DIFF	TIME OF DAY
1 -		54.942	2:52.416	61.98	9.588	13:34:59.798
2 -	1:50.606	56.525	2:47.131	63.95	4.303	13:37:46.929
3 -	1:48.766	55.251	2:44.017 (2)	65.16	1.189	13:40:30.946
4 -	1:47.881	54.947	2:42.828 (1)	65.64		13:43:13.774
5 -	1:49.184	56.512	2:45.696 (3)	64.50	2.868	13:45:59.470
6 -	1:49.756	56.686	2:46.442	64.21	3.614	13:48:45.912

BMCRC - MRO Championships 2019 - Rnd 5 @ Snetterton

RKB/BMCRC F1 & F2 Sidecars

RACE 9 - BEST SECTORS

SECTOR 1			SECTOR 2			IDEAL / BEST COMPARISON						
POS	NO	NAME	TIME	NO	NAME	TIME	POS	NO	NAME	IDEAL	BEST	DIFF
1	52	PHILP / ALLUM	1:21.833	52	PHILP / ALLUM	41.164	1	52	PHILP / ALLUM	2:02.997	2:03.249	0.252
2	4	PEACH / GEDDES	1:26.741	118	BICKNELL / ENSOR	43.555	2	118	BICKNELL / ENSOR	2:10.509	2:10.509	0.000
3	118	BICKNELL / ENSOR	1:26.954	4	PEACH / GEDDES	44.390	3	4	PEACH / GEDDES	2:11.131	2:11.131	0.000
4	121	LAWRENCE / HUGES	1:28.532	10	WEBB / LAWRENCE	44.431	4	10	WEBB / LAWRENCE	2:13.669	2:13.925	0.256
5	10	WEBB / LAWRENCE	1:29.238	37	MORPHET / HALLIBURTON	45.181	5	121	LAWRENCE / HUGES	2:14.141	2:14.508	0.367
6	55	STAINTON / STAINTON	1:30.758	55	STAINTON / STAINTON	45.360	6	37	MORPHET / HALLIBL	2:16.076	2:16.122	0.046
7	37	MORPHET / HALLIBURTON	1:30.895	121	LAWRENCE / HUGES	45.609	7	55	STAINTON / STAINC	2:16.118	2:16.515	0.397
8	412	PETTIS / JEFFERY	1:31.700	412	PETTIS / JEFFERY	46.174	8	412	PETTIS / JEFFERY	2:17.874	2:17.953	0.079
9	31	MUNRO / HILDGE	1:32.821	31	MUNRO / HILDGE	46.429	9	31	MUNRO / HILDGE	2:19.250	2:19.250	0.000
10	35	REEVES / THOMAS	1:34.151	35	REEVES / THOMAS	47.890	10	35	REEVES / THOMAS	2:22.041	2:22.290	0.249
11	6	BELLABY / CRACKNELL	1:34.907	167	PETTMAN / LAWRENCE	48.341	11	6	BELLABY / CRACKNI	2:23.487	2:23.841	0.354
12	167	PETTMAN / LAWRENCE	1:36.078	6	BELLABY / CRACKNELL	48.580	12	167	PETTMAN / LAWREN	2:24.419	2:24.922	0.503
13	19	MACBRIDE / THOMPSON	1:47.881	19	MACBRIDE / THOMPSON	54.942	13	19	MACBRIDE / THOMP	2:42.823	2:42.828	0.005

14

Weather / Track : Bright / Dry

Results can be found at www.tsl-timing.com

Snetterton 300
Circuit Length = 2.9689 miles
Start: 13:32 Flag 13:47 End: 13:49

Printed - 13:50 Sunday, 09 June 2019

BMCRC - MRO Championships 2019 - Rnd 5 @ Snetterton

RKB/BMCRC F1 & F2 Sidecars

RACE 18 - GRID (7 Laps)

ROW 8	1		15	92	HILDIGE / HILDIGE
ROW 7		14	14	BURNS / WINFROW	2:42.828 13 19 MACBRIDE / THOMPSON
ROW 6		12	167	PETTMAN / LAWRENCE	2:24.922 11 6 BELLABY / CRACKNELL 2:23.841
ROW 5			10	35	REEVES / THOMAS 2:22.290 9 31 MUNRO / HILDGE 2:19.250
ROW 4		8	412	PETTIS / JEFFERY	2:17.953 7 55 STANTON / STANTON 2:16.515
ROW 3			6	37	MORPHET / HALLIBURTON 2:16.122 5 121 LAWRENCE / HUGES 2:14.508
ROW 2		4	10	WEBB / LAWRENCE	2:13.925 3 4 PEACH / GEDDES 2:11.131
ROW 1			2	118	BICKNELL / ENSOR 2:10.509 1 52 PHILP / ALLUM 2:03.249
					Pole

Snetterton 300
Circuit Length = 2.9689 miles

These results are provisional until the conclusion of any judicial and technical matters.

Clerk Of Course :		Timekeeper :
-------------------	--	--------------

Results can be found at www.tsl-timing.com

Printed - 13:52 Sunday, 09 June 2019



BMCRC - MRO Championships 2019 - Rnd 5 @ Snetterton

RKB/BMCRC F1 & F2 Sidecars

RACE 18 - CLASSIFICATION

POS	NO	CL	PIC NAME	ENTRY	LAPS	TIME	GAP	DIFF	MPH	BEST	ON
1	52	F1	1 PHILP / ALLUM	LCR - powerbiking	7	14:37.806			85.23	2:01.760	5
2	118	F1	2 BICKNELL / ENSOR	LCR Kawasaki -	7	15:58.126	1:20.320	1:20.320	78.08	2:12.824	3
3	121	F1	3 LAWRENCE / HUGES	LCR Yamaha -	7	16:09.755	1:31.949	11.629	77.14	2:16.141	5
4	55	F2	1 STAINTON / STAINTON	LCR - Interfuse Ltd	7	16:17.589	1:39.783	7.834	76.53	2:16.533	6
5	37	F2	2 MORPHET / HALLIBURTON	LCR Suzuki -	7	16:17.849	1:40.043	0.260	76.51	2:17.529	7
6	31	F2	3 MUNRO / HILDGE	Shelbourne Yamaha - Allbikes	7	16:26.179	1:48.373	8.330	75.86	2:17.624	6
7	35	F2	4 REEVES / THOMAS	LCR Honda -	7	16:46.245	2:08.439	20.066	74.35	2:20.764	6
8	412	F1	4 PETTIS / JEFFERY	RSR KTM 1190 - Performance technical	7	16:46.865	2:09.059	0.620	74.30	2:19.071	7
9	167	F2	5 PETTMAN / LAWRENCE	Windle Yamaha -	6	14:41.600	1 Lap	1 Lap	72.74	2:23.807	6
10	6	F2	6 BELLABY / CRACKNELL	DDM Suzuki - Gristwood & Toms	6	14:41.850	1 Lap	0.250	72.72	2:24.458	6
11	14	F1	5 BURNS / WINFROW	Honda CBR600RR - MRB Fencing	6	15:23.405	1 Lap	41.555	69.44	2:30.517	6
12	19	F1	6 MACBRIDE / THOMPSON	LCR SUZUKI - Nick Webb	6	16:25.387	1 Lap	1:01.982	65.07	2:40.032	6

NOT CLASSIFIED

DNF	10	F1	WEBB / LAWRENCE	LCR SUZUKI - Lifesafety systems	3	6:53.668	4 Laps	3 Laps	77.51	2:13.996	3
-----	----	----	-----------------	---------------------------------	---	----------	--------	--------	-------	----------	---

FASTEST LAP

52	F1	PHILP / ALLUM	LCR - powerbiking	5	2:01.760	87.77 mph	141.26 kph
55	F2	STAINTON / STAINTON	LCR - Interfuse Ltd	6	2:16.533	78.28 mph	125.98 kph

Class F1 - 92.5% of Race Speed = 78.83 mph

Class F2 - 92.5% of Race Speed = 70.79 mph

Snetterton 300
 Circuit Length = 2.9689 miles
 Start: 17:16 Flag 17:30 End: 17:33

Weather / Track : Bright / Dry

These results are provisional until the conclusion of any judicial and technical matters.

Clerk Of Course :	Timekeeper :
-------------------	--------------

Results can be found at www.tsl-timing.com

Printed - 17:33 Sunday, 09 June 2019



BMCRC - MRO Championships 2019 - Rnd 5 @ Snetterton

RKB/BMCRC F1 & F2 Sidecars

RACE 18 - LAP CHART

LAP 1 @ 17:18:33.128			LAP 5 @ 17:26:44.498		
NO	BEHIND	LAP TIME	NO	BEHIND	LAP TIME
52		2:11.577	52		2:01.760
121	12.738	2:24.315	19	1 Lap	2:40.697
10	13.303	2:24.880	118	1:04.448	2:13.665
412	16.607	2:28.184	121	1:12.913	2:16.141
37	17.136	2:28.713	37	1:18.540	2:18.425
35	19.681	2:31.258	55	1:18.905	2:17.029
55	19.760	2:31.337	31	1:27.835	2:19.843
31	20.483	2:32.060	35	1:40.252	2:23.101
118	20.982	2:32.559	412	1:41.075	2:24.500
6	24.186	2:35.763	6	1:54.445	2:25.134
167	24.490	2:36.067	167	1:54.846	2:25.306
14	29.690	2:41.267			
19	48.867	3:00.444			

LAP 2 @ 17:20:36.773			LAP 6 @ 17:28:48.556		
NO	BEHIND	LAP TIME	NO	BEHIND	LAP TIME
52		2:03.645	52		2:04.058
10	24.450	2:14.792	14	1 Lap	2:31.404
121	28.628	2:19.535	118	1:14.675	2:14.285
37	32.328	2:18.837	19	1 Lap	2:40.046
118	32.557	2:15.220	121	1:25.325	2:16.470
55	36.155	2:20.040	55	1:31.380	2:16.533
412	36.773	2:23.811	37	1:33.315	2:18.833
31	37.907	2:21.069	31	1:41.401	2:17.624
35	39.974	2:23.938	35	1:56.958	2:20.764
6	45.666	2:25.125	412	2:00.789	2:23.772
167	47.030	2:26.185			
14	59.696	2:33.651			
19	1:27.752	2:42.530			

LAP 3 @ 17:22:39.632			LAP 7 @ 17:30:59.357		
NO	BEHIND	LAP TIME	NO	BEHIND	LAP TIME
52		2:02.859	52		2:10.801
10	35.587	2:13.996	167	1 Lap	2:23.807
118	42.522	2:12.824	6	1 Lap	2:24.458
121	43.921	2:18.152	14	1 Lap	2:30.517
37	47.451	2:17.982	118	1:20.320	2:16.446
55	50.012	2:16.716	121	1:31.949	2:17.425
31	53.446	2:18.398	55	1:39.783	2:19.204
412	57.754	2:23.840	37	1:40.043	2:17.529
35	1:00.662	2:23.547	19	1 Lap	2:40.032
6	1:08.408	2:25.601	31	1:48.373	2:17.773
167	1:08.587	2:24.416	35	2:08.439	2:22.282
14	1:29.621	2:32.784	412	2:09.059	2:19.071

LAP 4 @ 17:24:42.738		
NO	BEHIND	LAP TIME
52		2:03.106
19	1 Lap	2:41.638
118	52.543	2:13.127
121	58.532	2:17.717
37	1:01.875	2:17.530
55	1:03.636	2:16.730
31	1:09.752	2:19.412
412	1:18.335	2:23.687
35	1:18.911	2:21.355
6	1:31.071	2:25.769
167	1:31.300	2:25.819
14	2:00.297	2:33.782

Weather / Track : Bright / Dry

Results can be found at www.tsl-timing.com

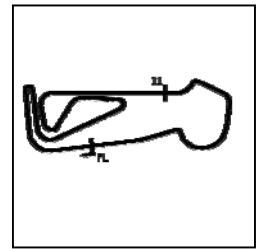
Snetterton 300
Circuit Length = 2.9689 miles
Start: 17:16 Flag 17:30 End: 17:33

Printed - 17:34 Sunday, 09 June 2019

BMCRC - MRO Championships 2019 - Rnd 5 @ Snetterton

RKB/BMCRC F1 & F2 Sidecars

RACE 18 - SECTOR ANALYSIS



SECTOR 1 = FL to I1, SECTOR 2 = I1 to FL, DIFF = Difference To Personal Best Lap, P = Crossed Finish Line in Pit Lane, D = Time Disallowed

P1 52 F1 PHILP / ALLUM		LCR - powerbiking				
IDEAL LAP TIME : 2:01.760		BEST LAP TIME : 2:01.760		DIFFERENCE : 0.000		
LAP	SECTOR 1	SECTOR 2	LAP TIME	MPH	DIFF	TIME OF DAY
1 -		41.607	2:11.577	81.23	9.817	17:18:33.128
2 -	1:22.528	41.117	2:03.645	86.44	1.885	17:20:36.773
3 -	1:22.412	40.447	2:02.859 (2)	86.99	1.099	17:22:39.632
4 -	1:21.687	41.419	2:03.106 (3)	86.82	1.346	17:24:42.738
5 -	1:21.313	40.447	2:01.760 (1)	87.77		17:26:44.498
6 -	1:22.974	41.084	2:04.058	86.15	2.298	17:28:48.556
7 -	1:25.504	45.297	2:10.801	81.71	9.041	17:30:59.357

P2 118 F1 BICKNELL / ENSOR		LCR Kawasaki -				
IDEAL LAP TIME : 2:12.069		BEST LAP TIME : 2:12.824		DIFFERENCE : 0.755		
LAP	SECTOR 1	SECTOR 2	LAP TIME	MPH	DIFF	TIME OF DAY
1 -		46.602	2:32.559	70.05	19.735	17:18:54.110
2 -	1:31.218	44.002	2:15.220	79.04	2.396	17:21:09.330
3 -	1:28.370	44.454	2:12.824 (1)	80.46		17:23:22.154
4 -	1:28.445	44.682	2:13.127 (2)	80.28	0.303	17:25:35.281
5 -	1:28.320	45.345	2:13.665 (3)	79.96	0.841	17:27:48.946
6 -	1:28.067	46.218	2:14.285	79.59	1.461	17:30:03.231
7 -	1:30.049	46.397	2:16.446	78.33	3.622	17:32:19.677

P3 121 F1 LAWRENCE / HUGES		LCR Yamaha -				
IDEAL LAP TIME : 2:15.748		BEST LAP TIME : 2:16.141		DIFFERENCE : 0.393		
LAP	SECTOR 1	SECTOR 2	LAP TIME	MPH	DIFF	TIME OF DAY
1 -		46.907	2:24.315	74.06	8.174	17:18:45.866
2 -	1:32.324	47.211	2:19.535	76.59	3.394	17:21:05.401
3 -	1:32.092	46.060	2:18.152	77.36	2.011	17:23:23.553
4 -	1:31.337	46.380	2:17.717	77.60	1.576	17:25:41.270
5 -	1:29.941	46.200	2:16.141 (1)	78.50		17:27:57.411
6 -	1:30.663	45.807	2:16.470 (2)	78.31	0.329	17:30:13.881
7 -	1:30.855	46.570	2:17.425 (3)	77.77	1.284	17:32:31.306

P4 55 F2 STAINTON / STAINTON		LCR - Interfuse Ltd				
IDEAL LAP TIME : 2:15.924		BEST LAP TIME : 2:16.533		DIFFERENCE : 0.609		
LAP	SECTOR 1	SECTOR 2	LAP TIME	MPH	DIFF	TIME OF DAY
1 -		48.034	2:31.337	70.62	14.804	17:18:52.888
2 -	1:33.515	46.525	2:20.040	76.32	3.507	17:21:12.928
3 -	1:31.614	45.102	2:16.716 (2)	78.17	0.183	17:23:29.644
4 -	1:30.942	45.788	2:16.730 (3)	78.16	0.197	17:25:46.374
5 -	1:30.822	46.207	2:17.029	77.99	0.496	17:28:03.403
6 -	1:31.296	45.237	2:16.533 (1)	78.28		17:30:19.936
7 -	1:32.758	46.446	2:19.204	76.77	2.671	17:32:39.140

P5 37 F2 MORPHET / HALLIBURTON		LCR Suzuki -				
IDEAL LAP TIME : 2:17.157		BEST LAP TIME : 2:17.529		DIFFERENCE : 0.372		
LAP	SECTOR 1	SECTOR 2	LAP TIME	MPH	DIFF	TIME OF DAY
1 -		46.494	2:28.713	71.87	11.184	17:18:50.264
2 -	1:32.825	46.012	2:18.837	76.98	1.308	17:21:09.101
3 -	1:32.559	45.423	2:17.982 (3)	77.45	0.453	17:23:27.083
4 -	1:31.734	45.796	2:17.530 (2)	77.71	0.001	17:25:44.613
5 -	1:32.414	46.011	2:18.425	77.21	0.896	17:28:03.038
6 -	1:33.377	45.456	2:18.833	76.98	1.304	17:30:21.871
7 -	1:31.894	45.635	2:17.529 (1)	77.71		17:32:39.400

P6 31 F2 MUNRO / HILDGE		Shelbourne Yamaha - Allbikes				
IDEAL LAP TIME : 2:17.624		BEST LAP TIME : 2:17.624		DIFFERENCE : 0.000		
LAP	SECTOR 1	SECTOR 2	LAP TIME	MPH	DIFF	TIME OF DAY

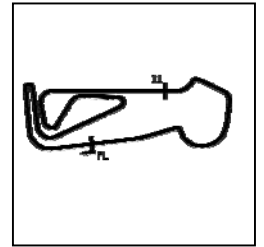
Weather / Track : Bright / Dry

Snetterton 300
Circuit Length = 2.9689 miles
Start: 17:16 Flag 17:30 End: 17:33

BMCRC - MRO Championships 2019 - Rnd 5 @ Snetterton

RKB/BMCRC F1 & F2 Sidecars

RACE 18 - SECTOR ANALYSIS



SECTOR 1 = FL to I1, SECTOR 2 = I1 to FL, DIFF = Difference To Personal Best Lap, P = Crossed Finish Line in Pit Lane, D = Time Disallowed

1 -		47.732	2:32.060	70.28	14.436	17:18:53.611
2 -	1:34.670	46.399	2:21.069	75.76	3.445	17:21:14.680
3 -	1:32.602	45.796	2:18.398 (3)	77.22	0.774	17:23:33.078
4 -	1:32.706	46.706	2:19.412	76.66	1.788	17:25:52.490
5 -	1:33.074	46.769	2:19.843	76.42	2.219	17:28:12.333
6 -	1:31.905	45.719	2:17.624 (1)	77.66		17:30:29.957
7 -	1:32.006	45.767	2:17.773 (2)	77.57	0.149	17:32:47.730

P7 35 F2 REEVES / THOMAS			LCR Honda -			
IDEAL LAP TIME : 2:19.626		BEST LAP TIME : 2:20.764		DIFFERENCE : 1.138		
LAP	SECTOR 1	SECTOR 2	LAP TIME	MPH	DIFF	TIME OF DAY

1 -		48.224	2:31.258	70.66	10.494	17:18:52.809
2 -	1:35.278	48.660	2:23.938	74.25	3.174	17:21:16.747
3 -	1:35.237	48.310	2:23.547	74.45	2.783	17:23:40.294
4 -	1:33.853	47.502	2:21.355 (2)	75.61	0.591	17:26:01.649
5 -	1:35.405	47.696	2:23.101	74.68	2.337	17:28:24.750
6 -	1:32.124	48.640	2:20.764 (1)	75.92		17:30:45.514
7 -	1:34.553	47.729	2:22.282 (3)	75.11	1.518	17:33:07.796

P8 412 F1 PETTIS / JEFFERY			RSR KTM 1190 - Performance technical			
IDEAL LAP TIME : 2:19.071		BEST LAP TIME : 2:19.071		DIFFERENCE : 0.000		
LAP	SECTOR 1	SECTOR 2	LAP TIME	MPH	DIFF	TIME OF DAY

1 -		47.778	2:28.184	72.12	9.113	17:18:49.735
2 -	1:35.372	48.439	2:23.811	74.32	4.740	17:21:13.546
3 -	1:36.222	47.618	2:23.840	74.30	4.769	17:23:37.386
4 -	1:36.665	47.022	2:23.687 (2)	74.38	4.616	17:26:01.073
5 -	1:36.426	48.074	2:24.500	73.96	5.429	17:28:25.573
6 -	1:36.783	46.989	2:23.772 (3)	74.34	4.701	17:30:49.345
7 -	1:33.247	45.824	2:19.071 (1)	76.85		17:33:08.416

P9 167 F2 PETTMAN / LAWRENCE			Windle Yamaha -			
IDEAL LAP TIME : 2:23.807		BEST LAP TIME : 2:23.807		DIFFERENCE : 0.000		
LAP	SECTOR 1	SECTOR 2	LAP TIME	MPH	DIFF	TIME OF DAY

1 -		49.517	2:36.067	68.48	12.260	17:18:57.618
2 -	1:36.551	49.634	2:26.185	73.11	2.378	17:21:23.803
3 -	1:35.792	48.624	2:24.416 (2)	74.00	0.609	17:23:48.219
4 -	1:37.386	48.433	2:25.819	73.29	2.012	17:26:14.038
5 -	1:36.498	48.808	2:25.306 (3)	73.55	1.499	17:28:39.344
6 -	1:35.669	48.138	2:23.807 (1)	74.32		17:31:03.151

P10 6 F2 BELLABY / CRACKNELL			DDM Suzuki - Gristwood & Toms			
IDEAL LAP TIME : 2:23.595		BEST LAP TIME : 2:24.458		DIFFERENCE : 0.863		
LAP	SECTOR 1	SECTOR 2	LAP TIME	MPH	DIFF	TIME OF DAY

1 -		50.355	2:35.763	68.61	11.305	17:18:57.314
2 -	1:35.015	50.110	2:25.125 (2)	73.64	0.667	17:21:22.439
3 -	1:36.320	49.281	2:25.601	73.40	1.143	17:23:48.040
4 -	1:36.753	49.016	2:25.769	73.32	1.311	17:26:13.809
5 -	1:35.957	49.177	2:25.134 (3)	73.64	0.676	17:28:38.943
6 -	1:35.878	48.580	2:24.458 (1)	73.98		17:31:03.401

P11 14 F1 BURNS / WINFROW			Honda CBR600RR - MRB Fencing			
IDEAL LAP TIME : 2:30.517		BEST LAP TIME : 2:30.517		DIFFERENCE : 0.000		
LAP	SECTOR 1	SECTOR 2	LAP TIME	MPH	DIFF	TIME OF DAY

1 -		51.302	2:41.267	66.27	10.750	17:19:02.818
2 -	1:42.852	50.799	2:33.651	69.56	3.134	17:21:36.469
3 -	1:41.665	51.119	2:32.784 (3)	69.95	2.267	17:24:09.253
4 -	1:43.364	50.418	2:33.782	69.50	3.265	17:26:43.035
5 -	1:41.535	49.869	2:31.404 (2)	70.59	0.887	17:29:14.439
6 -	1:40.794	49.723	2:30.517 (1)	71.00		17:31:44.956

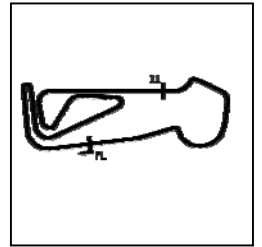
Weather / Track : Bright / Dry

Snetterton 300
Circuit Length = 2.9689 miles
Start: 17:16 Flag 17:30 End: 17:33

BMCRC - MRO Championships 2019 - Rnd 5 @ Snetterton

RKB/BMCRC F1 & F2 Sidecars

RACE 18 - SECTOR ANALYSIS



SECTOR 1 = FL to I1, SECTOR 2 = I1 to FL, DIFF = Difference To Personal Best Lap, P = Crossed Finish Line in Pit Lane, D = Time Disallowed

P12 19 F1		MACBRIDE / THOMPSON		LCR SUZUKI - Nick Webb		
IDEAL LAP TIME : 2:39.928		BEST LAP TIME : 2:40.032		DIFFERENCE : 0.104		
LAP	SECTOR 1	SECTOR 2	LAP TIME	MPH	DIFF	TIME OF DAY
1 -		53.846	3:00.444	59.23	20.412	17:19:21.995
2 -	1:47.291	55.239	2:42.530	65.76	2.498	17:22:04.525
3 -	1:47.439	54.199	2:41.638	66.12	1.606	17:24:46.163
4 -	1:46.832	53.865	2:40.697 (3)	66.51	0.665	17:27:26.860
5 -	1:46.241	53.805	2:40.046 (2)	66.78	0.014	17:30:06.906
6 -	1:46.123	53.909	2:40.032 (1)	66.78		17:32:46.938

P13 10 F1		WEBB / LAWRENCE		LCR SUZUKI - Lifesafety systems		
IDEAL LAP TIME : 2:13.398		BEST LAP TIME : 2:13.996		DIFFERENCE : 0.598		
LAP	SECTOR 1	SECTOR 2	LAP TIME	MPH	DIFF	TIME OF DAY
1 -		44.862	2:24.880	73.77	10.884	17:18:46.431
2 -	1:30.736	44.056	2:14.792 (2)	79.29	0.796	17:21:01.223
3 -	1:29.342	44.654	2:13.996 (1)	79.76		17:23:15.219

BMCRC - MRO Championships 2019 - Rnd 5 @ Snetterton

RKB/BMCRC F1 & F2 Sidecars

RACE 18 - BEST SECTORS

SECTOR 1			SECTOR 2			IDEAL / BEST COMPARISON						
POS	NO	NAME	TIME	NO	NAME	TIME	POS	NO	NAME	IDEAL	BEST	DIFF
1	52	PHILP / ALLUM	1:21.313	52	PHILP / ALLUM	40.447	1	52	PHILP / ALLUM	2:01.760	2:01.760	0.000
2	118	BICKNELL / ENSOR	1:28.067	118	BICKNELL / ENSOR	44.002	2	118	BICKNELL / ENSOR	2:12.069	2:12.824	0.755
3	10	WEBB / LAWRENCE	1:29.342	10	WEBB / LAWRENCE	44.056	3	10	WEBB / LAWRENCE	2:13.398	2:13.996	0.598
4	121	LAWRENCE / HUGES	1:29.941	55	STAINTON / STAINTON	45.102	4	121	LAWRENCE / HUGES	2:15.748	2:16.141	0.393
5	55	STAINTON / STAINTON	1:30.822	37	MORPHET / HALLIBURTON	45.423	5	55	STAINTON / STAINTON	2:15.924	2:16.533	0.609
6	37	MORPHET / HALLIBURTON	1:31.734	31	MUNRO / HILDGE	45.719	6	37	MORPHET / HALLIBURTON	2:17.157	2:17.529	0.372
7	31	MUNRO / HILDGE	1:31.905	121	LAWRENCE / HUGES	45.807	7	31	MUNRO / HILDGE	2:17.624	2:17.624	0.000
8	35	REEVES / THOMAS	1:32.124	412	PETTIS / JEFFERY	45.824	8	412	PETTIS / JEFFERY	2:19.071	2:19.071	0.000
9	412	PETTIS / JEFFERY	1:33.247	35	REEVES / THOMAS	47.502	9	35	REEVES / THOMAS	2:19.626	2:20.764	1.138
10	6	BELLABY / CRACKNELL	1:35.015	167	PETTMAN / LAWRENCE	48.138	10	6	BELLABY / CRACKNELL	2:23.595	2:24.458	0.863
11	167	PETTMAN / LAWRENCE	1:35.669	6	BELLABY / CRACKNELL	48.580	11	167	PETTMAN / LAWRENCE	2:23.807	2:23.807	0.000
12	14	BURNS / WINFROW	1:40.794	14	BURNS / WINFROW	49.723	12	14	BURNS / WINFROW	2:30.517	2:30.517	0.000
13	19	MACBRIDE / THOMPSON	1:46.123	19	MACBRIDE / THOMPSON	53.805	13	19	MACBRIDE / THOMPSON	2:39.928	2:40.032	0.104

PERFECT LAP 2:01.760

Weather / Track : Bright / Dry

Results can be found at www.tsl-timing.com

Snetterton 300
Circuit Length = 2.9689 miles
Start: 17:16 Flag 17:30 End: 17:33

Printed - 17:34 Sunday, 09 June 2019

BMCRC-MRO Championships 2018



BMCRC THUNDERBIKE EXTREME & ULTRA

Snetterton 300 Circuit

8th / 9th June 2019



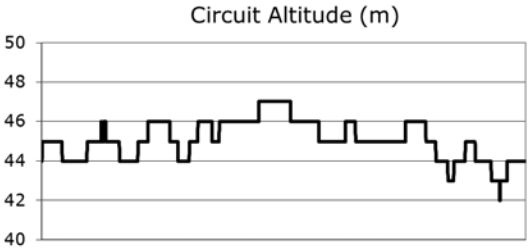
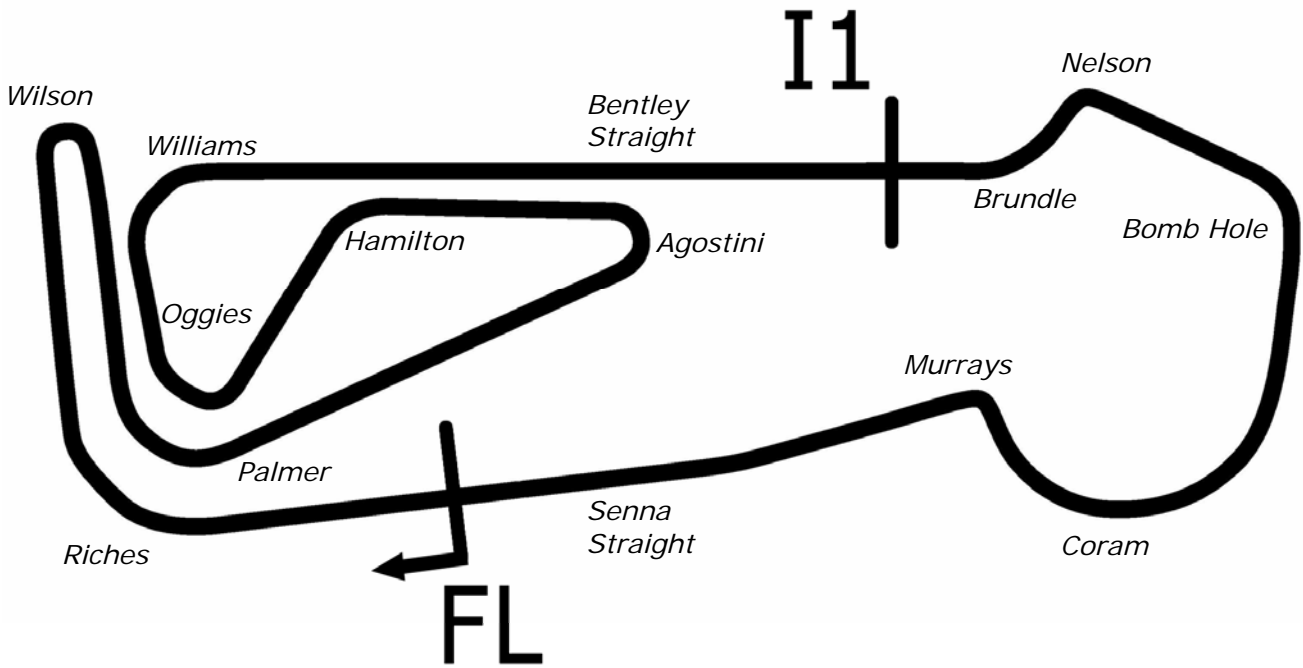
Results Provided by Timing Solutions Ltd
www.tsl-timing.com

Snetterton 300



SPORTS TIMING

TIMING SOLUTIONS LTD



Length	2.9689 miles	4778.0 m	
FL		52.46340 N	0.94476 E
I1	3198m	52.46617 N	0.94964 E
Pit Entry	4572m	52.46364 N	0.94774 E
Pit Exit	40m after FL	52.46338 N	0.94420 E
Pit Entry–Pit Exit 246m, 14.7s @60kph, 11.0s @80kph			

All results available at www.tsl-timing.com

BMCRC - MRO Championships 2019 - Rnd 5 @ Snetterton

BMCRC Thunderbike Extreme & Ultra

QUALIFYING - CLASSIFICATION

POS	NO	CL	PIC NAME	ENTRY	TIME	ON	LAPS	GAP	DIFF	MPH
1	40	EX	1 David SHELVEY	Suzuki - ymark.com	2:32.051	3	3			70.29
2	69	EX	2 Tony RUSSO	Suzuki - Titan Elevators	2:33.339	2	5	1.288	1.288	69.70
3	143	UL	1 Steve PALMER	Yamaha - 4C8/Mk1 Transit racing	2:33.342	3	3	1.291	0.003	69.70
4	11	UL	2 Josh HARVEY	Yamaha - NR Racing	2:37.356	3	4	5.305	4.014	67.92
5	1	UL	3 Barry CHAMBERLAIN	Suzuki - Airsys.co.uk	2:38.779	2	4	6.728	1.423	67.31
6	117	EX	3 Ray STAGG	Suzuki -	2:39.149	3	5	7.098	0.370	67.15
7	401	UL	4 Aiden PATMORE	Yamaha - TBR Performance/NW Roofing	2:39.311	2	2	7.260	0.162	67.08
8	54	EX	4 Andrew SAUNDERS	Suzuki - SDC PERFORMANCE	2:40.240	3	3	8.189	0.929	66.70
9	78	UL	5 Jamie THOMAS	Suzuki - Team RubyRacing	2:43.081	2	2	11.030	2.841	65.53
10	52	EX	5 Barry MANTELL	Honda - Swedish car connection	2:44.343	2	5	12.292	1.262	65.03
11	228	EX	6 Clive EMERSON	Honda -	2:48.766	4	5	16.715	4.423	63.33
12	5	UL	6 Stacey KILLWORTH	Ducati - BK/Everns	2:49.184	3	3	17.133	0.418	63.17
13	16	UL	7 Matthew WREN	Suzuki - TBR performance	2:50.946	3	5	18.895	1.762	62.52
14	254	EX	7 Rick WINDAS	Ducati - Army Medical Services	2:51.765	4	5	19.714	0.819	62.22
15	140	EX	8 Daniel SALES	Honda -	2:52.399	3	3	20.348	0.634	61.99
16	258	UL	8 Ande FRIEND	Kawasaki - Flying colours Motorcycle Training	2:54.197	4	4	22.146	1.798	61.35
17	55	EX	9 Nick HODGINS	Suzuki - Sam Saunders Racing	2:54.482	4	4	22.431	0.285	61.25
18	21	UL	9 Danny BRENNAN	Yamaha - Greenplantuk	2:58.334	3	4	26.283	3.852	59.93
19	24	EX	10 Mark REYNOLDS	Aprilia -	3:05.782	4	4	33.731	7.448	57.53
20	373	EX	11 Robert PRICE (R)	Suzuki -	3:08.317	2	4	36.266	2.535	56.75
21	20	EX	12 Marc CRESSWELL	Honda - Fishbowl Racing	3:09.715	4	4	37.664	1.398	56.33
22	31	EX	13 Pete SANDERSON	Suzuki - The Wife!	3:17.295	2	2	45.244	7.580	54.17
23	17	UL	10 Jordan KILLWORTH	Kawasaki -	3:17.409	1	1	45.358	0.114	54.14
24	18	EX	14 Stuart ALBON	Honda -	3:30.204	4	4	58.153	12.795	50.84

Snetterton 300
 Circuit Length = 2.9689 miles
 Start: 11:19 Flag 11:32 End: 11:35

Weather / Track : Rain / Wet

These results are provisional until the conclusion of any judicial and technical matters.

Clerk Of Course :	Timekeeper :
-------------------	--------------

Results can be found at www.tsl-timing.com

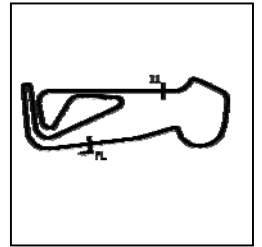
Printed - 11:35 Saturday, 08 June 2019



BMCRC - MRO Championships 2019 - Rnd 5 @ Snetterton

BMCRC Thunderbike Extreme & Ultra

QUALIFYING - SECTOR ANALYSIS



SECTOR 1 = FL to I1, SECTOR 2 = I1 to FL, DIFF = Difference To Personal Best Lap, P = Crossed Finish Line in Pit Lane, D = Time Disallowed

P1 40 EX		David SHELVEY		Suzuki - ymark.com		
IDEAL LAP TIME : 2:30.966		BEST LAP TIME : 2:32.051		DIFFERENCE : 1.085		
LAP	SECTOR 1	SECTOR 2	LAP TIME	MPH	DIFF	TIME OF DAY
1 -	1:48.403	52.560	2:40.963 (3)	66.40	8.912	11:22:55.417
2 -	1:41.328	50.841	2:32.169 (2)	70.23	0.118	11:25:27.586
3 -	1:40.125	51.926	2:32.051 (1)	70.29		11:27:59.637

P2 69 EX		Tony RUSSO		Suzuki - Titan Elevators		
IDEAL LAP TIME : 2:32.222		BEST LAP TIME : 2:33.339		DIFFERENCE : 1.117		
LAP	SECTOR 1	SECTOR 2	LAP TIME	MPH	DIFF	TIME OF DAY
1 -	1:51.459	53.419	2:44.878	64.82	11.539	11:22:56.610
2 -	1:41.987	51.352	2:33.339 (1)	69.70		11:25:29.949
3 -	1:40.870	52.531	2:33.401 (2)	69.67	0.062	11:28:03.350
4 -	1:43.094	51.973	2:35.067 (3)	68.92	1.728	11:30:38.417
5 -	1:44.554	52.853	2:37.407	67.90	4.068	11:33:15.824

P3 143 UL		Steve PALMER		Yamaha - 4C8/Mk1 Transit racing		
IDEAL LAP TIME : 2:30.425		BEST LAP TIME : 2:33.342		DIFFERENCE : 2.917		
LAP	SECTOR 1	SECTOR 2	LAP TIME	MPH	DIFF	TIME OF DAY
1 -	OUTLAP	52.847	2:50.464	62.69	17.122	11:25:25.065
2 -	1:41.383	52.895	2:34.278 (2)	69.27	0.936	11:27:59.343
3 -	1:41.636	51.706	2:33.342 (1)	69.70		11:30:32.685

P4 11 UL		Josh HARVEY		Yamaha - NR Racing		
IDEAL LAP TIME : 2:37.356		BEST LAP TIME : 2:37.356		DIFFERENCE : 0.000		
LAP	SECTOR 1	SECTOR 2	LAP TIME	MPH	DIFF	TIME OF DAY
1 -	1:58.593	56.976	2:55.569 (3)	60.87	18.213	11:23:13.245
2 -	1:48.426	54.937	2:43.363 (2)	65.42	6.007	11:25:56.608
3 -	1:45.397	51.959	2:37.356 (1)	67.92		11:28:33.964
4 -	2:11.765	57.933	3:09.698	56.34	32.342	11:31:43.662

P5 1 UL		Barry CHAMBERLAIN		Suzuki - Airsys.co.uk		
IDEAL LAP TIME : 2:38.779		BEST LAP TIME : 2:38.779		DIFFERENCE : 0.000		
LAP	SECTOR 1	SECTOR 2	LAP TIME	MPH	DIFF	TIME OF DAY
1 -	OUTLAP	55.136	2:48.567	63.40	9.788	11:25:43.774
2 -	1:45.102	53.677	2:38.779 (1)	67.31		11:28:22.553
3 -	2:02.167	1:37.190	3:39.357 (3)	48.72	1:00.578	11:32:01.910
4 -	1:48.509	58.130	2:46.639 (2)	64.13	7.860	11:34:48.549

P6 117 EX		Ray STAGG		Suzuki -		
IDEAL LAP TIME : 2:39.080		BEST LAP TIME : 2:39.149		DIFFERENCE : 0.069		
LAP	SECTOR 1	SECTOR 2	LAP TIME	MPH	DIFF	TIME OF DAY
1 -	1:55.328	56.484	2:51.812	62.20	12.663	11:23:05.047
2 -	1:47.097	53.888	2:40.985 (2)	66.39	1.836	11:25:46.032
3 -	1:45.192	53.957	2:39.149 (1)	67.15		11:28:25.181
4 -	1:46.366	56.229	2:42.595 (3)	65.73	3.446	11:31:07.776
5 -	1:47.898	55.536	2:43.434	65.39	4.285	11:33:51.210

P7 401 UL		Aiden PATMORE		Yamaha - TBR Performance/NW Roofing		
IDEAL LAP TIME : 2:39.311		BEST LAP TIME : 2:39.311		DIFFERENCE : 0.000		
LAP	SECTOR 1	SECTOR 2	LAP TIME	MPH	DIFF	TIME OF DAY
1 -	OUTLAP	54.895	3:08.051	56.83	28.740	11:26:34.660
2 -	1:46.909	52.402	2:39.311 (1)	67.08		11:29:13.971

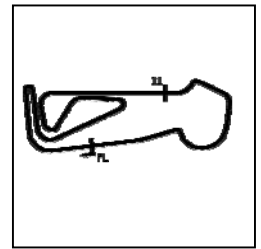
Weather / Track : Rain / Wet

Snetterton 300
Circuit Length = 2.9689 miles
Start: 11:19 Flag 11:32 End: 11:35

BMCRC - MRO Championships 2019 - Rnd 5 @ Snetterton

BMCRC Thunderbike Extreme & Ultra

QUALIFYING - SECTOR ANALYSIS



SECTOR 1 = FL to I1, SECTOR 2 = I1 to FL, DIFF = Difference To Personal Best Lap, P = Crossed Finish Line in Pit Lane, D = Time Disallowed

P8 54 EX Andrew SAUNDERS			Suzuki - SDC PERFORMANCE			
IDEAL LAP TIME : 2:40.240		BEST LAP TIME : 2:40.240		DIFFERENCE : 0.000		
LAP	SECTOR 1	SECTOR 2	LAP TIME	MPH	DIFF	TIME OF DAY
1 -	OUTLAP	56.569	3:00.354	59.26	20.114	11:23:52.408
2 -	1:51.119	54.807	2:45.926 (2)	64.41	5.686	11:26:38.334
3 -	1:46.874	53.366	2:40.240 (1)	66.70		11:29:18.574

P9 78 UL Jamie THOMAS			Suzuki - Team RubyRacing			
IDEAL LAP TIME : 2:43.081		BEST LAP TIME : 2:43.081		DIFFERENCE : 0.000		
LAP	SECTOR 1	SECTOR 2	LAP TIME	MPH	DIFF	TIME OF DAY
1 -	1:58.009	56.937	2:54.946 (2)	61.09	11.865	11:23:12.474
2 -	1:48.858	54.223	2:43.081 (1)	65.53		11:25:55.555

P10 52 EX Barry MANTELL			Honda - Swedish car connection			
IDEAL LAP TIME : 2:43.770		BEST LAP TIME : 2:44.343		DIFFERENCE : 0.573		
LAP	SECTOR 1	SECTOR 2	LAP TIME	MPH	DIFF	TIME OF DAY
1 -	1:57.512	57.486	2:54.998	61.07	10.655	11:23:12.108
2 -	1:48.792	55.551	2:44.343 (1)	65.03		11:25:56.451
3 -	1:50.091	54.978	2:45.069 (2)	64.74	0.726	11:28:41.520
4 -	1:58.177	1:00.211	2:58.388	59.91	14.045	11:31:39.908
5 -	1:52.858	59.265	2:52.123 (3)	62.09	7.780	11:34:32.031

P11 228 EX Clive EMERSON			Honda -			
IDEAL LAP TIME : 2:48.527		BEST LAP TIME : 2:48.766		DIFFERENCE : 0.239		
LAP	SECTOR 1	SECTOR 2	LAP TIME	MPH	DIFF	TIME OF DAY
1 -	2:09.144	1:04.523	3:13.667	55.18	24.901	11:23:37.475
2 -	2:02.988	59.360	3:02.348	58.61	13.582	11:26:39.823
3 -	1:52.222	57.007	2:49.229 (2)	63.15	0.463	11:29:29.052
4 -	1:52.461	56.305	2:48.766 (1)	63.33		11:32:17.818
5 -	1:53.135	57.475	2:50.610 (3)	62.64	1.844	11:35:08.428

P12 5 UL Stacey KILLWORTH			Ducati - BK/Eversn			
IDEAL LAP TIME : 2:49.184		BEST LAP TIME : 2:49.184		DIFFERENCE : 0.000		
LAP	SECTOR 1	SECTOR 2	LAP TIME	MPH	DIFF	TIME OF DAY
1 -	2:08.225	1:00.972	3:09.197 (3)	56.49	20.013	11:23:35.263
2 -	1:57.620	57.913	2:55.533 (2)	60.88	6.349	11:26:30.796
3 -	1:53.032	56.152	2:49.184 (1)	63.17		11:29:19.980

P13 16 UL Matthew WREN			Suzuki - TBR performance			
IDEAL LAP TIME : 2:50.946		BEST LAP TIME : 2:50.946		DIFFERENCE : 0.000		
LAP	SECTOR 1	SECTOR 2	LAP TIME	MPH	DIFF	TIME OF DAY
1 -	2:06.157	1:01.375	3:07.532	56.99	16.586	11:23:22.895
2 -	1:55.454	58.271	2:53.725 (3)	61.52	2.779	11:26:16.620
3 -	1:53.912	57.034	2:50.946 (1)	62.52		11:29:07.566
4 -	1:58.582	59.680	2:58.262	59.95	7.316	11:32:05.828
5 -	1:55.690	57.854	2:53.544 (2)	61.58	2.598	11:34:59.372

P14 254 EX Rick WINDAS			Ducati - Army Medical Services			
IDEAL LAP TIME : 2:51.722		BEST LAP TIME : 2:51.765		DIFFERENCE : 0.043		
LAP	SECTOR 1	SECTOR 2	LAP TIME	MPH	DIFF	TIME OF DAY
1 -	2:07.302	1:01.308	3:08.610	56.66	16.845	11:23:36.336
2 -	1:57.897	58.645	2:56.542	60.54	4.777	11:26:32.878
3 -	1:54.984	57.501	2:52.485 (3)	61.96	0.720	11:29:25.363
4 -	1:54.724	57.041	2:51.765 (1)	62.22		11:32:17.128
5 -	1:55.095	56.998	2:52.093 (2)	62.10	0.328	11:35:09.221

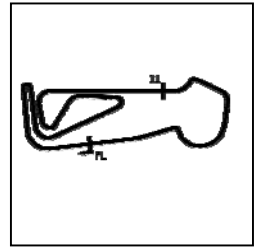
Weather / Track : Rain / Wet

Snetterton 300
Circuit Length = 2.9689 miles
Start: 11:19 Flag 11:32 End: 11:35

BMCRC - MRO Championships 2019 - Rnd 5 @ Snetterton

BMCRC Thunderbike Extreme & Ultra

QUALIFYING - SECTOR ANALYSIS



SECTOR 1 = FL to I1, SECTOR 2 = I1 to FL, DIFF = Difference To Personal Best Lap, P = Crossed Finish Line in Pit Lane, D = Time Disallowed

P15 140 EX Daniel SALES		Honda -				
IDEAL LAP TIME : 2:52.399		BEST LAP TIME : 2:52.399		DIFFERENCE : 0.000		
LAP	SECTOR 1	SECTOR 2	LAP TIME	MPH	DIFF	TIME OF DAY
1 -	2:10.005	1:03.639	3:13.644 (3)	55.19	21.245	11:23:37.995
2 -	1:59.399	57.722	2:57.121 (2)	60.34	4.722	11:26:35.116
3 -	1:54.758	57.641	2:52.399 (1)	61.99		11:29:27.515

P16 258 UL Ande FRIEND		Kawasaki - Flying colours Motorcycle Training				
IDEAL LAP TIME : 2:54.197		BEST LAP TIME : 2:54.197		DIFFERENCE : 0.000		
LAP	SECTOR 1	SECTOR 2	LAP TIME	MPH	DIFF	TIME OF DAY
1 -	2:06.471	1:02.945	3:09.416 (2)	56.42	15.219	11:23:36.524
2 -	2:02.902	IN PIT	5:19.890 P	33.41	2:25.693	11:28:56.414
3 -	OUTLAP	59.904	3:09.026	56.54	14.829	11:32:05.440
4 -	1:55.559	58.638	2:54.197 (1)	61.35		11:34:59.637

P17 55 EX Nick HODGINS		Suzuki - Sam Saunders Racing				
IDEAL LAP TIME : 2:54.482		BEST LAP TIME : 2:54.482		DIFFERENCE : 0.000		
LAP	SECTOR 1	SECTOR 2	LAP TIME	MPH	DIFF	TIME OF DAY
1 -	OUTLAP	1:03.853	3:14.676	54.90	20.194	11:24:07.293
2 -	2:00.671	1:01.887	3:02.558 (3)	58.54	8.076	11:27:09.851
3 -	1:57.034	59.231	2:56.265 (2)	60.63	1.783	11:30:06.116
4 -	1:56.647	57.835	2:54.482 (1)	61.25		11:33:00.598

P18 21 UL Danny BRENNAN		Yamaha - Greenplantuk				
IDEAL LAP TIME : 2:58.334		BEST LAP TIME : 2:58.334		DIFFERENCE : 0.000		
LAP	SECTOR 1	SECTOR 2	LAP TIME	MPH	DIFF	TIME OF DAY
1 -	2:10.635	1:03.714	3:14.349	54.99	16.015	11:23:43.889
2 -	2:00.179	1:00.638	3:00.817 (2)	59.10	2.483	11:26:44.706
3 -	1:58.878	59.456	2:58.334 (1)	59.93		11:29:43.040
4 -	2:00.530	1:02.515	3:03.045 (3)	58.39	4.711	11:32:46.085

P19 24 EX Mark REYNOLDS		Aprilia -				
IDEAL LAP TIME : 3:05.782		BEST LAP TIME : 3:05.782		DIFFERENCE : 0.000		
LAP	SECTOR 1	SECTOR 2	LAP TIME	MPH	DIFF	TIME OF DAY
1 -	2:33.210	1:08.445	3:41.655	48.21	35.873	11:24:09.764
2 -	2:09.865	1:06.528	3:16.393 (3)	54.42	10.611	11:27:26.157
3 -	2:05.620	1:04.620	3:10.240 (2)	56.18	4.458	11:30:36.397
4 -	2:03.386	1:02.396	3:05.782 (1)	57.53		11:33:42.179

P20 373 EX Robert PRICE (R)		Suzuki -				
IDEAL LAP TIME : 3:08.186		BEST LAP TIME : 3:08.317		DIFFERENCE : 0.131		
LAP	SECTOR 1	SECTOR 2	LAP TIME	MPH	DIFF	TIME OF DAY
1 -	2:14.892	1:03.511	3:18.403	53.87	10.086	11:23:58.011
2 -	2:04.675	1:03.642	3:08.317 (1)	56.75		11:27:06.328
3 -	2:05.113	1:03.748	3:08.861 (2)	56.59	0.544	11:30:15.189
4 -	2:07.639	1:04.437	3:12.076 (3)	55.64	3.759	11:33:27.265

P21 20 EX Marc CRESSWELL		Honda - Fishbowl Racing				
IDEAL LAP TIME : 3:09.715		BEST LAP TIME : 3:09.715		DIFFERENCE : 0.000		
LAP	SECTOR 1	SECTOR 2	LAP TIME	MPH	DIFF	TIME OF DAY
1 -	2:17.276	1:09.994	3:27.270	51.56	17.555	11:23:57.818
2 -	2:08.934	1:08.705	3:17.639 (2)	54.07	7.924	11:27:15.457
3 -	2:12.776	1:07.889	3:20.665 (3)	53.26	10.950	11:30:36.122
4 -	2:02.839	1:06.876	3:09.715 (1)	56.33		11:33:45.837

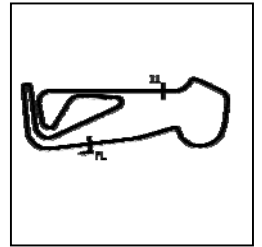
Weather / Track : Rain / Wet

Snetterton 300
Circuit Length = 2.9689 miles
Start: 11:19 Flag 11:32 End: 11:35

BMCRC - MRO Championships 2019 - Rnd 5 @ Snetterton

BMCRC Thunderbike Extreme & Ultra

QUALIFYING - SECTOR ANALYSIS



SECTOR 1 = FL to I1, SECTOR 2 = I1 to FL, DIFF = Difference To Personal Best Lap, P = Crossed Finish Line in Pit Lane, D = Time Disallowed

P22 31 EX		Pete SANDERSON		Suzuki - The Wife!			
IDEAL LAP TIME : 3:16.689		BEST LAP TIME : 3:17.295		DIFFERENCE : 0.606			
LAP	SECTOR 1	SECTOR 2	LAP TIME	MPH	DIFF	TIME OF DAY	
1 -	2:18.778	1:07.417	3:26.195 (2)	51.83	8.900	11:23:46.229	
2 -	2:09.272	1:08.023	3:17.295 (1)	54.17		11:27:03.524	

P23 17 UL		Jordan KILLWORTH		Kawasaki -			
IDEAL LAP TIME : 3:07.359		BEST LAP TIME : 3:17.409		DIFFERENCE : 10.050			
LAP	SECTOR 1	SECTOR 2	LAP TIME	MPH	DIFF	TIME OF DAY	
1 -	2:12.425	1:04.984	3:17.409 (1)	54.14		11:23:44.136	

P24 18 EX		Stuart ALBON		Honda -			
IDEAL LAP TIME : 3:28.425		BEST LAP TIME : 3:30.204		DIFFERENCE : 1.779			
LAP	SECTOR 1	SECTOR 2	LAP TIME	MPH	DIFF	TIME OF DAY	
1 -	2:26.980	1:08.396	3:35.376	49.62	5.172	11:24:08.207	
2 -	2:20.029	1:11.616	3:31.645 (2)	50.50	1.441	11:27:39.852	
3 -	2:23.010	1:09.807	3:32.817 (3)	50.22	2.613	11:31:12.669	
4 -	2:20.558	1:09.646	3:30.204 (1)	50.84		11:34:42.873	

BMCRC - MRO Championships 2019 - Rnd 5 @ Snetterton

BMCRC Thunderbike Extreme & Ultra

QUALIFYING - BEST SECTORS

SECTOR 1			SECTOR 2			IDEAL / BEST COMPARISON						
POS	NO	NAME	TIME	NO	NAME	TIME	POS	NO	NAME	IDEAL	BEST	DIFF
									PERFECT LAP	2:29.560		
1	143	PALMER	1:38.719	40	SHELVEY	50.841	1	143	PALMER	2:30.425	2:33.342	2.917
2	40	SHELVEY	1:40.125	69	RUSSO	51.352	2	40	SHELVEY	2:30.966	2:32.051	1.085
3	69	RUSSO	1:40.870	143	PALMER	51.706	3	69	RUSSO	2:32.222	2:33.339	1.117
4	1	CHAMBERLAIN	1:45.102	11	HARVEY	51.959	4	11	HARVEY	2:37.356	2:37.356	0.000
5	117	STAGG	1:45.192	401	PATMORE	52.402	5	1	CHAMBERLAIN	2:38.779	2:38.779	0.000
6	11	HARVEY	1:45.397	54	SAUNDERS	53.366	6	117	STAGG	2:39.080	2:39.149	0.069
7	54	SAUNDERS	1:46.874	1	CHAMBERLAIN	53.677	7	401	PATMORE	2:39.311	2:39.311	0.000
8	401	PATMORE	1:46.909	117	STAGG	53.888	8	54	SAUNDERS	2:40.240	2:40.240	0.000
9	52	MANTELL	1:48.792	78	THOMAS	54.223	9	78	THOMAS	2:43.081	2:43.081	0.000
10	78	THOMAS	1:48.858	52	MANTELL	54.978	10	52	MANTELL	2:43.770	2:44.343	0.573
11	228	EMERSON	1:52.222	5	KILLWORTH	56.152	11	228	EMERSON	2:48.527	2:48.766	0.239
12	5	KILLWORTH	1:53.032	228	EMERSON	56.305	12	5	KILLWORTH	2:49.184	2:49.184	0.000
13	16	WREN	1:53.912	254	WINDAS	56.998	13	16	WREN	2:50.946	2:50.946	0.000
14	254	WINDAS	1:54.724	16	WREN	57.034	14	254	WINDAS	2:51.722	2:51.765	0.043
15	140	SALES	1:54.758	140	SALES	57.641	15	140	SALES	2:52.399	2:52.399	0.000
16	258	FRIEND	1:55.559	55	HODGINS	57.835	16	258	FRIEND	2:54.197	2:54.197	0.000
17	55	HODGINS	1:56.647	258	FRIEND	58.638	17	55	HODGINS	2:54.482	2:54.482	0.000
18	21	BRENNAN	1:58.878	21	BRENNAN	59.456	18	21	BRENNAN	2:58.334	2:58.334	0.000
19	17	KILLWORTH	2:02.375	24	REYNOLDS	1:02.396	19	24	REYNOLDS	3:05.782	3:05.782	0.000
20	20	CRESSWELL	2:02.839	373	PRICE (R)	1:03.511	20	17	KILLWORTH	3:07.359	3:17.409	10.050
21	24	REYNOLDS	2:03.386	17	KILLWORTH	1:04.984	21	373	PRICE (R)	3:08.186	3:08.317	0.131
22	373	PRICE (R)	2:04.675	20	CRESSWELL	1:06.876	22	20	CRESSWELL	3:09.715	3:09.715	0.000
23	31	SANDERSON	2:09.272	31	SANDERSON	1:07.417	23	31	SANDERSON	3:16.689	3:17.295	0.606
24	18	ALBON	2:20.029	18	ALBON	1:08.396	24	18	ALBON	3:28.425	3:30.204	1.779

Weather / Track : Rain / Wet

Results can be found at www.tsl-timing.com

Snetterton 300

Circuit Length = 2.9689 miles

Start: 11:19 Flag 11:32 End: 11:35

Printed - 11:36 Saturday, 08 June 2019

BMCRC - MRO Championships 2019 - Rnd 5 @ Snetterton

BMCRC Thunderbike Extreme & Ultra

RACE 10 - GRID (5 Laps)

ROW 9	27	76	Jason BYARD	26	41	Dave ABRAHAM	25	14	Chris BURRAGE			
ROW 8	24	18	Stuart ALBON	3:30.204	23	17	Jordan KILLWORTH	3:17.409	22	31	Pete SANDERSON	3:17.295
ROW 7	21	20	Marc CRESSWELL	3:09.715	20	373	Robert PRICE (R)	3:08.317	19	24	Mark REYNOLDS	3:05.782
ROW 6	18	21	Danny BRENNAN	2:58.334	17	55	Nick HODGINS	2:54.482	16	258	Ande FRIEND	2:54.197
ROW 5	15	140	Daniel SALES	2:52.399	14	254	Rick WINDAS	2:51.765	13	16	Matthew WREN	2:50.946
ROW 4	12	5	Stacey KILLWORTH	2:49.184	11	228	Clive EMERSON	2:48.766	10	52	Barry MANTELL	2:44.343
ROW 3	9	78	Jamie THOMAS	2:43.081	8	54	Andrew SAUNDERS	2:40.240	7	401	Aiden PATMORE	2:39.311
ROW 2	6	117	Ray STAGG	2:39.149	5	1	Barry CHAMBERLAIN	2:38.779	4	11	Josh HARVEY	2:37.356
ROW 1	3	143	Steve PALMER	2:33.342	2	69	Tony RUSSO	2:33.339	1	40	David SHELVEY	2:32.051
											Pole	

Snetterton 300
Circuit Length = 2.9689 miles

These results are provisional until the conclusion of any judicial and technical matters.

Clerk Of Course :		Timekeeper :
-------------------	--	--------------

Results can be found at www.tsl-timing.com

Printed - 11:38 Saturday, 08 June 2019



BMCRC - MRO Championships 2019 - Rnd 5 @ Snetterton

BMCRC Thunderbike Extreme & Ultra

RACE 10 - CLASSIFICATION

POS	NO	CL	PIC NAME	ENTRY	LAPS	TIME	GAP	DIFF	MPH	BEST	ON
1	401	UL	1 Aiden PATMORE	Yamaha - TBR Performance/NW Roofing	5	11:33.665			77.04	2:15.494	4
2	40	EX	1 David SHELVEY	Suzuki - ymark.com	5	11:37.175	3.510	3.510	76.65	2:16.399	4
3	54	EX	2 Andrew SAUNDERS	Suzuki - SDC PERFORMANCE	5	12:04.949	31.284	27.774	73.71	2:20.768	4
4	69	EX	3 Tony RUSSO	Suzuki - Titan Elevators	5	12:09.663	35.998	4.714	73.23	2:22.855	4
5	117	EX	4 Ray STAGG	Suzuki -	5	12:19.029	45.364	9.366	72.31	2:24.683	4
6	78	UL	2 Jamie THOMAS	Suzuki - Team RubyRacing	5	12:41.683	1:08.018	22.654	70.16	2:28.602	2
7	52	EX	5 Barry MANTELL	Honda - Swedish car connection	5	12:50.818	1:17.153	9.135	69.32	2:30.303	4
8	5	UL	3 Stacey KILLWORTH	Ducati - BK/Everns	5	12:59.311	1:25.646	8.493	68.57	2:32.793	5
9	254	EX	6 Rick WINDAS	Ducati - Army Medical Services	5	12:59.560	1:25.895	0.249	68.55	2:33.581	4
10	228	EX	7 Clive EMERSON	Honda -	5	13:01.490	1:27.825	1.930	68.38	2:31.868	5
11	24	EX	8 Mark REYNOLDS	Aprilia -	5	13:09.749	1:36.084	8.259	67.66	2:32.724	5
12	21	UL	4 Danny BRENNAN	Yamaha - Greenplantuk	5	13:20.673	1:47.008	10.924	66.74	2:35.768	5
13	55	EX	9 Nick HODGINS	Suzuki - Sam Saunders Racing	5	13:22.541	1:48.876	1.868	66.58	2:33.738	5
14	17	UL	5 Jordan KILLWORTH	Kawasaki -	5	13:26.876	1:53.211	4.335	66.23	2:35.833	5
15	20	EX	10 Marc CRESSWELL	Honda - Fishbowl Racing	5	13:39.393	2:05.728	12.517	65.21	2:40.451	5
16	373	EX	11 Robert PRICE (R)	Suzuki -	5	14:16.439	2:42.774	37.046	62.39	2:48.562	5
17	18	EX	12 Stuart ALBON	Honda -	4	12:09.750	1 Lap	1 Lap	58.58	2:54.373	4

NOT CLASSIFIED

DNF	1	UL	Barry CHAMBERLAIN	Suzuki - Airsys.co.uk	4	9:18.083	1 Lap		76.60	2:15.576	4
DNF	143	UL	Steve PALMER	Yamaha - 4C8/Mk1 Transit racing	4	9:18.977	1 Lap	0.894	76.48	2:17.010	4
DNF	11	UL	Josh HARVEY	Yamaha - NR Racing	2	4:56.418	3 Laps	2 Laps	72.11	2:22.859	2
DNF	16	UL	Matthew WREN	Suzuki - TBR performance	1	2:37.681	4 Laps	1 Lap	67.78		
DNF	258	UL	Ande FRIEND	Kawasaki - Flying colours Motorcycle Training	0						

FASTEST LAP

401	UL	Aiden PATMORE	Yamaha - TBR Performance/NW Roofing	4	2:15.494	78.88 mph	126.94 kph
40	EX	David SHELVEY	Suzuki - ymark.com	4	2:16.399	78.35 mph	126.10 kph

Class UL - 92.5% of Race Speed = 71.26 mph
 Class EX - 92.5% of Race Speed = 70.90 mph

Snetterton 300
 Circuit Length = 2.9689 miles
 Start: 15:41 Flag 15:53 End: 15:56

Weather / Track : Cloudy / Drying

These results are provisional until the conclusion of any judicial and technical matters.

Clerk Of Course :	Timekeeper :
-------------------	--------------

Results can be found at www.tsl-timing.com

Printed - 15:57 Saturday, 08 June 2019



BMCRC - MRO Championships 2019 - Rnd 5 @ Snetterton

BMCRC Thunderbike Extreme & Ultra

RACE 10 - LAP CHART

LAP 1 @ 15:44:02.133

NO	BEHIND	LAP TIME
143		2:23.365
401	0.625	2:23.990
40	0.752	2:24.117
1	1.010	2:24.375
117	8.248	2:31.613
69	8.740	2:32.105
54	8.881	2:32.246
11	10.194	2:33.559
16	14.316	2:37.681
78	15.795	2:39.160
52	17.292	2:40.657
254	18.400	2:41.765
5	18.430	2:41.795
228	20.164	2:43.529
24	24.378	2:47.743
21	25.089	2:48.454
20	28.143	2:51.508
17	29.736	2:53.101
55	31.289	2:54.654
373	34.725	2:58.090
18	46.736	3:10.101

LAP 2 @ 15:46:20.798

NO	BEHIND	LAP TIME
143		2:18.665
401	0.041	2:18.081
1	0.756	2:18.411
40	0.947	2:18.860
11	14.388	2:22.859
54	16.465	2:26.249
69	16.502	2:26.427
117	17.408	2:27.825
78	25.732	2:28.602
254	33.586	2:33.851
52	34.105	2:35.478
5	35.745	2:35.980
228	37.949	2:36.450
24	43.523	2:37.810
21	44.324	2:37.900
17	53.505	2:42.434
20	53.795	2:44.317
55	54.226	2:41.602
373	1:06.461	2:50.401
18	1:30.651	3:02.580

LAP 3 @ 15:48:40.735

NO	BEHIND	LAP TIME
143		2:19.937
401	0.173	2:20.069
1	0.540	2:19.721
40	1.514	2:20.504
54	19.134	2:22.606
69	21.443	2:24.878
117	22.345	2:24.874
78	37.091	2:31.296
52	48.045	2:33.877
254	50.266	2:36.617
5	50.545	2:34.737
228	53.953	2:35.941
24	59.775	2:36.189
21	1:03.489	2:39.102

17	1:12.287	2:38.719
55	1:12.559	2:38.270
20	1:14.986	2:41.128
373	1:36.537	2:50.013
18	2:13.410	3:02.696

LAP 4 @ 15:50:56.402

NO	BEHIND	LAP TIME
401		2:15.494
1	0.449	2:15.576
143	1.343	2:17.010
40	2.246	2:16.399
54	24.235	2:20.768
69	28.631	2:22.855
117	31.361	2:24.683
78	51.807	2:30.383
52	1:02.681	2:30.303
254	1:08.180	2:33.581
5	1:08.884	2:34.006
228	1:11.988	2:33.702
24	1:19.391	2:35.283
21	1:27.271	2:39.449
55	1:31.169	2:34.277
17	1:33.409	2:36.789
20	1:41.308	2:41.989
373	2:10.243	2:49.373

LAP 5 @ 15:53:12.433

NO	BEHIND	LAP TIME
401		2:16.031
40	3.510	2:17.295
54	31.284	2:23.080
69	35.998	2:23.398
18	1 Lap	2:54.373
117	45.364	2:30.034
78	1:08.018	2:32.242
52	1:17.153	2:30.503
5	1:25.646	2:32.793
254	1:25.895	2:33.746
228	1:27.825	2:31.868
24	1:36.084	2:32.724
21	1:47.008	2:35.768
55	1:48.876	2:33.738
17	1:53.211	2:35.833
20	2:05.728	2:40.451
373	2:42.774	2:48.562

Weather / Track : Cloudy / Drying

Results can be found at www.tsl-timing.com

Snetterton 300

Circuit Length = 2.9689 miles

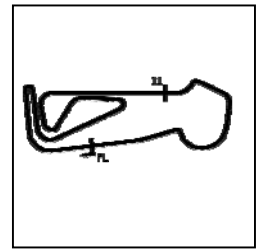
Start: 15:41 Flag 15:53 End: 15:56

Printed - 15:58 Saturday, 08 June 2019

BMCRC - MRO Championships 2019 - Rnd 5 @ Snetterton

BMCRC Thunderbike Extreme & Ultra

RACE 10 - SECTOR ANALYSIS



SECTOR 1 = FL to I1, SECTOR 2 = I1 to FL, DIFF = Difference To Personal Best Lap, P = Crossed Finish Line in Pit Lane, D = Time Disallowed

P1 401 UL		Aiden PATMORE		Yamaha - TBR Performance/NW Roofing		
IDEAL LAP TIME : 2:15.281		BEST LAP TIME : 2:15.494		DIFFERENCE : 0.213		
LAP	SECTOR 1	SECTOR 2	LAP TIME	MPH	DIFF	TIME OF DAY
1 -		47.032	2:23.990	74.22	8.496	15:44:02.758
2 -	1:31.138	46.943	2:18.081 (3)	77.40	2.587	15:46:20.839
3 -	1:33.535	46.534	2:20.069	76.30	4.575	15:48:40.908
4 -	1:29.557	45.937	2:15.494 (1)	78.88		15:50:56.402
5 -	1:30.307	45.724	2:16.031 (2)	78.57	0.537	15:53:12.433

P2 40 EX		David SHELVEY		Suzuki - ymark.com		
IDEAL LAP TIME : 2:16.399		BEST LAP TIME : 2:16.399		DIFFERENCE : 0.000		
LAP	SECTOR 1	SECTOR 2	LAP TIME	MPH	DIFF	TIME OF DAY
1 -		48.032	2:24.117	74.16	7.718	15:44:02.885
2 -	1:31.874	46.986	2:18.860 (3)	76.97	2.461	15:46:21.745
3 -	1:32.806	47.698	2:20.504	76.06	4.105	15:48:42.249
4 -	1:29.983	46.416	2:16.399 (1)	78.35		15:50:58.648
5 -	1:30.734	46.561	2:17.295 (2)	77.84	0.896	15:53:15.943

P3 54 EX		Andrew SAUNDERS		Suzuki - SDC PERFORMANCE		
IDEAL LAP TIME : 2:20.768		BEST LAP TIME : 2:20.768		DIFFERENCE : 0.000		
LAP	SECTOR 1	SECTOR 2	LAP TIME	MPH	DIFF	TIME OF DAY
1 -		49.108	2:32.246	70.20	11.478	15:44:11.014
2 -	1:37.626	48.623	2:26.249	73.08	5.481	15:46:37.263
3 -	1:35.042	47.564	2:22.606 (2)	74.94	1.838	15:48:59.869
4 -	1:33.507	47.261	2:20.768 (1)	75.92		15:51:20.637
5 -	1:34.246	48.834	2:23.080 (3)	74.70	2.312	15:53:43.717

P4 69 EX		Tony RUSSO		Suzuki - Titan Elevators		
IDEAL LAP TIME : 2:22.687		BEST LAP TIME : 2:22.855		DIFFERENCE : 0.168		
LAP	SECTOR 1	SECTOR 2	LAP TIME	MPH	DIFF	TIME OF DAY
1 -		49.352	2:32.105	70.26	9.250	15:44:10.873
2 -	1:37.520	48.907	2:26.427	72.99	3.572	15:46:37.300
3 -	1:36.067	48.811	2:24.878 (3)	73.77	2.023	15:49:02.178
4 -	1:34.796	48.059	2:22.855 (1)	74.81		15:51:25.033
5 -	1:34.628	48.770	2:23.398 (2)	74.53	0.543	15:53:48.431

P5 117 EX		Ray STAGG		Suzuki -		
IDEAL LAP TIME : 2:23.702		BEST LAP TIME : 2:24.683		DIFFERENCE : 0.981		
LAP	SECTOR 1	SECTOR 2	LAP TIME	MPH	DIFF	TIME OF DAY
1 -		50.156	2:31.613	70.49	6.930	15:44:10.381
2 -	1:38.639	49.186	2:27.825 (3)	72.30	3.142	15:46:38.206
3 -	1:36.004	48.870	2:24.874 (2)	73.77	0.191	15:49:03.080
4 -	1:34.832	49.851	2:24.683 (1)	73.87		15:51:27.763
5 -	1:37.792	52.242	2:30.034	71.23	5.351	15:53:57.797

P6 78 UL		Jamie THOMAS		Suzuki - Team RubyRacing		
IDEAL LAP TIME : 2:28.602		BEST LAP TIME : 2:28.602		DIFFERENCE : 0.000		
LAP	SECTOR 1	SECTOR 2	LAP TIME	MPH	DIFF	TIME OF DAY
1 -		51.654	2:39.160	67.15	10.558	15:44:17.928
2 -	1:38.075	50.527	2:28.602 (1)	71.92		15:46:46.530
3 -	1:40.117	51.179	2:31.296 (3)	70.64	2.694	15:49:17.826
4 -	1:39.047	51.336	2:30.383 (2)	71.07	1.781	15:51:48.209
5 -	1:39.548	52.694	2:32.242	70.20	3.640	15:54:20.451

P7 52 EX		Barry MANTELL		Honda - Swedish car connection		
IDEAL LAP TIME : 2:30.088		BEST LAP TIME : 2:30.303		DIFFERENCE : 0.215		
LAP	SECTOR 1	SECTOR 2	LAP TIME	MPH	DIFF	TIME OF DAY
1 -						

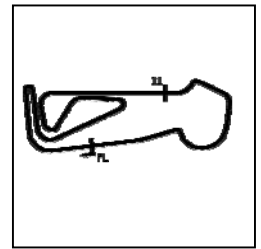
Weather / Track : Cloudy / Drying

Snetterton 300
Circuit Length = 2.9689 miles
Start: 15:41 Flag 15:53 End: 15:56

BMCRC - MRO Championships 2019 - Rnd 5 @ Snetterton

BMCRC Thunderbike Extreme & Ultra

RACE 10 - SECTOR ANALYSIS



SECTOR 1 = FL to I1, SECTOR 2 = I1 to FL, DIFF = Difference To Personal Best Lap, P = Crossed Finish Line in Pit Lane, D = Time Disallowed

1 -		52.831	2:40.657	66.52	10.354	15:44:19.425
2 -	1:41.564	53.914	2:35.478	68.74	5.175	15:46:54.903
3 -	1:42.573	51.304	2:33.877 (3)	69.45	3.574	15:49:28.780
4 -	1:39.316	50.987	2:30.303 (1)	71.11		15:51:59.083
5 -	1:39.101	51.402	2:30.503 (2)	71.01	0.200	15:54:29.586

P8	5 UL	Stacey KILLWORTH	Ducati - BK/Evers			
IDEAL LAP TIME : 2:32.730		BEST LAP TIME : 2:32.793	DIFFERENCE : 0.063			
LAP	SECTOR 1	SECTOR 2	LAP TIME	MPH	DIFF	TIME OF DAY
1 -		52.195	2:41.795	66.05	9.002	15:44:20.563
2 -	1:43.627	52.353	2:35.980	68.52	3.187	15:46:56.543
3 -	1:42.675	52.062	2:34.737 (3)	69.07	1.944	15:49:31.280
4 -	1:42.683	51.323	2:34.006 (2)	69.40	1.213	15:52:05.286
5 -	1:41.407	51.386	2:32.793 (1)	69.95		15:54:38.079

P9	254 EX	Rick WINDAS	Ducati - Army Medical Services			
IDEAL LAP TIME : 2:32.880		BEST LAP TIME : 2:33.581	DIFFERENCE : 0.701			
LAP	SECTOR 1	SECTOR 2	LAP TIME	MPH	DIFF	TIME OF DAY
1 -		51.650	2:41.765	66.07	8.184	15:44:20.533
2 -	1:41.230	52.621	2:33.851 (3)	69.47	0.270	15:46:54.384
3 -	1:44.242	52.375	2:36.617	68.24	3.036	15:49:31.001
4 -	1:41.893	51.688	2:33.581 (1)	69.59		15:52:04.582
5 -	1:41.613	52.133	2:33.746 (2)	69.51	0.165	15:54:38.328

P10	228 EX	Clive EMERSON	Honda -			
IDEAL LAP TIME : 2:31.750		BEST LAP TIME : 2:31.868	DIFFERENCE : 0.118			
LAP	SECTOR 1	SECTOR 2	LAP TIME	MPH	DIFF	TIME OF DAY
1 -		53.091	2:43.529	65.35	11.661	15:44:22.297
2 -	1:43.300	53.150	2:36.450	68.31	4.582	15:46:58.747
3 -	1:42.637	53.304	2:35.941 (3)	68.53	4.073	15:49:34.688
4 -	1:41.892	51.810	2:33.702 (2)	69.53	1.834	15:52:08.390
5 -	1:39.940	51.928	2:31.868 (1)	70.37		15:54:40.258

P11	24 EX	Mark REYNOLDS	Aprilia -			
IDEAL LAP TIME : 2:32.724		BEST LAP TIME : 2:32.724	DIFFERENCE : 0.000			
LAP	SECTOR 1	SECTOR 2	LAP TIME	MPH	DIFF	TIME OF DAY
1 -		54.134	2:47.743	63.71	15.019	15:44:26.511
2 -	1:44.121	53.689	2:37.810	67.72	5.086	15:47:04.321
3 -	1:43.832	52.357	2:36.189 (3)	68.43	3.465	15:49:40.510
4 -	1:42.539	52.744	2:35.283 (2)	68.82	2.559	15:52:15.793
5 -	1:40.789	51.935	2:32.724 (1)	69.98		15:54:48.517

P12	21 UL	Danny BRENNAN	Yamaha - Greenplantuk			
IDEAL LAP TIME : 2:35.768		BEST LAP TIME : 2:35.768	DIFFERENCE : 0.000			
LAP	SECTOR 1	SECTOR 2	LAP TIME	MPH	DIFF	TIME OF DAY
1 -		54.010	2:48.454	63.44	12.686	15:44:27.222
2 -	1:44.641	53.259	2:37.900 (2)	67.68	2.132	15:47:05.122
3 -	1:44.556	54.546	2:39.102 (3)	67.17	3.334	15:49:44.224
4 -	1:45.573	53.876	2:39.449	67.03	3.681	15:52:23.673
5 -	1:43.528	52.240	2:35.768 (1)	68.61		15:54:59.441

P13	55 EX	Nick HODGINS	Suzuki - Sam Saunders Racing			
IDEAL LAP TIME : 2:33.017		BEST LAP TIME : 2:33.738	DIFFERENCE : 0.721			
LAP	SECTOR 1	SECTOR 2	LAP TIME	MPH	DIFF	TIME OF DAY
1 -		54.480	2:54.654	61.19	20.916	15:44:33.422
2 -	1:46.527	55.075	2:41.602	66.13	7.864	15:47:15.024
3 -	1:45.002	53.268	2:38.270 (3)	67.53	4.532	15:49:53.294
4 -	1:42.636	51.641	2:34.277 (2)	69.27	0.539	15:52:27.571

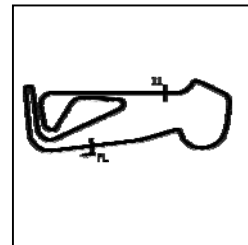
Weather / Track : Cloudy / Drying

Snetterton 300
Circuit Length = 2.9689 miles
Start: 15:41 Flag 15:53 End: 15:56

BMCRC - MRO Championships 2019 - Rnd 5 @ Snetterton

BMCRC Thunderbike Extreme & Ultra

RACE 10 - SECTOR ANALYSIS



SECTOR 1 = FL to I1, SECTOR 2 = I1 to FL, DIFF = Difference To Personal Best Lap, P = Crossed Finish Line in Pit Lane, D = Time Disallowed

5 - **1:41.376** 52.362 **2:33.738 (1)** **69.52** **15:55:01.309**

P14	17 UL	Jordan KILLWORTH	Kawasaki -			
IDEAL LAP TIME : 2:35.760		BEST LAP TIME : 2:35.833		DIFFERENCE : 0.073		

LAP	SECTOR 1	SECTOR 2	LAP TIME	MPH	DIFF	TIME OF DAY
1 -		53.278	2:53.101	61.74	17.268	15:44:31.869
2 -	1:47.642	54.792	2:42.434	65.79	6.601	15:47:14.303
3 -	1:45.387	53.332	2:38.719 (3)	67.33	2.886	15:49:53.022
4 -	1:44.602	52.187	2:36.789 (2)	68.16	0.956	15:52:29.811
5 -	1:43.573	52.260	2:35.833 (1)	68.58		15:55:05.644

P15	20 EX	Marc CRESSWELL	Honda - Fishbowl Racing			
IDEAL LAP TIME : 2:39.791		BEST LAP TIME : 2:40.451		DIFFERENCE : 0.660		

LAP	SECTOR 1	SECTOR 2	LAP TIME	MPH	DIFF	TIME OF DAY
1 -		55.967	2:51.508	62.31	11.057	15:44:30.276
2 -	1:48.173	56.144	2:44.317	65.04	3.866	15:47:14.593
3 -	1:46.821	54.307	2:41.128 (2)	66.33	0.677	15:49:55.721
4 -	1:46.302	55.687	2:41.989 (3)	65.98	1.538	15:52:37.710
5 -	1:45.484	54.967	2:40.451 (1)	66.61		15:55:18.161

P16	373 EX	Robert PRICE (R)	Suzuki -			
IDEAL LAP TIME : 2:48.562		BEST LAP TIME : 2:48.562		DIFFERENCE : 0.000		

LAP	SECTOR 1	SECTOR 2	LAP TIME	MPH	DIFF	TIME OF DAY
1 -		57.761	2:58.090	60.01	9.528	15:44:36.858
2 -	1:53.066	57.335	2:50.401	62.72	1.839	15:47:27.259
3 -	1:52.295	57.718	2:50.013 (3)	62.86	1.451	15:50:17.272
4 -	1:52.728	56.645	2:49.373 (2)	63.10	0.811	15:53:06.645
5 -	1:52.181	56.381	2:48.562 (1)	63.40		15:55:55.207

P17	18 EX	Stuart ALBON	Honda -			
IDEAL LAP TIME : 2:54.373		BEST LAP TIME : 2:54.373		DIFFERENCE : 0.000		

LAP	SECTOR 1	SECTOR 2	LAP TIME	MPH	DIFF	TIME OF DAY
1 -		1:01.038	3:10.101	56.22	15.728	15:44:48.869
2 -	2:01.125	1:01.455	3:02.580 (2)	58.53	8.207	15:47:51.449
3 -	2:02.742	59.954	3:02.696 (3)	58.50	8.323	15:50:54.145
4 -	1:55.581	58.792	2:54.373 (1)	61.29		15:53:48.518

P18	1 UL	Barry CHAMBERLAIN	Suzuki - Airsys.co.uk			
IDEAL LAP TIME : 2:15.576		BEST LAP TIME : 2:15.576		DIFFERENCE : 0.000		

LAP	SECTOR 1	SECTOR 2	LAP TIME	MPH	DIFF	TIME OF DAY
1 -		47.759	2:24.375	74.02	8.799	15:44:03.143
2 -	1:30.912	47.499	2:18.411 (2)	77.21	2.835	15:46:21.554
3 -	1:32.686	47.035	2:19.721 (3)	76.49	4.145	15:48:41.275
4 -	1:29.659	45.917	2:15.576 (1)	78.83		15:50:56.851

P19	143 UL	Steve PALMER	Yamaha - 4C8/Mk1 Transit racing			
IDEAL LAP TIME : 2:15.764		BEST LAP TIME : 2:17.010		DIFFERENCE : 1.246		

LAP	SECTOR 1	SECTOR 2	LAP TIME	MPH	DIFF	TIME OF DAY
1 -		48.288	2:23.365	74.55	6.355	15:44:02.133
2 -	1:31.291	47.374	2:18.665 (2)	77.07	1.655	15:46:20.798
3 -	1:33.334	46.603	2:19.937 (3)	76.37	2.927	15:48:40.735
4 -	1:30.561	46.449	2:17.010 (1)	78.00		15:50:57.745

P20	11 UL	Josh HARVEY	Yamaha - NR Racing			
IDEAL LAP TIME : 2:22.859		BEST LAP TIME : 2:22.859		DIFFERENCE : 0.000		

LAP	SECTOR 1	SECTOR 2	LAP TIME	MPH	DIFF	TIME OF DAY
1 -		48.612	2:33.559	69.60	10.700	15:44:12.327

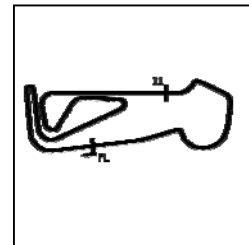
Weather / Track : Cloudy / Drying

Snetterton 300
Circuit Length = 2.9689 miles
Start: 15:41 Flag 15:53 End: 15:56

BMCRC - MRO Championships 2019 - Rnd 5 @ Snetterton

BMCRC Thunderbike Extreme & Ultra

RACE 10 - SECTOR ANALYSIS



SECTOR 1 = FL to I1, SECTOR 2 = I1 to FL, DIFF = Difference To Personal Best Lap, P = Crossed Finish Line in Pit Lane, D = Time Disallowed

2 - 1:35.119 47.740 2:22.859 (1) 74.81 15:46:35.186

P21 16 UL		Matthew WREN		Suzuki - TBR performance			
IDEAL LAP TIME :		BEST LAP TIME :		DIFFERENCE :			
LAP	SECTOR 1	SECTOR 2	LAP TIME	MPH	DIFF	TIME OF DAY	
1 -		50.300	2:37.681	67.78		15:44:16.449	

BMCRC - MRO Championships 2019 - Rnd 5 @ Snetterton

BMCRC Thunderbike Extreme & Ultra

RACE 10 - BEST SECTORS

SECTOR 1			SECTOR 2			IDEAL / BEST COMPARISON						
POS	NO	NAME	TIME	NO	NAME	TIME	POS	NO	NAME	IDEAL	BEST	DIFF
									PERFECT LAP	2:15.039		
1	143	PALMER	1:29.315	401	PATMORE	45.724	1	401	PATMORE	2:15.281	2:15.494	0.213
2	401	PATMORE	1:29.557	1	CHAMBERLAIN	45.917	2	1	CHAMBERLAIN	2:15.576	2:15.576	0.000
3	1	CHAMBERLAIN	1:29.659	40	SHELVEY	46.416	3	143	PALMER	2:15.764	2:17.010	1.246
4	40	SHELVEY	1:29.983	143	PALMER	46.449	4	40	SHELVEY	2:16.399	2:16.399	0.000
5	54	SAUNDERS	1:33.507	54	SAUNDERS	47.261	5	54	SAUNDERS	2:20.768	2:20.768	0.000
6	69	RUSSO	1:34.628	11	HARVEY	47.740	6	69	RUSSO	2:22.687	2:22.855	0.168
7	117	STAGG	1:34.832	69	RUSSO	48.059	7	11	HARVEY	2:22.859	2:22.859	0.000
8	11	HARVEY	1:35.119	117	STAGG	48.870	8	117	STAGG	2:23.702	2:24.683	0.981
9	78	THOMAS	1:38.075	16	WREN	50.300	9	78	THOMAS	2:28.602	2:28.602	0.000
10	52	MANTELL	1:39.101	78	THOMAS	50.527	10	52	MANTELL	2:30.088	2:30.303	0.215
11	228	EMERSON	1:39.940	52	MANTELL	50.987	11	228	EMERSON	2:31.750	2:31.868	0.118
12	24	REYNOLDS	1:40.789	5	KILLWORTH	51.323	12	24	REYNOLDS	2:32.724	2:32.724	0.000
13	254	WINDAS	1:41.230	55	HODGINS	51.641	13	5	KILLWORTH	2:32.730	2:32.793	0.063
14	55	HODGINS	1:41.376	254	WINDAS	51.650	14	254	WINDAS	2:32.880	2:33.581	0.701
15	5	KILLWORTH	1:41.407	228	EMERSON	51.810	15	55	HODGINS	2:33.017	2:33.738	0.721
16	21	BRENNAN	1:43.528	24	REYNOLDS	51.935	16	17	KILLWORTH	2:35.760	2:35.833	0.073
17	17	KILLWORTH	1:43.573	17	KILLWORTH	52.187	17	21	BRENNAN	2:35.768	2:35.768	0.000
18	20	CRESSWELL	1:45.484	21	BRENNAN	52.240	18	20	CRESSWELL	2:39.791	2:40.451	0.660
19	373	PRICE (R)	1:52.181	20	CRESSWELL	54.307	19	373	PRICE (R)	2:48.562	2:48.562	0.000
20	18	ALBON	1:55.581	373	PRICE (R)	56.381	20	18	ALBON	2:54.373	2:54.373	0.000
21				18	ALBON	58.792	21	16	WREN			
22												

Weather / Track : Cloudy / Drying

Results can be found at www.tsl-timing.com

Snetterton 300

Circuit Length = 2.9689 miles

Start: 15:41 Flag 15:53 End: 15:56

Printed - 15:58 Saturday, 08 June 2019

BMCRC - MRO Championships 2019 - Rnd 5 @ Snetterton

BMCRC Thunderbike Extreme & Ultra

RACE 18 - GRID (5 Laps)

ROW 9	1	26	76 Jason BYARD	25	41 Dave ABRAHAM	
ROW 8	24	14 Chris BURRAGE	23	31 Pete SANDERSON	22	258 Ande FRIEND
ROW 7	21	16 Matthew WREN	20	18 Stuart ALBON	19	373 Robert PRICE (R)
ROW 6	18	20 Marc CRESSWELL	17	17 Jordan KILLWORTH	16	21 Danny BRENNAN
ROW 5	15	55 Nick HODGINS	14	254 Rick WINDAS	13	5 Stacey KILLWORTH
ROW 4	12	24 Mark REYNOLDS	11	228 Clive EMERSON	10	52 Barry MANTELL
ROW 3	9	78 Jamie THOMAS	8	117 Ray STAGG	7	11 Josh HARVEY
ROW 2	6	69 Tony RUSSO	5	54 Andrew SAUNDERS	4	143 Steve PALMER
ROW 1	3	40 David SHELVEY	2	1 Barry CHAMBERLAIN	1	401 Aiden PATMORE

Pole

Snetterton 300
Circuit Length = 2.9689 miles

These results are provisional until the conclusion of any judicial and technical matters.

Clerk Of Course :	Timekeeper :
-------------------	--------------

Results can be found at www.tsl-timing.com

Printed - 15:59 Saturday, 08 June 2019



BMCRC - MRO Championships 2019 - Rnd 5 @ Snetterton

BMCRC Thunderbike Extreme & Ultra

RACE 18 - CLASSIFICATION

POS	NO	CL	PIC NAME	ENTRY	LAPS	TIME	GAP	DIFF	MPH	BEST	ON
1	11	UL	1 Josh HARVEY	Yamaha - NR Racing	5	10:06.783			88.07	1:59.630	4
2	143	UL	2 Steve PALMER	Yamaha - 4C8/Mk1 Transit racing	5	10:22.663	15.880	15.880	85.82	2:02.320	2
3	1	UL	3 Barry CHAMBERLAIN	Suzuki - Airsys.co.uk	5	10:25.681	18.898	3.018	85.41	2:03.117	4
4	40	EX	1 David SHELVEY	Suzuki - ymark.com	5	10:26.052	19.269	0.371	85.36	2:03.047	4
5	54	EX	2 Andrew SAUNDERS	Suzuki - SDC PERFORMANCE	5	10:29.034	22.251	2.982	84.95	2:03.586	3
6	69	EX	3 Tony RUSSO	Suzuki - Titan Elevators	5	10:29.196	22.413	0.162	84.93	2:03.262	3
7	16	UL	4 Matthew WREN	Suzuki - TBR performance	5	10:48.376	41.593	19.180	82.42	2:06.816	3
8	78	UL	5 Jamie THOMAS	Suzuki - Team RubyRacing	5	10:48.836	42.053	0.460	82.36	2:07.203	5
9	52	EX	4 Barry MANTELL	Honda - Swedish car connection	5	10:49.482	42.699	0.646	82.28	2:06.609	4
10	5	UL	6 Stacey KILLWORTH	Ducati - BK/Everns	5	10:51.855	45.072	2.373	81.98	2:06.983	5
11	41	EX	5 Dave ABRAHAM	Aprilia - Cambridge M/C's	5	10:52.413	45.630	0.558	81.91	2:07.208	5
12	117	EX	6 Ray STAGG	Suzuki -	5	10:57.252	50.469	4.839	81.30	2:09.290	2
13	258	UL	7 Ande FRIEND	Kawasaki - Flying colours Motorcycle Training	5	11:10.614	1:03.831	13.362	79.68	2:10.380	5
14	55	EX	7 Nick HODGINS	Suzuki - Sam Saunders Racing	5	11:20.775	1:13.992	10.161	78.49	2:12.714	4
15	228	EX	8 Clive EMERSON	Honda -	5	11:24.895	1:18.112	4.120	78.02	2:15.614	4
16	254	EX	9 Rick WINDAS	Ducati - Army Medical Services	5	11:38.580	1:31.797	13.685	76.49	2:18.018	5
17	20	EX	10 Marc CRESSWELL	Honda - Fishbowl Racing	5	11:38.718	1:31.935	0.138	76.48	2:16.415	5
18	24	EX	11 Mark REYNOLDS	Aprilia -	5	11:43.989	1:37.206	5.271	75.91	2:18.902	3
19	373	EX	12 Robert PRICE (R)	Suzuki -	5	11:49.153	1:42.370	5.164	75.35	2:17.209	5
20	17	UL	8 Jordan KILLWORTH	Kawasaki -	5	11:52.081	1:45.298	2.928	75.04	2:17.498	5
21	21	UL	9 Danny BRENNAN	Yamaha - Greenplantuk	5	12:31.075	2:24.292	38.994	71.15	2:27.195	2
22	18	EX	13 Stuart ALBON	Honda -	4	10:47.069	1 Lap	1 Lap	66.07	2:35.417	4

NOT CLASSIFIED

EX	401 *	UL	Aiden PATMORE	Yamaha - TBR Performance/NW Roofing	0
----	-------	----	---------------	-------------------------------------	---

FASTEST LAP

11	UL	Josh HARVEY	Yamaha - NR Racing	4	1:59.630	89.34 mph	143.78 kph
40	EX	David SHELVEY	Suzuki - ymark.com	4	2:03.047	86.86 mph	139.79 kph

No 401 – Excluded from race result, no adhering to Black and Orange flag

Class UL - 92.5% of Race Speed = 81.46 mph

Class EX - 92.5% of Race Speed = 78.95 mph

Snetterton 300

Circuit Length = 2.9689 miles

Start: 09:27 Flag 09:37 End: 09:40

Weather / Track : Bright / Dry

These results are provisional until the conclusion of any judicial and technical matters.

Clerk Of Course :	Timekeeper :
-------------------	--------------

Results can be found at www.tsl-timing.com

Printed - 09:44 Sunday, 09 June 2019



BMCRC - MRO Championships 2019 - Rnd 5 @ Snetterton

BMCRC Thunderbike Extreme & Ultra

RACE 18 - LAP CHART

LAP 1 @ 09:29:52.001

NO	BEHIND	LAP TIME
11		2:06.762
401	0.589	2:07.351
143	4.137	2:10.899
1	4.292	2:11.054
40	5.081	2:11.843
54	5.117	2:11.879
69	6.353	2:13.115
78	8.322	2:15.084
117	9.870	2:16.632
5	10.074	2:16.836
52	10.209	2:16.971
16	10.730	2:17.492
41	11.154	2:17.916
228	13.809	2:20.571
254	18.109	2:24.871
258	18.440	2:25.202
24	19.343	2:26.105
55	19.529	2:26.291
20	20.532	2:27.294
373	25.963	2:32.725
21	26.268	2:33.030
17	27.053	2:33.815
18	41.709	2:48.471

LAP 2 @ 09:31:52.481

NO	BEHIND	LAP TIME
11		2:00.480
401	0.135	2:00.026
143	5.977	2:02.320
1	8.047	2:04.235
40	8.778	2:04.177
54	8.818	2:04.181
69	9.769	2:03.896
78	16.986	2:09.144
117	18.680	2:09.290
5	18.909	2:09.315
16	19.225	2:08.975
52	19.537	2:09.808
41	19.897	2:09.223
228	29.425	2:16.096
258	30.693	2:12.733
55	33.395	2:14.346
254	35.999	2:18.370
24	38.928	2:20.065
20	39.388	2:19.336
373	46.879	2:21.396
17	47.759	2:21.186
21	52.983	2:27.195
18	1:24.090	2:42.861

LAP 3 @ 09:33:52.505

NO	BEHIND	LAP TIME
11		2:00.024
401	2.325	2:02.214
143	9.731	2:03.778
1	11.535	2:03.512
40	11.927	2:03.173
54	12.380	2:03.586
69	13.007	2:03.262
78	25.670	2:08.708
16	26.017	2:06.816

117	28.187	2:09.531	21	2:24.292	2:33.942
52	28.392	2:08.879			
5	28.396	2:09.511			
41	28.654	2:08.781			
258	41.572	2:10.903			
228	45.767	2:16.366			
55	47.531	2:14.160			
254	54.450	2:18.475			
24	57.806	2:18.902			
20	57.904	2:18.540			
373	1:06.763	2:19.908			
17	1:08.271	2:20.536			
21	1:22.183	2:29.224			

LAP 4 @ 09:35:52.135

NO	BEHIND	LAP TIME
11		1:59.630
18	1 Lap	2:40.320
401	5.286	2:02.591
143	12.856	2:02.755
1	15.022	2:03.117
40	15.344	2:03.047
54	16.715	2:03.965
69	16.978	2:03.601
16	33.796	2:07.409
78	34.737	2:08.697
52	35.371	2:06.609
5	37.976	2:09.210
41	38.309	2:09.285
117	39.400	2:10.843
258	53.338	2:11.396
55	1:00.615	2:12.714
228	1:01.751	2:15.614
254	1:13.666	2:18.846
20	1:15.407	2:17.133
24	1:17.440	2:19.264
373	1:25.048	2:17.915
17	1:27.687	2:19.046
21	1:50.237	2:27.684

LAP 5 @ 09:37:52.022

NO	BEHIND	LAP TIME
11		1:59.887
401	9.234	2:03.835
143	15.880	2:02.911
1	18.898	2:03.763
40	19.269	2:03.812
54	22.251	2:05.423
69	22.413	2:05.322
18	1 Lap	2:35.417
16	41.593	2:07.684
78	42.053	2:07.203
52	42.699	2:07.215
5	45.072	2:06.983
41	45.630	2:07.208
117	50.469	2:10.956
258	1:03.831	2:10.380
55	1:13.992	2:13.264
228	1:18.112	2:16.248
254	1:31.797	2:18.018
20	1:31.935	2:16.415
24	1:37.206	2:19.653
373	1:42.370	2:17.209
17	1:45.298	2:17.498

Weather / Track : Bright / Dry

Results can be found at www.tsl-timing.com

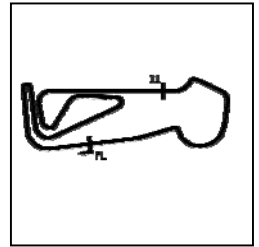
Snetterton 300
Circuit Length = 2.9689 miles
Start: 09:27 Flag 09:37 End: 09:40

Printed - 09:42 Sunday, 09 June 2019

BMCRC - MRO Championships 2019 - Rnd 5 @ Snetterton

BMCRC Thunderbike Extreme & Ultra

RACE 18 - SECTOR ANALYSIS



SECTOR 1 = FL to I1, SECTOR 2 = I1 to FL, DIFF = Difference To Personal Best Lap, P = Crossed Finish Line in Pit Lane, D = Time Disallowed

P1 11 UL		Josh HARVEY		Yamaha - NR Racing		
IDEAL LAP TIME : 1:59.299		BEST LAP TIME : 1:59.630		DIFFERENCE : 0.331		
LAP	SECTOR 1	SECTOR 2	LAP TIME	MPH	DIFF	TIME OF DAY
1 -		40.038	2:06.762	84.31	7.132	09:29:52.001
2 -	1:20.072	40.408	2:00.480	88.71	0.850	09:31:52.481
3 -	1:20.020	40.004	2:00.024 (3)	89.04	0.394	09:33:52.505
4 -	1:19.295	40.335	1:59.630 (1)	89.34		09:35:52.135
5 -	1:19.516	40.371	1:59.887 (2)	89.15	0.257	09:37:52.022

P2 401 UL		Aiden PATMORE		Yamaha - TBR Performance/NW Roofing		
IDEAL LAP TIME : 2:00.026		BEST LAP TIME : 2:00.026		DIFFERENCE : 0.000		
LAP	SECTOR 1	SECTOR 2	LAP TIME	MPH	DIFF	TIME OF DAY
1 -		40.609	2:07.351	83.92	7.325	09:29:52.590
2 -	1:20.080	39.946	2:00.026 (1)	89.04		09:31:52.616
3 -	1:21.558	40.656	2:02.214 (2)	87.45	2.188	09:33:54.830
4 -	1:21.064	41.527	2:02.591 (3)	87.18	2.565	09:35:57.421
5 -	1:21.620	42.215	2:03.835	86.30	3.809	09:38:01.256

P3 143 UL		Steve PALMER		Yamaha - 4C8/Mk1 Transit racing		
IDEAL LAP TIME : 2:01.711		BEST LAP TIME : 2:02.320		DIFFERENCE : 0.609		
LAP	SECTOR 1	SECTOR 2	LAP TIME	MPH	DIFF	TIME OF DAY
1 -		41.776	2:10.899	81.65	8.579	09:29:56.138
2 -	1:20.751	41.569	2:02.320 (1)	87.37		09:31:58.458
3 -	1:22.585	41.193	2:03.778	86.34	1.458	09:34:02.236
4 -	1:21.795	40.960	2:02.755 (2)	87.06	0.435	09:36:04.991
5 -	1:21.362	41.549	2:02.911 (3)	86.95	0.591	09:38:07.902

P4 1 UL		Barry CHAMBERLAIN		Suzuki - Airsys.co.uk		
IDEAL LAP TIME : 2:03.117		BEST LAP TIME : 2:03.117		DIFFERENCE : 0.000		
LAP	SECTOR 1	SECTOR 2	LAP TIME	MPH	DIFF	TIME OF DAY
1 -		41.693	2:11.054	81.55	7.937	09:29:56.293
2 -	1:22.845	41.390	2:04.235	86.03	1.118	09:32:00.528
3 -	1:21.997	41.515	2:03.512 (2)	86.53	0.395	09:34:04.040
4 -	1:21.803	41.314	2:03.117 (1)	86.81		09:36:07.157
5 -	1:21.881	41.882	2:03.763 (3)	86.35	0.646	09:38:10.920

P5 40 EX		David SHELVEY		Suzuki - ymark.com		
IDEAL LAP TIME : 2:02.987		BEST LAP TIME : 2:03.047		DIFFERENCE : 0.060		
LAP	SECTOR 1	SECTOR 2	LAP TIME	MPH	DIFF	TIME OF DAY
1 -		42.027	2:11.843	81.06	8.796	09:29:57.082
2 -	1:22.755	41.422	2:04.177	86.07	1.130	09:32:01.259
3 -	1:21.833	41.340	2:03.173 (2)	86.77	0.126	09:34:04.432
4 -	1:21.647	41.400	2:03.047 (1)	86.86		09:36:07.479
5 -	1:22.110	41.702	2:03.812 (3)	86.32	0.765	09:38:11.291

P6 54 EX		Andrew SAUNDERS		Suzuki - SDC PERFORMANCE		
IDEAL LAP TIME : 2:03.123		BEST LAP TIME : 2:03.586		DIFFERENCE : 0.463		
LAP	SECTOR 1	SECTOR 2	LAP TIME	MPH	DIFF	TIME OF DAY
1 -		41.980	2:11.879	81.04	8.293	09:29:57.118
2 -	1:22.898	41.283	2:04.181 (3)	86.06	0.595	09:32:01.299
3 -	1:21.840	41.746	2:03.586 (1)	86.48		09:34:04.885
4 -	1:22.237	41.728	2:03.965 (2)	86.21	0.379	09:36:08.850
5 -	1:23.461	41.962	2:05.423	85.21	1.837	09:38:14.273

P7 69 EX		Tony RUSSO		Suzuki - Titan Elevators		
IDEAL LAP TIME : 2:03.227		BEST LAP TIME : 2:03.262		DIFFERENCE : 0.035		
LAP	SECTOR 1	SECTOR 2	LAP TIME	MPH	DIFF	TIME OF DAY

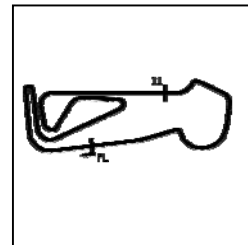
Weather / Track : Bright / Dry

Snetterton 300
Circuit Length = 2.9689 miles
Start: 09:27 Flag 09:37 End: 09:40

BMCRC - MRO Championships 2019 - Rnd 5 @ Snetterton

BMCRC Thunderbike Extreme & Ultra

RACE 18 - SECTOR ANALYSIS



SECTOR 1 = FL to I1, SECTOR 2 = I1 to FL, DIFF = Difference To Personal Best Lap, P = Crossed Finish Line in Pit Lane, D = Time Disallowed

1 -		41.418	2:13.115	80.29	9.853	09:29:58.354
2 -	1:22.820	41.076	2:03.896 (3)	86.26	0.634	09:32:02.250
3 -	1:22.151	41.111	2:03.262 (1)	86.71		09:34:05.512
4 -	1:22.289	41.312	2:03.601 (2)	86.47	0.339	09:36:09.113
5 -	1:24.111	41.211	2:05.322	85.28	2.060	09:38:14.435

P8	16 UL	Matthew WREN	Suzuki - TBR performance			
IDEAL LAP TIME : 2:06.660		BEST LAP TIME : 2:06.816	DIFFERENCE : 0.156			
LAP	SECTOR 1	SECTOR 2	LAP TIME	MPH	DIFF	TIME OF DAY

1 -		42.380	2:17.492	77.73	10.676	09:30:02.731
2 -	1:25.175	43.800	2:08.975	82.86	2.159	09:32:11.706
3 -	1:24.775	42.041	2:06.816 (1)	84.28		09:34:18.522
4 -	1:25.187	42.222	2:07.409 (2)	83.88	0.593	09:36:25.931
5 -	1:24.619	43.065	2:07.684 (3)	83.70	0.868	09:38:33.615

P9	78 UL	Jamie THOMAS	Suzuki - Team RubyRacing			
IDEAL LAP TIME : 2:06.642		BEST LAP TIME : 2:07.203	DIFFERENCE : 0.561			
LAP	SECTOR 1	SECTOR 2	LAP TIME	MPH	DIFF	TIME OF DAY

1 -		42.728	2:15.084	79.12	7.881	09:30:00.323
2 -	1:25.989	43.155	2:09.144	82.76	1.941	09:32:09.467
3 -	1:25.527	43.181	2:08.708 (3)	83.04	1.505	09:34:18.175
4 -	1:25.813	42.884	2:08.697 (2)	83.04	1.494	09:36:26.872
5 -	1:23.914	43.289	2:07.203 (1)	84.02		09:38:34.075

P10	52 EX	Barry MANTELL	Honda - Swedish car connection			
IDEAL LAP TIME : 2:06.609		BEST LAP TIME : 2:06.609	DIFFERENCE : 0.000			
LAP	SECTOR 1	SECTOR 2	LAP TIME	MPH	DIFF	TIME OF DAY

1 -		43.112	2:16.971	78.03	10.362	09:30:02.210
2 -	1:26.251	43.557	2:09.808	82.33	3.199	09:32:12.018
3 -	1:25.646	43.233	2:08.879 (3)	82.93	2.270	09:34:20.897
4 -	1:24.428	42.181	2:06.609 (1)	84.41		09:36:27.506
5 -	1:24.911	42.304	2:07.215 (2)	84.01	0.606	09:38:34.721

P11	5 UL	Stacey KILLWORTH	Ducati - BK/Evers			
IDEAL LAP TIME : 2:06.983		BEST LAP TIME : 2:06.983	DIFFERENCE : 0.000			
LAP	SECTOR 1	SECTOR 2	LAP TIME	MPH	DIFF	TIME OF DAY

1 -		43.754	2:16.836	78.10	9.853	09:30:02.075
2 -	1:25.622	43.693	2:09.315 (3)	82.65	2.332	09:32:11.390
3 -	1:25.411	44.100	2:09.511	82.52	2.528	09:34:20.901
4 -	1:26.281	42.929	2:09.210 (2)	82.71	2.227	09:36:30.111
5 -	1:24.379	42.604	2:06.983 (1)	84.16		09:38:37.094

P12	41 EX	Dave ABRAHAM	Aprillia - Cambridge M/C's			
IDEAL LAP TIME : 2:06.527		BEST LAP TIME : 2:07.208	DIFFERENCE : 0.681			
LAP	SECTOR 1	SECTOR 2	LAP TIME	MPH	DIFF	TIME OF DAY

1 -		42.138	2:17.916	77.49	10.708	09:30:03.155
2 -	1:26.264	42.959	2:09.223 (3)	82.71	2.015	09:32:12.378
3 -	1:25.605	43.176	2:08.781 (2)	82.99	1.573	09:34:21.159
4 -	1:26.505	42.780	2:09.285	82.67	2.077	09:36:30.444
5 -	1:24.389	42.819	2:07.208 (1)	84.02		09:38:37.652

P13	117 EX	Ray STAGG	Suzuki -			
IDEAL LAP TIME : 2:09.146		BEST LAP TIME : 2:09.290	DIFFERENCE : 0.144			
LAP	SECTOR 1	SECTOR 2	LAP TIME	MPH	DIFF	TIME OF DAY

1 -		44.239	2:16.632	78.22	7.342	09:30:01.871
2 -	1:25.476	43.814	2:09.290 (1)	82.66		09:32:11.161
3 -	1:25.332	44.199	2:09.531 (2)	82.51	0.241	09:34:20.692
4 -	1:26.705	44.138	2:10.843 (3)	81.68	1.553	09:36:31.535

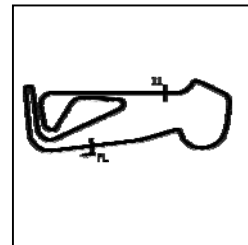
Weather / Track : Bright / Dry

Snetterton 300
Circuit Length = 2.9689 miles
Start: 09:27 Flag 09:37 End: 09:40

BMCRC - MRO Championships 2019 - Rnd 5 @ Snetterton

BMCRC Thunderbike Extreme & Ultra

RACE 18 - SECTOR ANALYSIS



SECTOR 1 = FL to I1, SECTOR 2 = I1 to FL, DIFF = Difference To Personal Best Lap, P = Crossed Finish Line in Pit Lane, D = Time Disallowed

5 - 1:26.310 44.646 2:10.956 81.61 1.666 09:38:42.491

P14 258 UL		Ade FRIEND		Kawasaki - Flying colours Motorcycle Training			
IDEAL LAP TIME : 2:10.380		BEST LAP TIME : 2:10.380		DIFFERENCE : 0.000			
LAP	SECTOR 1	SECTOR 2	LAP TIME	MPH	DIFF	TIME OF DAY	
1 -		45.753	2:25.202	73.60	14.822	09:30:10.441	
2 -	1:29.048	43.685	2:12.733	80.52	2.353	09:32:23.174	
3 -	1:27.543	43.360	2:10.903 (2)	81.64	0.523	09:34:34.077	
4 -	1:27.998	43.398	2:11.396 (3)	81.34	1.016	09:36:45.473	
5 -	1:27.034	43.346	2:10.380 (1)	81.97		09:38:55.853	

P15 55 EX		Nick HODGINS		Suzuki - Sam Saunders Racing			
IDEAL LAP TIME : 2:12.714		BEST LAP TIME : 2:12.714		DIFFERENCE : 0.000			
LAP	SECTOR 1	SECTOR 2	LAP TIME	MPH	DIFF	TIME OF DAY	
1 -		46.060	2:26.291	73.06	13.577	09:30:11.530	
2 -	1:29.384	44.962	2:14.346	79.55	1.632	09:32:25.876	
3 -	1:29.146	45.014	2:14.160 (3)	79.66	1.446	09:34:40.036	
4 -	1:28.056	44.658	2:12.714 (1)	80.53		09:36:52.750	
5 -	1:28.574	44.690	2:13.264 (2)	80.20	0.550	09:39:06.014	

P16 228 EX		Clive EMERSON		Honda -			
IDEAL LAP TIME : 2:14.867		BEST LAP TIME : 2:15.614		DIFFERENCE : 0.747			
LAP	SECTOR 1	SECTOR 2	LAP TIME	MPH	DIFF	TIME OF DAY	
1 -		44.690	2:20.571	76.03	4.957	09:30:05.810	
2 -	1:30.440	45.656	2:16.096 (2)	78.53	0.482	09:32:21.906	
3 -	1:30.581	45.785	2:16.366	78.37	0.752	09:34:38.272	
4 -	1:30.177	45.437	2:15.614 (1)	78.81		09:36:53.886	
5 -	1:30.956	45.292	2:16.248 (3)	78.44	0.634	09:39:10.134	

P17 254 EX		Rick WINDAS		Ducati - Army Medical Services			
IDEAL LAP TIME : 2:17.216		BEST LAP TIME : 2:18.018		DIFFERENCE : 0.802			
LAP	SECTOR 1	SECTOR 2	LAP TIME	MPH	DIFF	TIME OF DAY	
1 -		46.098	2:24.871	73.77	6.853	09:30:10.110	
2 -	1:32.931	45.439	2:18.370 (2)	77.24	0.352	09:32:28.480	
3 -	1:31.777	46.698	2:18.475 (3)	77.18	0.457	09:34:46.955	
4 -	1:32.768	46.078	2:18.846	76.97	0.828	09:37:05.801	
5 -	1:32.501	45.517	2:18.018 (1)	77.43		09:39:23.819	

P18 20 EX		Marc CRESSWELL		Honda - Fishbowl Racing			
IDEAL LAP TIME : 2:16.410		BEST LAP TIME : 2:16.415		DIFFERENCE : 0.005			
LAP	SECTOR 1	SECTOR 2	LAP TIME	MPH	DIFF	TIME OF DAY	
1 -		46.838	2:27.294	72.56	10.879	09:30:12.533	
2 -	1:31.992	47.344	2:19.336	76.70	2.921	09:32:31.869	
3 -	1:32.301	46.239	2:18.540 (3)	77.14	2.125	09:34:50.409	
4 -	1:31.201	45.932	2:17.133 (2)	77.93	0.718	09:37:07.542	
5 -	1:30.478	45.937	2:16.415 (1)	78.34		09:39:23.957	

P19 24 EX		Mark REYNOLDS		Aprilia -			
IDEAL LAP TIME : 2:17.749		BEST LAP TIME : 2:18.902		DIFFERENCE : 1.153			
LAP	SECTOR 1	SECTOR 2	LAP TIME	MPH	DIFF	TIME OF DAY	
1 -		47.012	2:26.105	73.15	7.203	09:30:11.344	
2 -	1:32.879	47.186	2:20.065	76.30	1.163	09:32:31.409	
3 -	1:32.454	46.448	2:18.902 (1)	76.94		09:34:50.311	
4 -	1:32.532	46.732	2:19.264 (2)	76.74	0.362	09:37:09.575	
5 -	1:31.301	48.352	2:19.653 (3)	76.53	0.751	09:39:29.228	

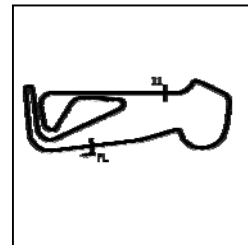
Weather / Track : Bright / Dry

Snetterton 300
Circuit Length = 2.9689 miles
Start: 09:27 Flag 09:37 End: 09:40

BMCRC - MRO Championships 2019 - Rnd 5 @ Snetterton

BMCRC Thunderbike Extreme & Ultra

RACE 18 - SECTOR ANALYSIS



SECTOR 1 = FL to I1, SECTOR 2 = I1 to FL, DIFF = Difference To Personal Best Lap, P = Crossed Finish Line in Pit Lane, D = Time Disallowed

P20 373 EX		Robert PRICE (R)		Suzuki -		
IDEAL LAP TIME : 2:17.209		BEST LAP TIME : 2:17.209		DIFFERENCE : 0.000		
LAP	SECTOR 1	SECTOR 2	LAP TIME	MPH	DIFF	TIME OF DAY
1 -		47.715	2:32.725	69.98	15.516	09:30:17.964
2 -	1:34.188	47.208	2:21.396	75.58	4.187	09:32:39.360
3 -	1:32.904	47.004	2:19.908 (3)	76.39	2.699	09:34:59.268
4 -	1:31.340	46.575	2:17.915 (2)	77.49	0.706	09:37:17.183
5 -	1:30.649	46.560	2:17.209 (1)	77.89		09:39:34.392

P21 17 UL		Jordan KILLWORTH		Kawasaki -		
IDEAL LAP TIME : 2:17.001		BEST LAP TIME : 2:17.498		DIFFERENCE : 0.497		
LAP	SECTOR 1	SECTOR 2	LAP TIME	MPH	DIFF	TIME OF DAY
1 -		48.539	2:33.815	69.48	16.317	09:30:19.054
2 -	1:34.882	46.304	2:21.186	75.70	3.688	09:32:40.240
3 -	1:33.877	46.659	2:20.536 (3)	76.05	3.038	09:35:00.776
4 -	1:33.124	45.922	2:19.046 (2)	76.86	1.548	09:37:19.822
5 -	1:31.079	46.419	2:17.498 (1)	77.73		09:39:37.320

P22 21 UL		Danny BRENNAN		Yamaha - Greenplantuk		
IDEAL LAP TIME : 2:26.972		BEST LAP TIME : 2:27.195		DIFFERENCE : 0.223		
LAP	SECTOR 1	SECTOR 2	LAP TIME	MPH	DIFF	TIME OF DAY
1 -		49.027	2:33.030	69.84	5.835	09:30:18.269
2 -	1:37.945	49.250	2:27.195 (1)	72.61		09:32:45.464
3 -	1:38.978	50.246	2:29.224 (3)	71.62	2.029	09:35:14.688
4 -	1:38.434	49.250	2:27.684 (2)	72.37	0.489	09:37:42.372
5 -	1:41.879	52.063	2:33.942	69.42	6.747	09:40:16.314

P23 18 EX		Stuart ALBON		Honda -		
IDEAL LAP TIME : 2:35.417		BEST LAP TIME : 2:35.417		DIFFERENCE : 0.000		
LAP	SECTOR 1	SECTOR 2	LAP TIME	MPH	DIFF	TIME OF DAY
1 -		54.244	2:48.471	63.44	13.054	09:30:33.710
2 -	1:49.017	53.844	2:42.861 (3)	65.62	7.444	09:33:16.571
3 -	1:46.351	53.969	2:40.320 (2)	66.66	4.903	09:35:56.891
4 -	1:43.055	52.362	2:35.417 (1)	68.77		09:38:32.308

BMCRC - MRO Championships 2019 - Rnd 5 @ Snetterton

BMCRC Thunderbike Extreme & Ultra

RACE 18 - BEST SECTORS

SECTOR 1			SECTOR 2			IDEAL / BEST COMPARISON						
POS	NO	NAME	TIME	NO	NAME	TIME	POS	NO	NAME	IDEAL	BEST	DIFF
									PERFECT LAP	1:59.241		
1	11	HARVEY	1:19.295	401	PATMORE	39.946	1	11	HARVEY	1:59.299	1:59.630	0.331
2	401	PATMORE	1:20.080	11	HARVEY	40.004	2	401	PATMORE	2:00.026	2:00.026	0.000
3	143	PALMER	1:20.751	143	PALMER	40.960	3	143	PALMER	2:01.711	2:02.320	0.609
4	40	SHELVEY	1:21.647	69	RUSSO	41.076	4	40	SHELVEY	2:02.987	2:03.047	0.060
5	1	CHAMBERLAIN	1:21.803	54	SAUNDERS	41.283	5	1	CHAMBERLAIN	2:03.117	2:03.117	0.000
6	54	SAUNDERS	1:21.840	1	CHAMBERLAIN	41.314	6	54	SAUNDERS	2:03.123	2:03.586	0.463
7	69	RUSSO	1:22.151	40	SHELVEY	41.340	7	69	RUSSO	2:03.227	2:03.262	0.035
8	78	THOMAS	1:23.914	16	WREN	42.041	8	41	ABRAHAM	2:06.527	2:07.208	0.681
9	5	KILLWORTH	1:24.379	41	ABRAHAM	42.138	9	52	MANTELL	2:06.609	2:06.609	0.000
10	41	ABRAHAM	1:24.389	52	MANTELL	42.181	10	78	THOMAS	2:06.642	2:07.203	0.561
11	52	MANTELL	1:24.428	5	KILLWORTH	42.604	11	16	WREN	2:06.660	2:06.816	0.156
12	16	WREN	1:24.619	78	THOMAS	42.728	12	5	KILLWORTH	2:06.983	2:06.983	0.000
13	117	STAGG	1:25.332	258	FRIEND	43.346	13	117	STAGG	2:09.146	2:09.290	0.144
14	258	FRIEND	1:27.034	117	STAGG	43.814	14	258	FRIEND	2:10.380	2:10.380	0.000
15	55	HODGINS	1:28.056	55	HODGINS	44.658	15	55	HODGINS	2:12.714	2:12.714	0.000
16	228	EMERSON	1:30.177	228	EMERSON	44.690	16	228	EMERSON	2:14.867	2:15.614	0.747
17	20	CRESSWELL	1:30.478	254	WINDAS	45.439	17	20	CRESSWELL	2:16.410	2:16.415	0.005
18	373	PRICE (R)	1:30.649	17	KILLWORTH	45.922	18	17	KILLWORTH	2:17.001	2:17.498	0.497
19	17	KILLWORTH	1:31.079	20	CRESSWELL	45.932	19	373	PRICE (R)	2:17.209	2:17.209	0.000
20	24	REYNOLDS	1:31.301	24	REYNOLDS	46.448	20	254	WINDAS	2:17.216	2:18.018	0.802
21	254	WINDAS	1:31.777	373	PRICE (R)	46.560	21	24	REYNOLDS	2:17.749	2:18.902	1.153
22	21	BRENNAN	1:37.945	21	BRENNAN	49.027	22	21	BRENNAN	2:26.972	2:27.195	0.223
23	18	ALBON	1:43.055	18	ALBON	52.362	23	18	ALBON	2:35.417	2:35.417	0.000

Weather / Track : Bright / Dry

Results can be found at www.tsl-timing.com

Snetterton 300

Circuit Length = 2.9689 miles

Start: 09:27 Flag 09:37 End: 09:40

Printed - 09:42 Sunday, 09 June 2019

BMCRC - MRO Championships 2019 - Rnd 5 @ Snetterton

BMCRC Thunderbike Extreme & Ultra

RACE 10 - GRID (7 Laps)

ROW 9	1		26	76	Jason BYARD	25	14	Chris BURRAGE				
ROW 8	24	31	Pete SANDERSON	23	401	Aiden PATMORE	22	18	Stuart ALBON	2:35.417		
ROW 7	21	21	Danny BRENNAN	2:27.195	20	24	Mark REYNOLDS	2:18.902	19	254	Rick WINDAS	2:18.018
ROW 6	18	17	Jordan KILLWORTH	2:17.498	17	373	Robert PRICE (R)	2:17.209	16	20	Marc CRESSWELL	2:16.415
ROW 5	15	228	Clive EMERSON	2:15.614	14	55	Nick HODGINS	2:12.714	13	258	Ande FRIEND	2:10.380
ROW 4	12	117	Ray STAGG	2:09.290	11	41	Dave ABRAHAM	2:07.208	10	78	Jamie THOMAS	2:07.203
ROW 3	9	5	Stacey KILLWORTH	2:06.983	8	16	Matthew WREN	2:06.816	7	52	Barry MANTELL	2:06.609
ROW 2	6	54	Andrew SAUNDERS	2:03.586	5	69	Tony RUSSO	2:03.262	4	1	Barry CHAMBERLAIN	2:03.117
ROW 1	3	40	David SHELVEY	2:03.047	2	143	Steve PALMER	2:02.320	1	11	Josh HARVEY	1:59.630
												Pole

Snetterton 300
Circuit Length = 2.9689 miles

These results are provisional until the conclusion of any judicial and technical matters.

Clerk Of Course :		Timekeeper :
-------------------	--	--------------

Results can be found at www.tsl-timing.com

Printed - 09:46 Sunday, 09 June 2019



BMCRC - MRO Championships 2019 - Rnd 5 @ Snetterton

BMCRC Thunderbike Extreme & Ultra

RACE 10 - CLASSIFICATION

POS	NO	CL	PIC NAME	ENTRY	LAPS	TIME	GAP	DIFF	MPH	BEST	ON
1	143	UL	1 Steve PALMER	Yamaha - 4C8/Mk1 Transit racing	7	13:58.739			89.20	1:57.751	7
2	11	UL	2 Josh HARVEY	Yamaha - NR Racing	7	13:59.115	0.376	0.376	89.16	1:58.484	4
3	1	UL	3 Barry CHAMBERLAIN	Suzuki - Airsys.co.uk	7	14:28.194	29.455	29.079	86.17	2:02.501	2
4	40	EX	1 David SHELVEY	Suzuki - ymark.com	7	14:30.771	32.032	2.577	85.91	2:02.621	7
5	54	EX	2 Andrew SAUNDERS	Suzuki - SDC PERFORMANCE	7	14:31.895	33.156	1.124	85.80	2:02.691	7
6	69	EX	3 Tony RUSSO	Suzuki - Titan Elevators	7	14:35.335	36.596	3.440	85.47	2:03.484	6
7	16	UL	4 Matthew WREN	Suzuki - TBR performance	7	14:43.669	44.930	8.334	84.66	2:03.847	6
8	52	EX	4 Barry MANTELL	Honda - Swedish car connection	7	14:55.236	56.497	11.567	83.57	2:06.147	5
9	78	UL	5 Jamie THOMAS	Suzuki - Team RubyRacing	7	14:56.192	57.453	0.956	83.48	2:06.134	6
10	5	UL	6 Stacey KILLWORTH	Ducati - BK/Everns	7	14:57.063	58.324	0.871	83.40	2:06.497	6
11	41	EX	5 Dave ABRAHAM	Aprillia - Cambridge M/C's	7	15:00.718	1:01.979	3.655	83.06	2:07.098	6
12	258	UL	7 Ande FRIEND	Kawasaki - Flying colours Motorcycle Training	7	15:05.799	1:07.060	5.081	82.59	2:07.559	4
13	228	EX	6 Clive EMERSON	Honda -	7	16:01.171	2:02.432	55.372	77.83	2:15.268	2
14	55	EX	7 Nick HODGINS	Suzuki - Sam Saunders Racing	7	16:01.372	2:02.633	0.201	77.82	2:11.613	6
15	254	EX	8 Rick WINDAS	Ducati - Army Medical Services	7	16:04.766	2:06.027	3.394	77.54	2:12.986	6
16	20	EX	9 Marc CRESSWELL	Honda - Fishbowl Racing	7	16:05.062	2:06.323	0.296	77.52	2:13.828	6
17	21	UL	8 Danny BRENNAN	Yamaha - Greenplantuk	6	14:22.643	1 Lap	1 Lap	74.33	2:20.005	5
18	373	EX	10 Robert PRICE (R)	Suzuki -	6	14:25.167	1 Lap	2.524	74.12	2:19.845	6
19	24	EX	11 Mark REYNOLDS	Aprilia -	6	14:26.220	1 Lap	1.053	74.03	2:20.097	6
20	18	EX	12 Stuart ALBON	Honda -	6	16:09.789	1 Lap	1:43.569	66.12	2:36.386	6

NOT CLASSIFIED

DNF	17	UL	Jordan KILLWORTH	Kawasaki -	2	4:45.739	5 Laps	4 Laps	74.80	2:18.745	2
-----	----	----	------------------	------------	---	----------	--------	--------	-------	----------	---

FASTEST LAP

143	UL	Steve PALMER	Yamaha - 4C8/Mk1 Transit racing	7	1:57.751	90.76 mph	146.07 kph
40	EX	David SHELVEY	Suzuki - ymark.com	7	2:02.621	87.16 mph	140.27 kph

Class UL - 92.5% of Race Speed = 82.51 mph

Class EX - 92.5% of Race Speed = 79.46 mph

Snetterton 300

Circuit Length = 2.9689 miles

Start: 13:55 Flag 14:09 End: 14:11

Weather / Track : Bright / Dry

These results are provisional until the conclusion of any judicial and technical matters.

Clerk Of Course :	Timekeeper :
-------------------	--------------

Results can be found at www.tsl-timing.com

Printed - 14:11 Sunday, 09 June 2019



BMCRC - MRO Championships 2019 - Rnd 5 @ Snetterton

BMCRC Thunderbike Extreme & Ultra

RACE 10 - LAP CHART

LAP 1 @ 13:57:08.069

NO	BEHIND	LAP TIME
11		2:05.865
143	0.880	2:06.745
1	3.308	2:09.173
54	4.368	2:10.233
40	5.392	2:11.257
69	5.680	2:11.545
16	7.606	2:13.471
78	7.955	2:13.820
52	8.997	2:14.862
41	9.695	2:15.560
5	9.737	2:15.602
258	11.085	2:16.950
228	15.259	2:21.124
17	21.129	2:26.994
21	22.643	2:28.508
20	22.666	2:28.531
373	22.792	2:28.657
55	23.384	2:29.249
254	23.759	2:29.624
24	24.351	2:30.216
18	43.724	2:49.589

LAP 2 @ 13:59:06.747

NO	BEHIND	LAP TIME
11		1:58.678
143	0.766	1:58.564
1	7.131	2:02.501
54	9.222	2:03.532
40	10.328	2:03.614
69	10.703	2:03.701
16	15.311	2:06.383
78	16.707	2:07.430
52	17.352	2:07.033
5	17.637	2:06.578
41	18.295	2:07.278
258	20.546	2:08.139
228	31.849	2:15.268
17	41.196	2:18.745
20	44.935	2:20.947
254	46.317	2:21.236
55	48.547	2:23.841
21	49.439	2:25.474
373	53.546	2:29.432
24	54.137	2:28.464
18	1:27.392	2:42.346

LAP 3 @ 14:01:05.988

NO	BEHIND	LAP TIME
11		1:59.241
143	1.131	1:59.606
1	10.739	2:02.849
54	14.751	2:04.770
40	15.040	2:03.953
69	15.501	2:04.039
16	21.572	2:05.502
52	25.883	2:07.772
78	25.943	2:08.477
5	26.550	2:08.154
41	27.153	2:08.099
258	29.699	2:08.394
228	48.409	2:15.801

20	1:03.285	2:17.591
254	1:04.650	2:17.574
55	1:05.034	2:15.728
21	1:13.771	2:23.573
373	1:20.203	2:25.898
24	1:21.151	2:26.255

LAP 4 @ 14:03:04.472

NO	BEHIND	LAP TIME
11		1:58.484
143	1.584	1:58.937
18	1 Lap	2:43.594
1	15.832	2:03.577
40	19.995	2:03.439
54	20.015	2:03.748
69	20.985	2:03.968
16	28.362	2:05.274
52	33.927	2:06.528
78	34.295	2:06.836
5	35.055	2:06.989
41	35.832	2:07.163
258	38.774	2:07.559
228	1:06.640	2:16.715
20	1:19.994	2:15.193
55	1:21.171	2:14.621
254	1:21.888	2:15.722
21	1:39.456	2:24.169
373	1:42.598	2:20.879
24	1:43.686	2:21.019

LAP 5 @ 14:05:03.126

NO	BEHIND	LAP TIME
11		1:58.654
143	0.713	1:57.783
1	20.816	2:03.638
40	24.055	2:02.714
54	24.870	2:03.509
69	26.161	2:03.830
16	34.624	2:04.916
52	41.420	2:06.147
78	42.761	2:07.120
5	43.106	2:06.705
41	44.821	2:07.643
258	49.189	2:09.069
18	1 Lap	2:38.697
228	1:24.530	2:16.544
20	1:36.276	2:14.936
55	1:36.431	2:13.914
254	1:37.313	2:14.079

LAP 6 @ 14:07:02.779

NO	BEHIND	LAP TIME
11		1:59.653
143	0.413	1:59.353
21	1 Lap	2:20.005
373	1 Lap	2:20.456
24	1 Lap	2:20.169
1	24.388	2:03.225
40	27.575	2:03.173
54	28.629	2:03.412
69	29.992	2:03.484
16	38.818	2:03.847
52	48.369	2:06.602

78	49.242	2:06.134
5	49.950	2:06.497
41	52.266	2:07.098
258	57.143	2:07.607
18	1 Lap	2:39.177
228	1:42.505	2:17.628
55	1:48.391	2:11.613
20	1:50.451	2:13.828
254	1:50.646	2:12.986

LAP 7 @ 14:09:00.943

NO	BEHIND	LAP TIME
143		1:57.751
11	0.376	1:58.540
21	1 Lap	2:20.914
373	1 Lap	2:19.845
24	1 Lap	2:20.097
1	29.455	2:03.231
40	32.032	2:02.621
54	33.156	2:02.691
69	36.596	2:04.768
16	44.930	2:04.276
52	56.497	2:06.292
78	57.453	2:06.375
5	58.324	2:06.538
41	1:01.979	2:07.877
258	1:07.060	2:08.081
228	2:02.432	2:18.091
55	2:02.633	2:12.406
254	2:06.027	2:13.545
20	2:06.323	2:14.036
18	1 Lap	2:36.386

Weather / Track : Bright / Dry

Results can be found at www.tsl-timing.com

Snetterton 300

Circuit Length = 2.9689 miles

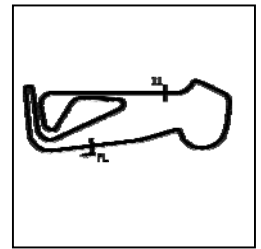
Start: 13:55 Flag 14:09 End: 14:11

Printed - 14:12 Sunday, 09 June 2019

BMCRC - MRO Championships 2019 - Rnd 5 @ Snetterton

BMCRC Thunderbike Extreme & Ultra

RACE 10 - SECTOR ANALYSIS



SECTOR 1 = FL to I1, SECTOR 2 = I1 to FL, DIFF = Difference To Personal Best Lap, P = Crossed Finish Line in Pit Lane, D = Time Disallowed

P1 143 UL		Steve PALMER		Yamaha - 4C8/Mk1 Transit racing		
IDEAL LAP TIME : 1:57.425		BEST LAP TIME : 1:57.751		DIFFERENCE : 0.326		
LAP	SECTOR 1	SECTOR 2	LAP TIME	MPH	DIFF	TIME OF DAY
1 -		39.831	2:06.745	84.32	8.994	13:57:08.949
2 -	1:18.730	39.834	1:58.564 (3)	90.14	0.813	13:59:07.513
3 -	1:19.488	40.118	1:59.606	89.36	1.855	14:01:07.119
4 -	1:18.610	40.327	1:58.937	89.86	1.186	14:03:06.056
5 -	1:18.170	39.613	1:57.783 (2)	90.74	0.032	14:05:03.839
6 -	1:18.365	40.988	1:59.353	89.55	1.602	14:07:03.192
7 -	1:18.496	39.255	1:57.751 (1)	90.76		14:09:00.943

P2 11 UL		Josh HARVEY		Yamaha - NR Racing		
IDEAL LAP TIME : 1:58.141		BEST LAP TIME : 1:58.484		DIFFERENCE : 0.343		
LAP	SECTOR 1	SECTOR 2	LAP TIME	MPH	DIFF	TIME OF DAY
1 -		40.012	2:05.865	84.91	7.381	13:57:08.069
2 -	1:18.810	39.868	1:58.678	90.05	0.194	13:59:06.747
3 -	1:19.191	40.050	1:59.241	89.63	0.757	14:01:05.988
4 -	1:18.646	39.838	1:58.484 (1)	90.20		14:03:04.472
5 -	1:18.942	39.712	1:58.654 (3)	90.07	0.170	14:05:03.126
6 -	1:18.887	40.766	1:59.653	89.32	1.169	14:07:02.779
7 -	1:19.045	39.495	1:58.540 (2)	90.16	0.056	14:09:01.319

P3 1 UL		Barry CHAMBERLAIN		Suzuki - Airsys.co.uk		
IDEAL LAP TIME : 2:02.501		BEST LAP TIME : 2:02.501		DIFFERENCE : 0.000		
LAP	SECTOR 1	SECTOR 2	LAP TIME	MPH	DIFF	TIME OF DAY
1 -		41.167	2:09.173	82.74	6.672	13:57:11.377
2 -	1:21.339	41.162	2:02.501 (1)	87.24		13:59:13.878
3 -	1:21.515	41.334	2:02.849 (2)	87.00	0.348	14:01:16.727
4 -	1:21.867	41.710	2:03.577	86.48	1.076	14:03:20.304
5 -	1:21.852	41.786	2:03.638	86.44	1.137	14:05:23.942
6 -	1:21.735	41.490	2:03.225 (3)	86.73	0.724	14:07:27.167
7 -	1:21.365	41.866	2:03.231	86.73	0.730	14:09:30.398

P4 40 EX		David SHELVEY		Suzuki - ymark.com		
IDEAL LAP TIME : 2:02.368		BEST LAP TIME : 2:02.621		DIFFERENCE : 0.253		
LAP	SECTOR 1	SECTOR 2	LAP TIME	MPH	DIFF	TIME OF DAY
1 -		41.804	2:11.257	81.42	8.636	13:57:13.461
2 -	1:22.344	41.270	2:03.614	86.46	0.993	13:59:17.075
3 -	1:22.466	41.487	2:03.953	86.22	1.332	14:01:21.028
4 -	1:22.369	41.070	2:03.439	86.58	0.818	14:03:24.467
5 -	1:21.868	40.846	2:02.714 (2)	87.09	0.093	14:05:27.181
6 -	1:22.113	41.060	2:03.173 (3)	86.77	0.552	14:07:30.354
7 -	1:21.522	41.099	2:02.621 (1)	87.16		14:09:32.975

P5 54 EX		Andrew SAUNDERS		Suzuki - SDC PERFORMANCE		
IDEAL LAP TIME : 2:02.691		BEST LAP TIME : 2:02.691		DIFFERENCE : 0.000		
LAP	SECTOR 1	SECTOR 2	LAP TIME	MPH	DIFF	TIME OF DAY
1 -		40.979	2:10.233	82.06	7.542	13:57:12.437
2 -	1:22.165	41.367	2:03.532	86.52	0.841	13:59:15.969
3 -	1:23.143	41.627	2:04.770	85.66	2.079	14:01:20.739
4 -	1:22.869	40.879	2:03.748	86.36	1.057	14:03:24.487
5 -	1:22.291	41.218	2:03.509 (3)	86.53	0.818	14:05:27.996
6 -	1:22.566	40.846	2:03.412 (2)	86.60	0.721	14:07:31.408
7 -	1:22.032	40.659	2:02.691 (1)	87.11		14:09:34.099

P6 69 EX		Tony RUSSO		Suzuki - Titan Elevators		
IDEAL LAP TIME : 2:03.212		BEST LAP TIME : 2:03.484		DIFFERENCE : 0.272		
LAP	SECTOR 1	SECTOR 2	LAP TIME	MPH	DIFF	TIME OF DAY

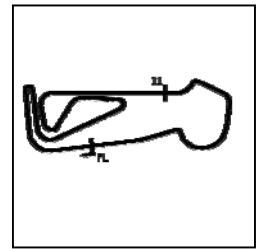
Weather / Track : Bright / Dry

Snetterton 300
Circuit Length = 2.9689 miles
Start: 13:55 Flag 14:09 End: 14:11

BMCRC - MRO Championships 2019 - Rnd 5 @ Snetterton

BMCRC Thunderbike Extreme & Ultra

RACE 10 - SECTOR ANALYSIS



SECTOR 1 = FL to I1, SECTOR 2 = I1 to FL, DIFF = Difference To Personal Best Lap, P = Crossed Finish Line in Pit Lane, D = Time Disallowed

1 -		41.458	2:11.545	81.25	8.061	13:57:13.749
2 -	1:22.461	41.240	2:03.701 (2)	86.40	0.217	13:59:17.450
3 -	1:22.423	41.616	2:04.039	86.16	0.555	14:01:21.489
4 -	1:22.872	41.096	2:03.968	86.21	0.484	14:03:25.457
5 -	1:22.431	41.399	2:03.830 (3)	86.31	0.346	14:05:29.287
6 -	1:22.116	41.368	2:03.484 (1)	86.55		14:07:32.771
7 -	1:22.764	42.004	2:04.768	85.66	1.284	14:09:37.539

P7	16 UL	Matthew WREN	Suzuki - TBR performance			
IDEAL LAP TIME : 2:03.652		BEST LAP TIME : 2:03.847	DIFFERENCE : 0.195			

LAP	SECTOR 1	SECTOR 2	LAP TIME	MPH	DIFF	TIME OF DAY
1 -		42.071	2:13.471	80.07	9.624	13:57:15.675
2 -	1:24.128	42.255	2:06.383	84.56	2.536	13:59:22.058
3 -	1:23.769	41.733	2:05.502	85.16	1.655	14:01:27.560
4 -	1:23.784	41.490	2:05.274	85.31	1.427	14:03:32.834
5 -	1:23.344	41.572	2:04.916 (3)	85.56	1.069	14:05:37.750
6 -	1:22.550	41.297	2:03.847 (1)	86.30		14:07:41.597
7 -	1:23.174	41.102	2:04.276 (2)	86.00	0.429	14:09:45.873

P8	52 EX	Barry MANTELL	Honda - Swedish car connection			
IDEAL LAP TIME : 2:06.000		BEST LAP TIME : 2:06.147	DIFFERENCE : 0.147			

LAP	SECTOR 1	SECTOR 2	LAP TIME	MPH	DIFF	TIME OF DAY
1 -		42.677	2:14.862	79.25	8.715	13:57:17.066
2 -	1:24.510	42.523	2:07.033	84.13	0.886	13:59:24.099
3 -	1:24.553	43.219	2:07.772	83.64	1.625	14:01:31.871
4 -	1:24.429	42.099	2:06.528 (3)	84.47	0.381	14:03:38.399
5 -	1:24.161	41.986	2:06.147 (1)	84.72		14:05:44.546
6 -	1:24.211	42.391	2:06.602	84.42	0.455	14:07:51.148
7 -	1:24.014	42.278	2:06.292 (2)	84.62	0.145	14:09:57.440

P9	78 UL	Jamie THOMAS	Suzuki - Team RubyRacing			
IDEAL LAP TIME : 2:05.645		BEST LAP TIME : 2:06.134	DIFFERENCE : 0.489			

LAP	SECTOR 1	SECTOR 2	LAP TIME	MPH	DIFF	TIME OF DAY
1 -		41.733	2:13.820	79.86	7.686	13:57:16.024
2 -	1:24.309	43.121	2:07.430	83.87	1.296	13:59:23.454
3 -	1:24.671	43.806	2:08.477	83.19	2.343	14:01:31.931
4 -	1:24.638	42.198	2:06.836 (3)	84.26	0.702	14:03:38.767
5 -	1:24.420	42.700	2:07.120	84.07	0.986	14:05:45.887
6 -	1:23.912	42.222	2:06.134 (1)	84.73		14:07:52.021
7 -	1:24.273	42.102	2:06.375 (2)	84.57	0.241	14:09:58.396

P10	5 UL	Stacey KILLWORTH	Ducati - BK/Everns			
IDEAL LAP TIME : 2:06.117		BEST LAP TIME : 2:06.497	DIFFERENCE : 0.380			

LAP	SECTOR 1	SECTOR 2	LAP TIME	MPH	DIFF	TIME OF DAY
1 -		42.900	2:15.602	78.81	9.105	13:57:17.806
2 -	1:24.143	42.435	2:06.578 (3)	84.43	0.081	13:59:24.384
3 -	1:24.229	43.925	2:08.154	83.40	1.657	14:01:32.538
4 -	1:24.569	42.420	2:06.989	84.16	0.492	14:03:39.527
5 -	1:24.185	42.520	2:06.705	84.35	0.208	14:05:46.232
6 -	1:24.115	42.382	2:06.497 (1)	84.49		14:07:52.729
7 -	1:23.735	42.803	2:06.538 (2)	84.46	0.041	14:09:59.267

P11	41 EX	Dave ABRAHAM	Aprillia - Cambridge M/C's			
IDEAL LAP TIME : 2:06.460		BEST LAP TIME : 2:07.098	DIFFERENCE : 0.638			

LAP	SECTOR 1	SECTOR 2	LAP TIME	MPH	DIFF	TIME OF DAY
1 -		43.092	2:15.560	78.84	8.462	13:57:17.764
2 -	1:24.793	42.485	2:07.278 (3)	83.97	0.180	13:59:25.042
3 -	1:24.540	43.559	2:08.099	83.43	1.001	14:01:33.141
4 -	1:24.550	42.613	2:07.163 (2)	84.05	0.065	14:03:40.304

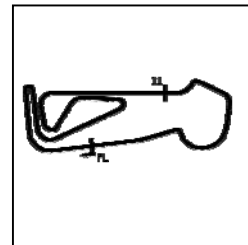
Weather / Track : Bright / Dry

Snetterton 300
Circuit Length = 2.9689 miles
Start: 13:55 Flag 14:09 End: 14:11

BMCRC - MRO Championships 2019 - Rnd 5 @ Snetterton

BMCRC Thunderbike Extreme & Ultra

RACE 10 - SECTOR ANALYSIS



SECTOR 1 = FL to I1, SECTOR 2 = I1 to FL, DIFF = Difference To Personal Best Lap, P = Crossed Finish Line in Pit Lane, D = Time Disallowed

5 -	1:24.198	43.445	2:07.643	83.73	0.545	14:05:47.947
6 -	1:24.836	42.262	2:07.098 (1)	84.09		14:07:55.045
7 -	1:24.712	43.165	2:07.877	83.58	0.779	14:10:02.922

P12 258 UL		Ande FRIEND		Kawasaki - Flying colours Motorcycle Training		
IDEAL LAP TIME : 2:07.476		BEST LAP TIME : 2:07.559		DIFFERENCE : 0.083		
LAP	SECTOR 1	SECTOR 2	LAP TIME	MPH	DIFF	TIME OF DAY
1 -		42.476	2:16.950	78.04	9.391	13:57:19.154
2 -	1:25.335	42.804	2:08.139	83.41	0.580	13:59:27.293
3 -	1:26.080	42.314	2:08.394	83.24	0.835	14:01:35.687
4 -	1:25.196	42.363	2:07.559 (1)	83.78		14:03:43.246
5 -	1:26.042	43.027	2:09.069	82.80	1.510	14:05:52.315
6 -	1:25.327	42.280	2:07.607 (2)	83.75	0.048	14:07:59.922
7 -	1:25.670	42.411	2:08.081 (3)	83.44	0.522	14:10:08.003

P13 228 EX		Clive EMERSON		Honda -		
IDEAL LAP TIME : 2:14.839		BEST LAP TIME : 2:15.268		DIFFERENCE : 0.429		
LAP	SECTOR 1	SECTOR 2	LAP TIME	MPH	DIFF	TIME OF DAY
1 -		45.081	2:21.124	75.73	5.856	13:57:23.328
2 -	1:29.830	45.438	2:15.268 (1)	79.01		13:59:38.596
3 -	1:29.758	46.043	2:15.801 (2)	78.70	0.533	14:01:54.397
4 -	1:30.857	45.858	2:16.715	78.17	1.447	14:04:11.112
5 -	1:31.029	45.515	2:16.544 (3)	78.27	1.276	14:06:27.656
6 -	1:31.313	46.315	2:17.628	77.65	2.360	14:08:45.284
7 -	1:31.901	46.190	2:18.091	77.39	2.823	14:11:03.375

P14 55 EX		Nick HODGINS		Suzuki - Sam Saunders Racing		
IDEAL LAP TIME : 2:11.590		BEST LAP TIME : 2:11.613		DIFFERENCE : 0.023		
LAP	SECTOR 1	SECTOR 2	LAP TIME	MPH	DIFF	TIME OF DAY
1 -		47.106	2:29.249	71.61	17.636	13:57:31.453
2 -	1:31.664	52.177	2:23.841	74.30	12.228	13:59:55.294
3 -	1:30.051	45.677	2:15.728	78.74	4.115	14:02:11.022
4 -	1:30.075	44.546	2:14.621	79.39	3.008	14:04:25.643
5 -	1:28.389	45.525	2:13.914 (3)	79.81	2.301	14:06:39.557
6 -	1:27.377	44.236	2:11.613 (1)	81.20		14:08:51.170
7 -	1:28.193	44.213	2:12.406 (2)	80.72	0.793	14:11:03.576

P15 254 EX		Rick WINDAS		Ducati - Army Medical Services		
IDEAL LAP TIME : 2:12.986		BEST LAP TIME : 2:12.986		DIFFERENCE : 0.000		
LAP	SECTOR 1	SECTOR 2	LAP TIME	MPH	DIFF	TIME OF DAY
1 -		47.161	2:29.624	71.43	16.638	13:57:31.828
2 -	1:32.874	48.362	2:21.236	75.67	8.250	13:59:53.064
3 -	1:31.825	45.749	2:17.574	77.68	4.588	14:02:10.638
4 -	1:30.670	45.052	2:15.722	78.74	2.736	14:04:26.360
5 -	1:29.539	44.540	2:14.079 (3)	79.71	1.093	14:06:40.439
6 -	1:28.705	44.281	2:12.986 (1)	80.36		14:08:53.425
7 -	1:28.723	44.822	2:13.545 (2)	80.03	0.559	14:11:06.970

P16 20 EX		Marc CRESSWELL		Honda - Fishbowl Racing		
IDEAL LAP TIME : 2:13.828		BEST LAP TIME : 2:13.828		DIFFERENCE : 0.000		
LAP	SECTOR 1	SECTOR 2	LAP TIME	MPH	DIFF	TIME OF DAY
1 -		46.706	2:28.531	71.95	14.703	13:57:30.735
2 -	1:31.704	49.243	2:20.947	75.83	7.119	13:59:51.682
3 -	1:31.560	46.031	2:17.591	77.68	3.763	14:02:09.273
4 -	1:29.660	45.533	2:15.193	79.05	1.365	14:04:24.466
5 -	1:29.762	45.174	2:14.936 (3)	79.20	1.108	14:06:39.402
6 -	1:28.666	45.162	2:13.828 (1)	79.86		14:08:53.230
7 -	1:28.715	45.321	2:14.036 (2)	79.74	0.208	14:11:07.266

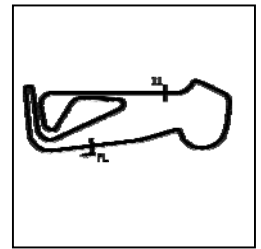
Weather / Track : Bright / Dry

Snetterton 300
Circuit Length = 2.9689 miles
Start: 13:55 Flag 14:09 End: 14:11

BMCRC - MRO Championships 2019 - Rnd 5 @ Snetterton

BMCRC Thunderbike Extreme & Ultra

RACE 10 - SECTOR ANALYSIS



SECTOR 1 = FL to I1, SECTOR 2 = I1 to FL, DIFF = Difference To Personal Best Lap, P = Crossed Finish Line in Pit Lane, D = Time Disallowed

P17 21 UL		Danny BRENNAN		Yamaha - Greenplantuk		
IDEAL LAP TIME : 2:19.783		BEST LAP TIME : 2:20.005		DIFFERENCE : 0.222		
LAP	SECTOR 1	SECTOR 2	LAP TIME	MPH	DIFF	TIME OF DAY
1 -		47.476	2:28.508	71.96	8.503	13:57:30.712
2 -	1:35.493	49.981	2:25.474	73.47	5.469	13:59:56.186
3 -	1:35.702	47.871	2:23.573 (3)	74.44	3.568	14:02:19.759
4 -	1:36.004	48.165	2:24.169	74.13	4.164	14:04:43.928
5 -	1:32.693	47.312	2:20.005 (1)	76.34		14:07:03.933
6 -	1:33.824	47.090	2:20.914 (2)	75.84	0.909	14:09:24.847

P18 373 EX		Robert PRICE (R)		Suzuki -		
IDEAL LAP TIME : 2:19.845		BEST LAP TIME : 2:19.845		DIFFERENCE : 0.000		
LAP	SECTOR 1	SECTOR 2	LAP TIME	MPH	DIFF	TIME OF DAY
1 -		47.480	2:28.657	71.89	8.812	13:57:30.861
2 -	1:33.314	56.118	2:29.432	71.52	9.587	14:00:00.293
3 -	1:37.632	48.266	2:25.898	73.25	6.053	14:02:26.191
4 -	1:33.624	47.255	2:20.879 (3)	75.86	1.034	14:04:47.070
5 -	1:32.954	47.502	2:20.456 (2)	76.09	0.611	14:07:07.526
6 -	1:32.806	47.039	2:19.845 (1)	76.42		14:09:27.371

P19 24 EX		Mark REYNOLDS		Aprilia -		
IDEAL LAP TIME : 2:19.349		BEST LAP TIME : 2:20.097		DIFFERENCE : 0.748		
LAP	SECTOR 1	SECTOR 2	LAP TIME	MPH	DIFF	TIME OF DAY
1 -		46.861	2:30.216	71.15	10.119	13:57:32.420
2 -	1:35.052	53.412	2:28.464	71.99	8.367	14:00:00.884
3 -	1:38.133	48.122	2:26.255	73.07	6.158	14:02:27.139
4 -	1:33.579	47.440	2:21.019 (3)	75.79	0.922	14:04:48.158
5 -	1:32.488	47.681	2:20.169 (2)	76.25	0.072	14:07:08.327
6 -	1:32.739	47.358	2:20.097 (1)	76.29		14:09:28.424

P20 18 EX		Stuart ALBON		Honda -		
IDEAL LAP TIME : 2:36.386		BEST LAP TIME : 2:36.386		DIFFERENCE : 0.000		
LAP	SECTOR 1	SECTOR 2	LAP TIME	MPH	DIFF	TIME OF DAY
1 -		53.575	2:49.589	63.02	13.203	13:57:51.793
2 -	1:47.253	55.093	2:42.346	65.83	5.960	14:00:34.139
3 -	1:49.807	53.787	2:43.594	65.33	7.208	14:03:17.733
4 -	1:45.487	53.210	2:38.697 (2)	67.34	2.311	14:05:56.430
5 -	1:47.003	52.174	2:39.177 (3)	67.14	2.791	14:08:35.607
6 -	1:45.119	51.267	2:36.386 (1)	68.34		14:11:11.993

P21 17 UL		Jordan KILLWORTH		Kawasaki -		
IDEAL LAP TIME : 2:18.517		BEST LAP TIME : 2:18.745		DIFFERENCE : 0.228		
LAP	SECTOR 1	SECTOR 2	LAP TIME	MPH	DIFF	TIME OF DAY
1 -		46.226	2:26.994	72.71	8.249	13:57:29.198
2 -	1:32.291	46.454	2:18.745 (1)	77.03		13:59:47.943

Weather / Track : Bright / Dry

Snetterton 300
Circuit Length = 2.9689 miles
Start: 13:55 Flag 14:09 End: 14:11

BMCRC - MRO Championships 2019 - Rnd 5 @ Snetterton

BMCRC Thunderbike Extreme & Ultra

RACE 10 - BEST SECTORS

SECTOR 1			SECTOR 2			IDEAL / BEST COMPARISON						
POS	NO	NAME	TIME	NO	NAME	TIME	POS	NO	NAME	IDEAL	BEST	DIFF
									PERFECT LAP	1:57.425		
1	143	PALMER	1:18.170	143	PALMER	39.255	1	143	PALMER	1:57.425	1:57.751	0.326
2	11	HARVEY	1:18.646	11	HARVEY	39.495	2	11	HARVEY	1:58.141	1:58.484	0.343
3	1	CHAMBERLAIN	1:21.339	54	SAUNDERS	40.659	3	40	SHELVEY	2:02.368	2:02.621	0.253
4	40	SHELVEY	1:21.522	40	SHELVEY	40.846	4	1	CHAMBERLAIN	2:02.501	2:02.501	0.000
5	54	SAUNDERS	1:22.032	69	RUSSO	41.096	5	54	SAUNDERS	2:02.691	2:02.691	0.000
6	69	RUSSO	1:22.116	16	WREN	41.102	6	69	RUSSO	2:03.212	2:03.484	0.272
7	16	WREN	1:22.550	1	CHAMBERLAIN	41.162	7	16	WREN	2:03.652	2:03.847	0.195
8	5	KILLWORTH	1:23.735	78	THOMAS	41.733	8	78	THOMAS	2:05.645	2:06.134	0.489
9	78	THOMAS	1:23.912	52	MANTELL	41.986	9	52	MANTELL	2:06.000	2:06.147	0.147
10	52	MANTELL	1:24.014	41	ABRAHAM	42.262	10	5	KILLWORTH	2:06.117	2:06.497	0.380
11	41	ABRAHAM	1:24.198	258	FRIEND	42.280	11	41	ABRAHAM	2:06.460	2:07.098	0.638
12	258	FRIEND	1:25.196	5	KILLWORTH	42.382	12	258	FRIEND	2:07.476	2:07.559	0.083
13	55	HODGINS	1:27.377	55	HODGINS	44.213	13	55	HODGINS	2:11.590	2:11.613	0.023
14	20	CRESSWELL	1:28.666	254	WINDAS	44.281	14	254	WINDAS	2:12.986	2:12.986	0.000
15	254	WINDAS	1:28.705	228	EMERSON	45.081	15	20	CRESSWELL	2:13.828	2:13.828	0.000
16	228	EMERSON	1:29.758	20	CRESSWELL	45.162	16	228	EMERSON	2:14.839	2:15.268	0.429
17	17	KILLWORTH	1:32.291	17	KILLWORTH	46.226	17	17	KILLWORTH	2:18.517	2:18.745	0.228
18	24	REYNOLDS	1:32.488	24	REYNOLDS	46.861	18	24	REYNOLDS	2:19.349	2:20.097	0.748
19	21	BRENNAN	1:32.693	373	PRICE (R)	47.039	19	21	BRENNAN	2:19.783	2:20.005	0.222
20	373	PRICE (R)	1:32.806	21	BRENNAN	47.090	20	373	PRICE (R)	2:19.845	2:19.845	0.000
21	18	ALBON	1:45.119	18	ALBON	51.267	21	18	ALBON	2:36.386	2:36.386	0.000

Weather / Track : Bright / Dry

Results can be found at www.tsl-timing.com

Snetterton 300

Circuit Length = 2.9689 miles

Start: 13:55 Flag 14:09 End: 14:11

Printed - 14:12 Sunday, 09 June 2019

BMCRC - MRO Championships 2019 - Rnd 5 @ Snetterton

BMCRC Thunderbike Extreme & Ultra

RACE 19 - GRID (7 Laps)

ROW 9	1	26	76 Jason BYARD	25	14 Chris BURRAGE	
ROW 8	24	31 Pete SANDERSON	23	401 Aiden PATMORE	22	117 Ray STAGG
ROW 7	21	2:36.386 18 Stuart ALBON	20	2:20.097 24 Mark REYNOLDS	19	2:20.005 21 Danny BRENNAN
ROW 6	18	2:19.845 373 Robert PRICE (R)	17	2:18.745 17 Jordan KILLWORTH	16	2:15.268 228 Clive EMERSON
ROW 5	15	2:13.828 20 Marc CRESSWELL	14	2:12.986 254 Rick WINDAS	13	2:11.613 55 Nick HODGINS
ROW 4	12	2:07.559 258 Ande FRIEND	11	2:07.098 41 Dave ABRAHAM	10	2:06.497 5 Stacey KILLWORTH
ROW 3	9	2:06.147 52 Barry MANTELL	8	2:06.134 78 Jamie THOMAS	7	2:03.847 16 Matthew WREN
ROW 2	6	2:03.484 69 Tony RUSSO	5	2:02.691 54 Andrew SAUNDERS	4	2:02.621 40 David SHELVEY
ROW 1	3	2:02.501 1 Barry CHAMBERLAIN	2	1:58.484 11 Josh HARVEY	1	1:57.751 143 Steve PALMER

Pole

Snetterton 300
Circuit Length = 2.9689 miles

These results are provisional until the conclusion of any judicial and technical matters.

Clerk Of Course :	Timekeeper :
-------------------	--------------

Results can be found at www.tsl-timing.com

Printed - 14:14 Sunday, 09 June 2019



BMCRC - MRO Championships 2019 - Rnd 5 @ Snetterton

BMCRC Thunderbike Extreme & Ultra

RACE 19 - CLASSIFICATION

POS	NO	CL	PIC NAME	ENTRY	LAPS	TIME	GAP	DIFF	MPH	BEST	ON
1	143	UL	1 Steve PALMER	Yamaha - 4C8/Mk1 Transit racing	7	14:02.347			88.81	1:58.349	4
2	11	UL	2 Josh HARVEY	Yamaha - NR Racing	7	14:02.437	0.090	0.090	88.80	1:58.369	4
3	401	UL	3 Aiden PATMORE	Yamaha - TBR Performance/NW Roofing	7	14:13.548	11.201	11.111	87.65	1:59.251	3
4	1	UL	4 Barry CHAMBERLAIN	Suzuki - Airsys.co.uk	7	14:27.962	25.615	14.414	86.19	2:01.916	2
5	54	EX	1 Andrew SAUNDERS	Suzuki - SDC PERFORMANCE	7	14:32.335	29.988	4.373	85.76	2:02.770	7
6	40	EX	2 David SHELVEY	Suzuki - ymark.com	7	14:32.515	30.168	0.180	85.74	2:03.031	7
7	69	EX	3 Tony RUSSO	Suzuki - Titan Elevators	7	14:34.467	32.120	1.952	85.55	2:02.857	4
8	5	UL	5 Stacey KILLWORTH	Ducati - BK/Everns	7	14:47.615	45.268	13.148	84.28	2:04.987	5
9	52	EX	4 Barry MANTELL	Honda - Swedish car connection	7	14:55.345	52.998	7.730	83.56	2:05.604	5
10	41	EX	5 Dave ABRAHAM	Aprillia - Cambridge M/C's	7	14:55.484	53.137	0.139	83.54	2:05.374	5
11	258	UL	6 Ande FRIEND	Kawasaki - Flying colours Motorcycle Training	7	14:58.172	55.825	2.688	83.29	2:05.830	7
12	16	UL	7 Matthew WREN	Suzuki - TBR performance	7	14:59.862	57.515	1.690	83.14	2:03.901	5
13	78	UL	8 Jamie THOMAS	Suzuki - Team RubyRacing	7	15:26.152	1:23.805	26.290	80.78	2:08.383	2
14	55	EX	6 Nick HODGINS	Suzuki - Sam Saunders Racing	7	15:47.389	1:45.042	21.237	78.97	2:12.358	3
15	228	EX	7 Clive EMERSON	Honda -	7	15:48.199	1:45.852	0.810	78.90	2:12.686	7
16	20	EX	8 Marc CRESSWELL	Honda - Fishbowl Racing	7	15:50.137	1:47.790	1.938	78.74	2:12.907	6
17	254	EX	9 Rick WINDAS	Ducati - Army Medical Services	7	16:07.422	2:05.075	17.285	77.33	2:16.423	2
18	373	EX	10 Robert PRICE (R)	Suzuki -	7	16:12.449	2:10.102	5.027	76.93	2:15.481	7
19	24	EX	11 Mark REYNOLDS	Aprilia -	6	14:29.844	1 Lap	1 Lap	73.72	2:23.474	3
20	18	EX	12 Stuart ALBON	Honda -	6	15:40.902	1 Lap	1:11.058	68.15	2:32.483	6

NOT CLASSIFIED

DNF	17	UL	Jordan KILLWORTH	Kawasaki -	4	9:23.034	3 Laps	2 Laps	75.93	2:18.174	3
-----	----	----	------------------	------------	---	----------	--------	--------	-------	----------	---

FASTEST LAP

143	UL	Steve PALMER	Yamaha - 4C8/Mk1 Transit racing	4	1:58.349	90.30 mph	145.33 kph
54	EX	Andrew SAUNDERS	Suzuki - SDC PERFORMANCE	7	2:02.770	87.05 mph	140.10 kph

Class UL - 92.5% of Race Speed = 82.14 mph

Class EX - 92.5% of Race Speed = 79.32 mph

Weather / Track : Bright / Dry

These results are provisional until the conclusion of any judicial and technical matters.

Snetterton 300

Circuit Length = 2.9689 miles

Start: 17:38 Flag 17:52 End: 17:54

Clerk Of Course :	Timekeeper :
-------------------	--------------

Results can be found at www.tsl-timing.com

Printed - 17:54 Sunday, 09 June 2019



BMCRC - MRO Championships 2019 - Rnd 5 @ Snetterton

BMCRC Thunderbike Extreme & Ultra

RACE 19 - LAP CHART

LAP 1 @ 17:40:18.986

NO	BEHIND	LAP TIME
143		2:07.180
11	0.213	2:07.393
1	2.541	2:09.721
401	2.749	2:09.929
54	4.285	2:11.465
40	5.089	2:12.269
69	5.992	2:13.172
16	6.124	2:13.304
5	7.640	2:14.820
78	8.205	2:15.385
41	9.098	2:16.278
52	9.397	2:16.577
258	10.341	2:17.521
228	13.886	2:21.066
20	17.125	2:24.305
254	17.782	2:24.962
55	20.300	2:27.480
17	21.168	2:28.348
373	22.071	2:29.251
24	24.048	2:31.228
18	38.236	2:45.416

LAP 2 @ 17:42:18.802

NO	BEHIND	LAP TIME
143		1:59.816
11	0.160	1:59.763
401	3.548	2:00.615
1	4.641	2:01.916
54	8.503	2:04.034
40	9.023	2:03.750
69	9.494	2:03.318
5	14.030	2:06.206
78	16.772	2:08.383
52	16.966	2:07.385
41	17.638	2:08.356
258	18.227	2:07.702
16	22.277	2:15.969
228	28.959	2:14.889
20	31.895	2:14.586
254	34.389	2:16.423
55	35.373	2:14.889
17	39.640	2:18.288
373	40.999	2:18.744
24	47.893	2:23.661
18	1:16.384	2:37.964

LAP 3 @ 17:44:17.698

NO	BEHIND	LAP TIME
143		1:58.896
11	0.059	1:58.795
401	3.903	1:59.251
1	8.240	2:02.495
40	13.306	2:03.179
54	13.842	2:04.235
69	14.565	2:03.967
5	20.673	2:05.539
52	25.050	2:06.980
41	26.300	2:07.558
258	26.687	2:07.356
16	29.896	2:06.515
78	35.969	2:18.093

228	45.534	2:15.471
20	48.017	2:15.018
55	48.835	2:12.358
254	52.363	2:16.870
17	58.918	2:18.174
373	59.489	2:17.386
24	1:12.471	2:23.474
18	1:54.688	2:37.200

LAP 4 @ 17:46:16.047

NO	BEHIND	LAP TIME
143		1:58.349
11	0.079	1:58.369
401	4.854	1:59.300
1	12.955	2:03.064
40	18.520	2:03.563
54	18.593	2:03.100
69	19.073	2:02.857
5	27.961	2:05.637
52	32.749	2:06.048
41	33.841	2:05.890
258	35.273	2:06.935
16	36.692	2:05.145
78	47.031	2:09.411
228	1:02.339	2:15.154
55	1:02.959	2:12.473
20	1:04.966	2:15.298
254	1:11.373	2:17.359
17	1:18.793	2:18.224
373	1:19.009	2:17.869
24	1:37.980	2:23.858

LAP 5 @ 17:48:14.895

NO	BEHIND	LAP TIME
143		1:58.848
11	0.110	1:58.879
401	5.757	1:59.751
1	16.570	2:02.463
40	23.130	2:03.458
54	23.247	2:03.502
69	23.651	2:03.426
18	1 Lap	2:34.046
5	34.100	2:04.987
52	39.505	2:05.604
41	40.367	2:05.374
16	41.745	2:03.901
258	42.799	2:06.374
78	59.730	2:11.547
55	1:18.129	2:14.018
228	1:19.361	2:15.870
20	1:20.123	2:14.005
254	1:30.906	2:18.381
373	1:37.095	2:16.934

LAP 6 @ 17:50:14.403

NO	BEHIND	LAP TIME
143		1:59.508
11	0.167	1:59.565
24	1 Lap	2:23.987
401	7.005	2:00.756
1	20.788	2:03.726
40	26.887	2:03.265
54	26.968	2:03.229

69	27.713	2:03.570
5	39.897	2:05.305
52	46.532	2:06.535
41	46.893	2:06.034
16	48.874	2:06.637
258	49.745	2:06.454
18	1 Lap	2:33.793
78	1:11.691	2:11.469
55	1:31.858	2:13.237
228	1:32.916	2:13.063
20	1:33.522	2:12.907
254	1:48.244	2:16.846
373	1:54.371	2:16.784

LAP 7 @ 17:52:14.153

NO	BEHIND	LAP TIME
143		1:59.750
11	0.090	1:59.673
401	11.201	2:03.946
1	25.615	2:04.577
24	1 Lap	2:23.636
54	29.988	2:02.770
40	30.168	2:03.031
69	32.120	2:04.157
5	45.268	2:05.121
52	52.998	2:06.216
41	53.137	2:05.994
258	55.825	2:05.830
16	57.515	2:08.391
78	1:23.805	2:11.864
18	1 Lap	2:32.483
55	1:45.042	2:12.934
228	1:45.852	2:12.686
20	1:47.790	2:14.018
254	2:05.075	2:16.581
373	2:10.102	2:15.481

Weather / Track : Bright / Dry

Results can be found at www.tsl-timing.com

Snetterton 300

Circuit Length = 2.9689 miles

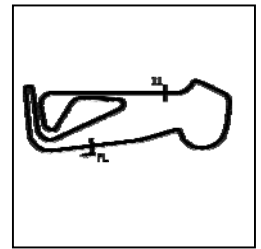
Start: 17:38 Flag 17:52 End: 17:54

Printed - 17:56 Sunday, 09 June 2019

BMCRC - MRO Championships 2019 - Rnd 5 @ Snetterton

BMCRC Thunderbike Extreme & Ultra

RACE 19 - SECTOR ANALYSIS



SECTOR 1 = FL to I1, SECTOR 2 = I1 to FL, DIFF = Difference To Personal Best Lap, P = Crossed Finish Line in Pit Lane, D = Time Disallowed

P1 143 UL Steve PALMER		Yamaha - 4C8/Mk1 Transit racing				
IDEAL LAP TIME : 1:58.349		BEST LAP TIME : 1:58.349		DIFFERENCE : 0.000		
LAP	SECTOR 1	SECTOR 2	LAP TIME	MPH	DIFF	TIME OF DAY
1 -		40.380	2:07.180	84.03	8.831	17:40:18.986
2 -	1:19.766	40.050	1:59.816	89.20	1.467	17:42:18.802
3 -	1:18.918	39.978	1:58.896 (3)	89.89	0.547	17:44:17.698
4 -	1:18.714	39.635	1:58.349 (1)	90.30		17:46:16.047
5 -	1:19.184	39.664	1:58.848 (2)	89.93	0.499	17:48:14.895
6 -	1:19.323	40.185	1:59.508	89.43	1.159	17:50:14.403
7 -	1:19.843	39.907	1:59.750	89.25	1.401	17:52:14.153

P2 11 UL Josh HARVEY		Yamaha - NR Racing				
IDEAL LAP TIME : 1:58.274		BEST LAP TIME : 1:58.369		DIFFERENCE : 0.095		
LAP	SECTOR 1	SECTOR 2	LAP TIME	MPH	DIFF	TIME OF DAY
1 -		40.045	2:07.393	83.89	9.024	17:40:19.199
2 -	1:19.593	40.170	1:59.763	89.24	1.394	17:42:18.962
3 -	1:18.797	39.998	1:58.795 (2)	89.97	0.426	17:44:17.757
4 -	1:18.892	39.477	1:58.369 (1)	90.29		17:46:16.126
5 -	1:19.140	39.739	1:58.879 (3)	89.90	0.510	17:48:15.005
6 -	1:19.389	40.176	1:59.565	89.39	1.196	17:50:14.570
7 -	1:19.920	39.753	1:59.673	89.31	1.304	17:52:14.243

P3 401 UL Aiden PATMORE		Yamaha - TBR Performance/NW Roofing				
IDEAL LAP TIME : 1:59.102		BEST LAP TIME : 1:59.251		DIFFERENCE : 0.149		
LAP	SECTOR 1	SECTOR 2	LAP TIME	MPH	DIFF	TIME OF DAY
1 -		40.547	2:09.929	82.26	10.678	17:40:21.735
2 -	1:20.563	40.052	2:00.615	88.61	1.364	17:42:22.350
3 -	1:19.426	39.825	1:59.251 (1)	89.62		17:44:21.601
4 -	1:19.277	40.023	1:59.300 (2)	89.58	0.049	17:46:20.901
5 -	1:19.890	39.861	1:59.751 (3)	89.25	0.500	17:48:20.652
6 -	1:20.423	40.333	2:00.756	88.50	1.505	17:50:21.408
7 -	1:21.053	42.893	2:03.946	86.23	4.695	17:52:25.354

P4 1 UL Barry CHAMBERLAIN		Suzuki - Airsys.co.uk				
IDEAL LAP TIME : 2:01.726		BEST LAP TIME : 2:01.916		DIFFERENCE : 0.190		
LAP	SECTOR 1	SECTOR 2	LAP TIME	MPH	DIFF	TIME OF DAY
1 -		40.819	2:09.721	82.39	7.805	17:40:21.527
2 -	1:20.907	41.009	2:01.916 (1)	87.66		17:42:23.443
3 -	1:21.354	41.141	2:02.495 (3)	87.25	0.579	17:44:25.938
4 -	1:21.714	41.350	2:03.064	86.84	1.148	17:46:29.002
5 -	1:21.179	41.284	2:02.463 (2)	87.27	0.547	17:48:31.465
6 -	1:22.275	41.451	2:03.726	86.38	1.810	17:50:35.191
7 -	1:22.385	42.192	2:04.577	85.79	2.661	17:52:39.768

P5 54 EX Andrew SAUNDERS		Suzuki - SDC PERFORMANCE				
IDEAL LAP TIME : 2:02.573		BEST LAP TIME : 2:02.770		DIFFERENCE : 0.197		
LAP	SECTOR 1	SECTOR 2	LAP TIME	MPH	DIFF	TIME OF DAY
1 -		41.147	2:11.465	81.29	8.695	17:40:23.271
2 -	1:22.708	41.326	2:04.034	86.17	1.264	17:42:27.305
3 -	1:23.368	40.867	2:04.235	86.03	1.465	17:44:31.540
4 -	1:22.007	41.093	2:03.100 (2)	86.82	0.330	17:46:34.640
5 -	1:22.072	41.430	2:03.502	86.54	0.732	17:48:38.142
6 -	1:22.098	41.131	2:03.229 (3)	86.73	0.459	17:50:41.371
7 -	1:21.706	41.064	2:02.770 (1)	87.05		17:52:44.141

P6 40 EX David SHELVEY		Suzuki - ymark.com				
IDEAL LAP TIME : 2:02.833		BEST LAP TIME : 2:03.031		DIFFERENCE : 0.198		
LAP	SECTOR 1	SECTOR 2	LAP TIME	MPH	DIFF	TIME OF DAY
1 -						
2 -						
3 -						
4 -						
5 -						
6 -						
7 -						

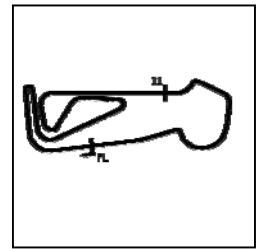
Weather / Track : Bright / Dry

Snetterton 300
 Circuit Length = 2.9689 miles
 Start: 17:38 Flag 17:52 End: 17:54

BMCRC - MRO Championships 2019 - Rnd 5 @ Snetterton

BMCRC Thunderbike Extreme & Ultra

RACE 19 - SECTOR ANALYSIS



SECTOR 1 = FL to I1, SECTOR 2 = I1 to FL, DIFF = Difference To Personal Best Lap, P = Crossed Finish Line in Pit Lane, D = Time Disallowed

1 -		41.311	2:12.269	80.80	9.238	17:40:24.075
2 -	1:22.544	41.206	2:03.750	86.36	0.719	17:42:27.825
3 -	1:21.815	41.364	2:03.179 (2)	86.76	0.148	17:44:31.004
4 -	1:22.279	41.284	2:03.563	86.49	0.532	17:46:34.567
5 -	1:22.007	41.451	2:03.458	86.57	0.427	17:48:38.025
6 -	1:21.831	41.434	2:03.265 (3)	86.70	0.234	17:50:41.290
7 -	1:21.627	41.404	2:03.031 (1)	86.87		17:52:44.321

P7 69 EX Tony RUSSO			Suzuki - Titan Elevators			
IDEAL LAP TIME : 2:02.534		BEST LAP TIME : 2:02.857		DIFFERENCE : 0.323		
LAP	SECTOR 1	SECTOR 2	LAP TIME	MPH	DIFF	TIME OF DAY
1 -		41.279	2:13.172	80.25	10.315	17:40:24.978
2 -	1:22.530	40.788	2:03.318 (2)	86.67	0.461	17:42:28.296
3 -	1:22.912	41.055	2:03.967	86.21	1.110	17:44:32.263
4 -	1:21.746	41.111	2:02.857 (1)	86.99		17:46:35.120
5 -	1:22.131	41.295	2:03.426 (3)	86.59	0.569	17:48:38.546
6 -	1:22.250	41.320	2:03.570	86.49	0.713	17:50:42.116
7 -	1:21.870	42.287	2:04.157	86.08	1.300	17:52:46.273

P8 5 UL Stacey KILLWORTH			Ducati - BK/Everns			
IDEAL LAP TIME : 2:04.888		BEST LAP TIME : 2:04.987		DIFFERENCE : 0.099		
LAP	SECTOR 1	SECTOR 2	LAP TIME	MPH	DIFF	TIME OF DAY
1 -		42.046	2:14.820	79.27	9.833	17:40:26.626
2 -	1:24.027	42.179	2:06.206	84.68	1.219	17:42:32.832
3 -	1:23.759	41.780	2:05.539	85.13	0.552	17:44:38.371
4 -	1:23.579	42.058	2:05.637	85.07	0.650	17:46:44.008
5 -	1:23.306	41.681	2:04.987 (1)	85.51		17:48:48.995
6 -	1:23.656	41.649	2:05.305 (3)	85.29	0.318	17:50:54.300
7 -	1:23.239	41.882	2:05.121 (2)	85.42	0.134	17:52:59.421

P9 52 EX Barry MANTELL			Honda - Swedish car connection			
IDEAL LAP TIME : 2:05.494		BEST LAP TIME : 2:05.604		DIFFERENCE : 0.110		
LAP	SECTOR 1	SECTOR 2	LAP TIME	MPH	DIFF	TIME OF DAY
1 -		42.245	2:16.577	78.25	10.973	17:40:28.383
2 -	1:24.712	42.673	2:07.385	83.90	1.781	17:42:35.768
3 -	1:24.975	42.005	2:06.980	84.17	1.376	17:44:42.748
4 -	1:23.647	42.401	2:06.048 (2)	84.79	0.444	17:46:48.796
5 -	1:23.489	42.115	2:05.604 (1)	85.09		17:48:54.400
6 -	1:24.480	42.055	2:06.535	84.46	0.931	17:51:00.935
7 -	1:24.004	42.212	2:06.216 (3)	84.68	0.612	17:53:07.151

P10 41 EX Dave ABRAHAM			Aprillia - Cambridge M/C's			
IDEAL LAP TIME : 2:05.360		BEST LAP TIME : 2:05.374		DIFFERENCE : 0.014		
LAP	SECTOR 1	SECTOR 2	LAP TIME	MPH	DIFF	TIME OF DAY
1 -		42.978	2:16.278	78.42	10.904	17:40:28.084
2 -	1:24.935	43.421	2:08.356	83.26	2.982	17:42:36.440
3 -	1:24.961	42.597	2:07.558	83.78	2.184	17:44:43.998
4 -	1:23.872	42.018	2:05.890 (2)	84.90	0.516	17:46:49.888
5 -	1:23.387	41.987	2:05.374 (1)	85.24		17:48:55.262
6 -	1:23.964	42.070	2:06.034	84.80	0.660	17:51:01.296
7 -	1:24.021	41.973	2:05.994 (3)	84.83	0.620	17:53:07.290

P11 258 UL Ande FRIEND			Kawasaki - Flying colours Motorcycle Training			
IDEAL LAP TIME : 2:05.544		BEST LAP TIME : 2:05.830		DIFFERENCE : 0.286		
LAP	SECTOR 1	SECTOR 2	LAP TIME	MPH	DIFF	TIME OF DAY
1 -		42.769	2:17.521	77.71	11.691	17:40:29.327
2 -	1:25.414	42.288	2:07.702	83.69	1.872	17:42:37.029
3 -	1:24.957	42.399	2:07.356	83.92	1.526	17:44:44.385
4 -	1:25.006	41.929	2:06.935	84.20	1.105	17:46:51.320

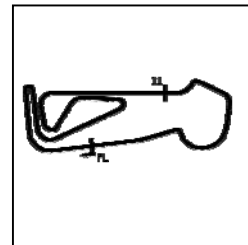
Weather / Track : Bright / Dry

Snetterton 300
Circuit Length = 2.9689 miles
Start: 17:38 Flag 17:52 End: 17:54

BMCRC - MRO Championships 2019 - Rnd 5 @ Snetterton

BMCRC Thunderbike Extreme & Ultra

RACE 19 - SECTOR ANALYSIS



SECTOR 1 = FL to I1, SECTOR 2 = I1 to FL, DIFF = Difference To Personal Best Lap, P = Crossed Finish Line in Pit Lane, D = Time Disallowed

5 -	1:24.665	41.709	2:06.374 (2)	84.57	0.544	17:48:57.694
6 -	1:24.574	41.880	2:06.454 (3)	84.52	0.624	17:51:04.148
7 -	1:23.835	41.995	2:05.830 (1)	84.94		17:53:09.978

P12 16 UL		Matthew WREN		Suzuki - TBR performance		
IDEAL LAP TIME : 2:03.901		BEST LAP TIME : 2:03.901		DIFFERENCE : 0.000		
LAP	SECTOR 1	SECTOR 2	LAP TIME	MPH	DIFF	TIME OF DAY
1 -		41.447	2:13.304	80.17	9.403	17:40:25.110
2 -	1:32.299	43.670	2:15.969	78.60	12.068	17:42:41.079
3 -	1:24.466	42.049	2:06.515 (3)	84.48	2.614	17:44:47.594
4 -	1:23.736	41.409	2:05.145 (2)	85.40	1.244	17:46:52.739
5 -	1:22.661	41.240	2:03.901 (1)	86.26		17:48:56.640
6 -	1:24.849	41.788	2:06.637	84.39	2.736	17:51:03.277
7 -	1:26.634	41.757	2:08.391	83.24	4.490	17:53:11.668

P13 78 UL		Jamie THOMAS		Suzuki - Team RubyRacing		
IDEAL LAP TIME : 2:07.136		BEST LAP TIME : 2:08.383		DIFFERENCE : 1.247		
LAP	SECTOR 1	SECTOR 2	LAP TIME	MPH	DIFF	TIME OF DAY
1 -		42.381	2:15.385	78.94	7.002	17:40:27.191
2 -	1:25.804	42.579	2:08.383 (1)	83.25		17:42:35.574
3 -	1:24.755	53.338	2:18.093	77.39	9.710	17:44:53.667
4 -	1:25.942	43.469	2:09.411 (2)	82.59	1.028	17:47:03.078
5 -	1:26.712	44.835	2:11.547	81.24	3.164	17:49:14.625
6 -	1:27.238	44.231	2:11.469 (3)	81.29	3.086	17:51:26.094
7 -	1:27.393	44.471	2:11.864	81.05	3.481	17:53:37.958

P14 55 EX		Nick HODGINS		Suzuki - Sam Saunders Racing		
IDEAL LAP TIME : 2:11.788		BEST LAP TIME : 2:12.358		DIFFERENCE : 0.570		
LAP	SECTOR 1	SECTOR 2	LAP TIME	MPH	DIFF	TIME OF DAY
1 -		45.581	2:27.480	72.47	15.122	17:40:39.286
2 -	1:29.595	45.294	2:14.889	79.23	2.531	17:42:54.175
3 -	1:27.906	44.452	2:12.358 (1)	80.75		17:45:06.533
4 -	1:27.556	44.917	2:12.473 (2)	80.68	0.115	17:47:19.006
5 -	1:29.429	44.589	2:14.018	79.75	1.660	17:49:33.024
6 -	1:28.646	44.591	2:13.237	80.21	0.879	17:51:46.261
7 -	1:28.702	44.232	2:12.934 (3)	80.40	0.576	17:53:59.195

P15 228 EX		Clive EMERSON		Honda -		
IDEAL LAP TIME : 2:12.171		BEST LAP TIME : 2:12.686		DIFFERENCE : 0.515		
LAP	SECTOR 1	SECTOR 2	LAP TIME	MPH	DIFF	TIME OF DAY
1 -		44.828	2:21.066	75.76	8.380	17:40:32.872
2 -	1:29.467	45.422	2:14.889 (3)	79.23	2.203	17:42:47.761
3 -	1:29.298	46.173	2:15.471	78.89	2.785	17:45:03.232
4 -	1:29.639	45.515	2:15.154	79.08	2.468	17:47:18.386
5 -	1:30.665	45.205	2:15.870	78.66	3.184	17:49:34.256
6 -	1:28.024	45.039	2:13.063 (2)	80.32	0.377	17:51:47.319
7 -	1:28.539	44.147	2:12.686 (1)	80.55		17:54:00.005

P16 20 EX		Marc CRESSWELL		Honda - Fishbowl Racing		
IDEAL LAP TIME : 2:12.907		BEST LAP TIME : 2:12.907		DIFFERENCE : 0.000		
LAP	SECTOR 1	SECTOR 2	LAP TIME	MPH	DIFF	TIME OF DAY
1 -		45.870	2:24.305	74.06	11.398	17:40:36.111
2 -	1:29.197	45.389	2:14.586	79.41	1.679	17:42:50.697
3 -	1:29.842	45.176	2:15.018	79.16	2.111	17:45:05.715
4 -	1:30.166	45.132	2:15.298	78.99	2.391	17:47:21.013
5 -	1:29.318	44.687	2:14.005 (2)	79.75	1.098	17:49:35.018
6 -	1:28.354	44.553	2:12.907 (1)	80.41		17:51:47.925
7 -	1:28.895	45.123	2:14.018 (3)	79.75	1.111	17:54:01.943

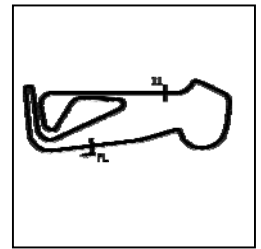
Weather / Track : Bright / Dry

Snetterton 300
Circuit Length = 2.9689 miles
Start: 17:38 Flag 17:52 End: 17:54

BMCRC - MRO Championships 2019 - Rnd 5 @ Snetterton

BMCRC Thunderbike Extreme & Ultra

RACE 19 - SECTOR ANALYSIS



SECTOR 1 = FL to I1, SECTOR 2 = I1 to FL, DIFF = Difference To Personal Best Lap, P = Crossed Finish Line in Pit Lane, D = Time Disallowed

P17 254 EX Rick WINDAS		Ducati - Army Medical Services				
IDEAL LAP TIME : 2:16.081		BEST LAP TIME : 2:16.423		DIFFERENCE : 0.342		
LAP	SECTOR 1	SECTOR 2	LAP TIME	MPH	DIFF	TIME OF DAY
1 -		45.937	2:24.962	73.73	8.539	17:40:36.768
2 -	1:30.789	45.634	2:16.423 (1)	78.34		17:42:53.191
3 -	1:31.558	45.312	2:16.870	78.08	0.447	17:45:10.061
4 -	1:31.238	46.121	2:17.359	77.81	0.936	17:47:27.420
5 -	1:32.969	45.412	2:18.381	77.23	1.958	17:49:45.801
6 -	1:31.554	45.292	2:16.846 (3)	78.10	0.423	17:52:02.647
7 -	1:31.109	45.472	2:16.581 (2)	78.25	0.158	17:54:19.228

P18 373 EX Robert PRICE (R)		Suzuki -				
IDEAL LAP TIME : 2:15.481		BEST LAP TIME : 2:15.481		DIFFERENCE : 0.000		
LAP	SECTOR 1	SECTOR 2	LAP TIME	MPH	DIFF	TIME OF DAY
1 -		46.641	2:29.251	71.61	13.770	17:40:41.057
2 -	1:32.459	46.285	2:18.744	77.03	3.263	17:42:59.801
3 -	1:31.647	45.739	2:17.386	77.79	1.905	17:45:17.187
4 -	1:31.836	46.033	2:17.869	77.52	2.388	17:47:35.056
5 -	1:31.144	45.790	2:16.934 (3)	78.05	1.453	17:49:51.990
6 -	1:30.547	46.237	2:16.784 (2)	78.13	1.303	17:52:08.774
7 -	1:29.972	45.509	2:15.481 (1)	78.88		17:54:24.255

P19 24 EX Mark REYNOLDS		Aprilia -				
IDEAL LAP TIME : 2:22.568		BEST LAP TIME : 2:23.474		DIFFERENCE : 0.906		
LAP	SECTOR 1	SECTOR 2	LAP TIME	MPH	DIFF	TIME OF DAY
1 -		47.948	2:31.228	70.67	7.754	17:40:43.034
2 -	1:35.141	48.520	2:23.661 (3)	74.39	0.187	17:43:06.695
3 -	1:35.385	48.089	2:23.474 (1)	74.49		17:45:30.169
4 -	1:35.056	48.802	2:23.858	74.29	0.384	17:47:54.027
5 -	1:35.579	48.408	2:23.987	74.22	0.513	17:50:18.014
6 -	1:34.620	49.016	2:23.636 (2)	74.41	0.162	17:52:41.650

P20 18 EX Stuart ALBON		Honda -				
IDEAL LAP TIME : 2:32.177		BEST LAP TIME : 2:32.483		DIFFERENCE : 0.306		
LAP	SECTOR 1	SECTOR 2	LAP TIME	MPH	DIFF	TIME OF DAY
1 -		52.036	2:45.416	64.61	12.933	17:40:57.222
2 -	1:45.464	52.500	2:37.964	67.66	5.481	17:43:35.186
3 -	1:45.402	51.798	2:37.200	67.99	4.717	17:46:12.386
4 -	1:43.519	50.527	2:34.046 (3)	69.38	1.563	17:48:46.432
5 -	1:42.049	51.744	2:33.793 (2)	69.49	1.310	17:51:20.225
6 -	1:41.650	50.833	2:32.483 (1)	70.09		17:53:52.708

P21 17 UL Jordan KILLWORTH		Kawasaki -				
IDEAL LAP TIME : 2:17.810		BEST LAP TIME : 2:18.174		DIFFERENCE : 0.364		
LAP	SECTOR 1	SECTOR 2	LAP TIME	MPH	DIFF	TIME OF DAY
1 -		46.706	2:28.348	72.04	10.174	17:40:40.154
2 -	1:32.003	46.285	2:18.288 (3)	77.28	0.114	17:42:58.442
3 -	1:32.091	46.083	2:18.174 (1)	77.35		17:45:16.616
4 -	1:31.727	46.497	2:18.224 (2)	77.32	0.050	17:47:34.840

Weather / Track : Bright / Dry

Snetterton 300
Circuit Length = 2.9689 miles
Start: 17:38 Flag 17:52 End: 17:54

BMCRC - MRO Championships 2019 - Rnd 5 @ Snetterton

BMCRC Thunderbike Extreme & Ultra

RACE 19 - BEST SECTORS

SECTOR 1			SECTOR 2			IDEAL / BEST COMPARISON						
POS	NO	NAME	TIME	NO	NAME	TIME	POS	NO	NAME	IDEAL	BEST	DIFF
									PERFECT LAP	1:58.191		
1	143	PALMER	1:18.714	11	HARVEY	39.477	1	11	HARVEY	1:58.274	1:58.369	0.095
2	11	HARVEY	1:18.797	143	PALMER	39.635	2	143	PALMER	1:58.349	1:58.349	0.000
3	401	PATMORE	1:19.277	401	PATMORE	39.825	3	401	PATMORE	1:59.102	1:59.251	0.149
4	1	CHAMBERLAIN	1:20.907	69	RUSSO	40.788	4	1	CHAMBERLAIN	2:01.726	2:01.916	0.190
5	40	SHELVEY	1:21.627	1	CHAMBERLAIN	40.819	5	69	RUSSO	2:02.534	2:02.857	0.323
6	54	SAUNDERS	1:21.706	54	SAUNDERS	40.867	6	54	SAUNDERS	2:02.573	2:02.770	0.197
7	69	RUSSO	1:21.746	40	SHELVEY	41.206	7	40	SHELVEY	2:02.833	2:03.031	0.198
8	16	WREN	1:22.661	16	WREN	41.240	8	16	WREN	2:03.901	2:03.901	0.000
9	5	KILLWORTH	1:23.239	5	KILLWORTH	41.649	9	5	KILLWORTH	2:04.888	2:04.987	0.099
10	41	ABRAHAM	1:23.387	258	FRIEND	41.709	10	41	ABRAHAM	2:05.360	2:05.374	0.014
11	52	MANTELL	1:23.489	41	ABRAHAM	41.973	11	52	MANTELL	2:05.494	2:05.604	0.110
12	258	FRIEND	1:23.835	52	MANTELL	42.005	12	258	FRIEND	2:05.544	2:05.830	0.286
13	78	THOMAS	1:24.755	78	THOMAS	42.381	13	78	THOMAS	2:07.136	2:08.383	1.247
14	55	HODGINS	1:27.556	228	EMERSON	44.147	14	55	HODGINS	2:11.788	2:12.358	0.570
15	228	EMERSON	1:28.024	55	HODGINS	44.232	15	228	EMERSON	2:12.171	2:12.686	0.515
16	20	CRESSWELL	1:28.354	20	CRESSWELL	44.553	16	20	CRESSWELL	2:12.907	2:12.907	0.000
17	373	PRICE (R)	1:29.972	254	WINDAS	45.292	17	373	PRICE (R)	2:15.481	2:15.481	0.000
18	254	WINDAS	1:30.789	373	PRICE (R)	45.509	18	254	WINDAS	2:16.081	2:16.423	0.342
19	17	KILLWORTH	1:31.727	17	KILLWORTH	46.083	19	17	KILLWORTH	2:17.810	2:18.174	0.364
20	24	REYNOLDS	1:34.620	24	REYNOLDS	47.948	20	24	REYNOLDS	2:22.568	2:23.474	0.906
21	18	ALBON	1:41.650	18	ALBON	50.527	21	18	ALBON	2:32.177	2:32.483	0.306

Weather / Track : Bright / Dry

Results can be found at www.tsl-timing.com

Snetterton 300

Circuit Length = 2.9689 miles

Start: 17:38 Flag 17:52 End: 17:54

Printed - 17:55 Sunday, 09 June 2019

BMCRC-MRO Championships 2019



BMCRC THUNDERBIKE SPORT

Snetterton 300 Circuit

8th / 9th June 2019



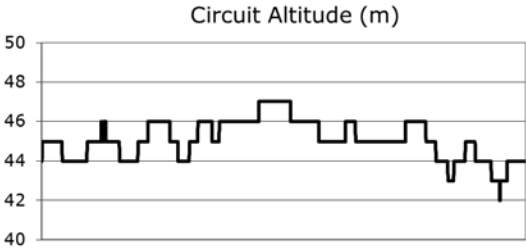
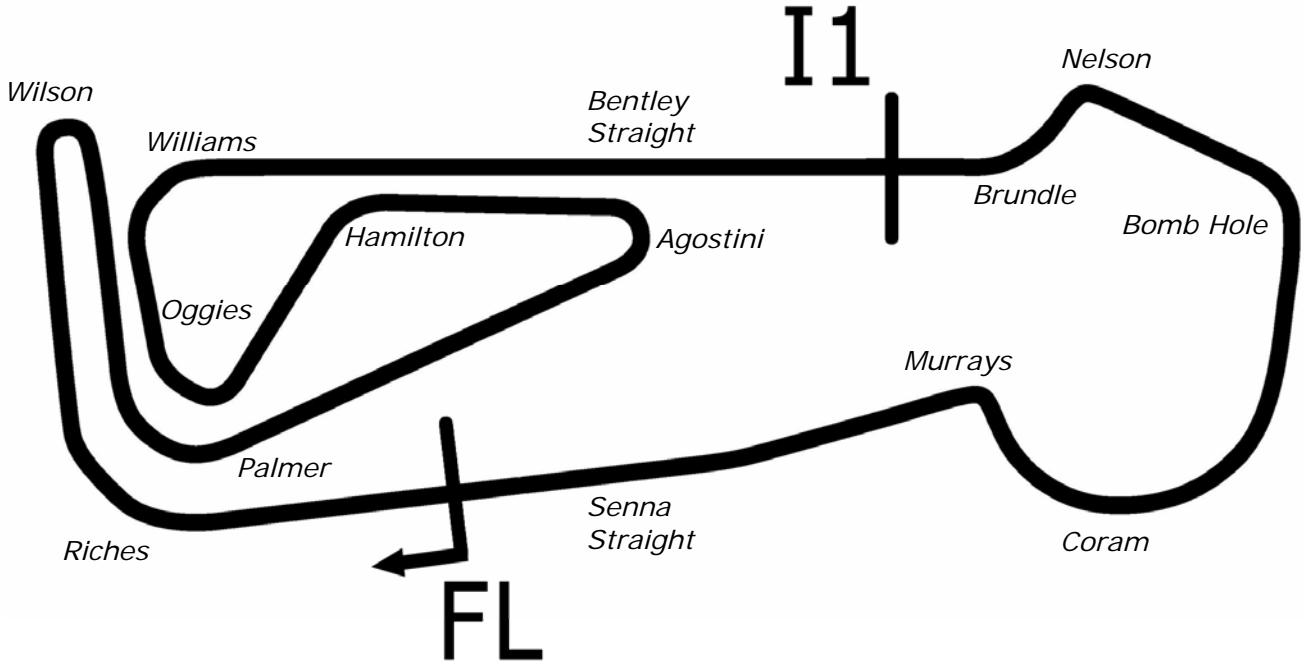
Results Provided by Timing Solutions Ltd
www.tsl-timing.com

Snetterton 300



SPORTS TIMING

TIMING SOLUTIONS LTD



Length	2.9689 miles	4778.0 m	
FL		52.46340 N	0.94476 E
I1	3198m	52.46617 N	0.94964 E
Pit Entry	4572m	52.46364 N	0.94774 E
Pit Exit	40m after FL	52.46338 N	0.94420 E
Pit Entry–Pit Exit 246m, 14.7s @60kph, 11.0s @80kph			

All results available at www.tsl-timing.com

BMCRC - MRO Championships 2019 - Rnd 5 @ Snetterton

BMCRC Thunderbike Sport

QUALIFYING - CLASSIFICATION

POS	NO	CL	PIC NAME	ENTRY	TIME	ON	LAPS	GAP	DIFF	MPH
1	14	A	1 Chris BURRAGE	Kawasaki - Seton tuning	2:28.286	3	3			72.07
2	104	C	1 Alex ROBINSON (R)	Honda - Boa	2:28.810	2	2	0.524	0.524	71.82
3	47	B	1 Thomas WATSON	Yamaha - Motorsportdays.com TEA Time Racing	2:30.373	5	5	2.087	1.563	71.07
4	13	C	2 Wil GREEN	Suzuki - Faith Fueled Racing	2:30.375	5	5	2.089	0.002	71.07
5	54	A	2 Adam JAMISON	Yamaha - AJ Racing	2:30.376	3	3	2.090	0.001	71.07
6	74	B	2 Daniel SINGLETON	Honda - Bambino Developments Racing	2:31.081	2	4	2.795	0.705	70.74
7	85	C	3 Andrew KITE	Ducati - Red Rebel Racing	2:31.250	5	5	2.964	0.169	70.66
8	666	A	3 Shane BEASLEY	Yamaha -	2:31.399	3	5	3.113	0.149	70.59
9	990	B	3 Lee BELLOTTI	Suzuki - My pocket	2:31.969	3	5	3.683	0.570	70.33
10	81	C	4 Malvern MAY	Honda -	2:32.571	4	5	4.285	0.602	70.05
11	76	A	4 Phillip RODGERS	Suzuki - pinbadgelab.co.uk	2:32.703	3	5	4.417	0.132	69.99
12	90	B	4 Edward WATSON	Yamaha - Motorsportdays.com TEA Time Racing	2:33.296	5	5	5.010	0.593	69.72
13	50	C	5 Paul ROBSON	Yamaha - RBProperty services & Environment Lighting	2:33.432	4	5	5.146	0.136	69.66
14	34	C	6 Dan THOMAS (R)	Suzuki -	2:34.002	3	5	5.716	0.570	69.40
15	100	A	5 Craig HOWTON	Honda - Me	2:34.129	4	5	5.843	0.127	69.34
16	171	B	5 Colin CLUNE	Suzuki -	2:34.337	3	5	6.051	0.208	69.25
17	181	C	7 Robert FRANKLIN	Suzuki - RCF GARDENS	2:34.509	5	5	6.223	0.172	69.17
18	48	A	6 Shaun WALLIS	Yamaha - Watling Tyres	2:36.372	4	5	8.086	1.863	68.35
19	191	B	6 James SEATH	Kawasaki - Ovenden Earthmoving	2:36.916	2	5	8.630	0.544	68.11
20	186	A	7 Owen JENNER	Kawasaki - JB motorcycles	2:37.158	5	5	8.872	0.242	68.00
21	17	C	8 Tommy DOWNES (R)	Suzuki - Ray Gnarley/ MoreMoto	2:37.612	5	5	9.326	0.454	67.81
22	0	B	7 Luke STANLEY	Suzuki - Urban Race Tribe	2:37.718	5	5	9.432	0.106	67.76
23	137	A	8 Charlie CRAWT	Suzuki - Pass Bike Motorcycle Training Ltd & Sublime De	2:37.884	5	5	9.598	0.166	67.69
24	36	B	8 Harry FOWLE	Kawasaki -	2:38.232	3	3	9.946	0.348	67.54
25	198	A	9 Steven TOPPING	Yamaha -	2:38.783	1	1	10.497	0.551	67.31
26	33	C	9 Peter PARAPANOS (R)	Honda -	2:39.134	4	5	10.848	0.351	67.16
27	961	B	9 Jack SIM	Yamaha -	2:39.292	4	5	11.006	0.158	67.09
28	551	A	10 Brody CROCKFORD	Yamaha - CPE Motosport	2:39.752	5	5	11.466	0.460	66.90
29	72	B	10 Kevin MILLER	Honda - Mechanical Air Supplies Ltd	2:41.337	5	5	13.051	1.585	66.24
30	84	A	11 Ricardo BRANCO	Yamaha - IMP Racing	2:44.318	4	5	16.032	2.981	65.04
31	101	C	10 Glen TRIPP (R)	Honda - yaki too racing	2:45.097	3	4	16.811	0.779	64.73
32	117	B	11 Jordan HARRIS	Suzuki - Steve Jordan Motorcycles	2:47.846	5	5	19.560	2.749	63.67
33	53	C	11 Tim BANWELL (R)	Yamaha -	2:47.847	3	3	19.561	0.001	63.67
34	37	C	12 Ricky WOODS	Suzuki - T & S Vehicle Repairs	2:48.018	2	4	19.732	0.171	63.61
35	31	A	12 Corey TINKER	Kawasaki - Aquatix-2u Ltd	2:48.144	5	5	19.858	0.126	63.56
36	16	B	12 Geoff LANSDELL	Suzuki - EPG Domestic	2:48.407	3	5	20.121	0.263	63.46
37	119	C	13 Aaron WHITING (R)	Yamaha - Whiting Rail Ltd	2:49.987	3	3	21.701	1.580	62.87
38	77	A	13 Ben CATT	Yamaha -	2:51.226	2	2	22.940	1.239	62.42
39	373	C	14 Robert PRICE (R)	Suzuki -	2:53.985	4	5	25.699	2.759	61.43
40	481	A	14 Clinton KEULDER	Yamaha - My wife	2:56.154	2	2	27.868	2.169	60.67
41	624	C	15 Matthew FEDRICK (R)	Yamaha - Matthew Fedrick farriers ltd	2:56.167	1	1	27.881	0.013	60.67
42	143	B	13 Robert DAVIE	Suzuki -	2:56.958	4	4	28.672	0.791	60.39
43	196	C	16 Emma PETERSON (R)	Yamaha - Plus racing gear, Helmet city Chichester, WG T	3:02.020	3	5	33.734	5.062	58.71
44	41	A	15 Kyal TINKER	Kawasaki - Aquatix-2u Ltd	3:02.600	3	4	34.314	0.580	58.53
45	23	B	14 Joe ELLIS	Kawasaki -	3:24.003	3	4	55.717	21.403	52.39
46	22	A	16 Matthew MAY	Honda - Tliehurst Glass Racing			0			

Snetterton 300

Circuit Length = 2.9689 miles

Start: 09:00 Flag 09:13 End: 09:16

Weather / Track : Cloudy / Wet

These results are provisional until the conclusion of any judicial and technical matters.

Clerk Of Course :	Timekeeper :
-------------------	--------------

Results can be found at www.tsl-timing.com

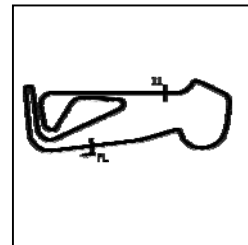
Printed - 09:34 Saturday, 08 June 2019



BMCRC - MRO Championships 2019 - Rnd 5 @ Snetterton

BMCRC Thunderbike Sport

QUALIFYING - SECTOR ANALYSIS



SECTOR 1 = FL to I1, SECTOR 2 = I1 to FL, DIFF = Difference To Personal Best Lap, P = Crossed Finish Line in Pit Lane, D = Time Disallowed

P1 14 A		Chris BURRAGE		Kawasaki - Seton tuning			
IDEAL LAP TIME : 2:28.286		BEST LAP TIME : 2:28.286		DIFFERENCE : 0.000			
LAP	SECTOR 1	SECTOR 2	LAP TIME	MPH	DIFF	TIME OF DAY	
1 -	1:53.954	53.585	2:47.539 (3)	63.79	19.253	09:03:15.956	
2 -	1:40.356	51.415	2:31.771 (2)	70.42	3.485	09:05:47.727	
3 -	1:37.830	50.456	2:28.286 (1)	72.07		09:08:16.013	

P2 104 C		Alex ROBINSON (R)		Honda - Boa			
IDEAL LAP TIME : 2:25.754		BEST LAP TIME : 2:28.810		DIFFERENCE : 3.056			
LAP	SECTOR 1	SECTOR 2	LAP TIME	MPH	DIFF	TIME OF DAY	
1 -	1:52.657	53.266	2:45.923 (2)	64.41	17.113	09:03:13.609	
2 -	1:38.509	50.301	2:28.810 (1)	71.82		09:05:42.419	

P3 47 B		Thomas WATSON		Yamaha - Motorsportdays.com TEA Time Racing			
IDEAL LAP TIME : 2:29.368		BEST LAP TIME : 2:30.373		DIFFERENCE : 1.005			
LAP	SECTOR 1	SECTOR 2	LAP TIME	MPH	DIFF	TIME OF DAY	
1 -	1:49.493	52.174	2:41.667	66.11	11.294	09:03:08.217	
2 -	1:40.335	51.716	2:32.051 (3)	70.29	1.678	09:05:40.268	
3 -	1:38.267	53.247	2:31.514 (2)	70.54	1.141	09:08:11.782	
4 -	1:41.450	51.980	2:33.430	69.66	3.057	09:10:45.212	
5 -	1:39.272	51.101	2:30.373 (1)	71.07		09:13:15.585	

P4 13 C		Wii GREEN		Suzuki - Faith Fueled Racing			
IDEAL LAP TIME : 2:29.318		BEST LAP TIME : 2:30.375		DIFFERENCE : 1.057			
LAP	SECTOR 1	SECTOR 2	LAP TIME	MPH	DIFF	TIME OF DAY	
1 -	1:52.420	53.356	2:45.776	64.47	15.401	09:03:13.723	
2 -	1:41.215	51.805	2:33.020	69.84	2.645	09:05:46.743	
3 -	1:41.238	50.814	2:32.052 (3)	70.29	1.677	09:08:18.795	
4 -	1:40.165	50.350	2:30.515 (2)	71.01	0.140	09:10:49.310	
5 -	1:38.968	51.407	2:30.375 (1)	71.07		09:13:19.685	

P5 54 A		Adam JAMISON		Yamaha - AJ Racing			
IDEAL LAP TIME : 2:30.376		BEST LAP TIME : 2:30.376		DIFFERENCE : 0.000			
LAP	SECTOR 1	SECTOR 2	LAP TIME	MPH	DIFF	TIME OF DAY	
1 -	1:44.512	51.243	2:35.755 (3)	68.62	5.379	09:02:58.297	
2 -	1:39.654	50.841	2:30.495 (2)	71.01	0.119	09:05:28.792	
3 -	1:39.556	50.820	2:30.376 (1)	71.07		09:07:59.168	

P6 74 B		Daniel SINGLETON		Honda - Bambino Developments Racing			
IDEAL LAP TIME : 2:27.698		BEST LAP TIME : 2:31.081		DIFFERENCE : 3.383			
LAP	SECTOR 1	SECTOR 2	LAP TIME	MPH	DIFF	TIME OF DAY	
1 -	1:42.469	52.847	2:35.316 (2)	68.81	4.235	09:03:50.572	
2 -	1:38.589	52.492	2:31.081 (1)	70.74		09:06:21.653	
3 -	3:08.418	IN PIT	6:33.641 P	27.15	4:02.560	09:12:55.294	
4 -	OUTLAP	49.109	2:26.561	72.92		09:15:21.855	

P7 85 C		Andrew KITE		Ducati - Red Rebel Racing			
IDEAL LAP TIME : 2:31.250		BEST LAP TIME : 2:31.250		DIFFERENCE : 0.000			
LAP	SECTOR 1	SECTOR 2	LAP TIME	MPH	DIFF	TIME OF DAY	
1 -	2:00.196	56.881	2:57.077	60.35	25.827	09:03:29.330	
2 -	1:44.880	57.826	2:42.706 (3)	65.68	11.456	09:06:12.036	
3 -	1:48.822	54.899	2:43.721	65.28	12.471	09:08:55.757	
4 -	1:40.074	52.444	2:32.518 (2)	70.07	1.268	09:11:28.275	
5 -	1:38.822	52.428	2:31.250 (1)	70.66		09:13:59.525	

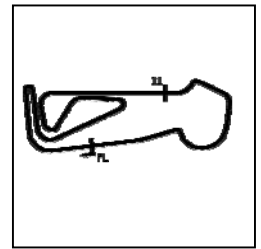
Weather / Track : Cloudy / Wet

Snetterton 300
Circuit Length = 2.9689 miles
Start: 09:00 Flag 09:13 End: 09:16

BMCRC - MRO Championships 2019 - Rnd 5 @ Snetterton

BMCRC Thunderbike Sport

QUALIFYING - SECTOR ANALYSIS



SECTOR 1 = FL to I1, SECTOR 2 = I1 to FL, DIFF = Difference To Personal Best Lap, P = Crossed Finish Line in Pit Lane, D = Time Disallowed

P8 666 A		Shane BEASLEY		Yamaha -		
IDEAL LAP TIME : 2:30.513		BEST LAP TIME : 2:31.399		DIFFERENCE : 0.886		
LAP	SECTOR 1	SECTOR 2	LAP TIME	MPH	DIFF	TIME OF DAY
1 -	1:47.375	55.175	2:42.550	65.75	11.151	09:03:07.504
2 -	1:40.482	52.518	2:33.000	69.85	1.601	09:05:40.504
3 -	1:38.810	52.589	2:31.399 (1)	70.59		09:08:11.903
4 -	1:39.898	51.703	2:31.601 (2)	70.50	0.202	09:10:43.504
5 -	1:40.523	51.875	2:32.398 (3)	70.13	0.999	09:13:15.902

P9 990 B		Lee BELLOTTI		Suzuki - My pocket		
IDEAL LAP TIME : 2:30.218		BEST LAP TIME : 2:31.969		DIFFERENCE : 1.751		
LAP	SECTOR 1	SECTOR 2	LAP TIME	MPH	DIFF	TIME OF DAY
1 -	1:58.191	55.709	2:53.900	61.46	21.931	09:03:25.639
2 -	1:44.414	53.374	2:37.788	67.73	5.819	09:06:03.427
3 -	1:39.060	52.909	2:31.969 (1)	70.33		09:08:35.396
4 -	1:42.944	52.594	2:35.538 (3)	68.71	3.569	09:11:10.934
5 -	1:42.225	51.158	2:33.383 (2)	69.68	1.414	09:13:44.317

P10 81 C		Malvern MAY		Honda -		
IDEAL LAP TIME : 2:31.352		BEST LAP TIME : 2:32.571		DIFFERENCE : 1.219		
LAP	SECTOR 1	SECTOR 2	LAP TIME	MPH	DIFF	TIME OF DAY
1 -	2:01.692	55.849	2:57.541	60.20	24.970	09:03:27.417
2 -	1:45.551	54.049	2:39.600 (3)	66.96	7.029	09:06:07.017
3 -	1:41.780	50.942	2:32.722 (2)	69.98	0.151	09:08:39.739
4 -	1:40.410	52.161	2:32.571 (1)	70.05		09:11:12.310
5 -	1:47.790	55.344	2:43.134	65.51	10.563	09:13:55.444

P11 76 A		Phillip RODGERS		Suzuki - pinbadgelab.co.uk		
IDEAL LAP TIME : 2:32.336		BEST LAP TIME : 2:32.703		DIFFERENCE : 0.367		
LAP	SECTOR 1	SECTOR 2	LAP TIME	MPH	DIFF	TIME OF DAY
1 -	1:56.518	54.156	2:50.674	62.62	17.971	09:03:25.455
2 -	1:45.725	53.109	2:38.834	67.29	6.131	09:06:04.289
3 -	1:40.404	52.299	2:32.703 (1)	69.99		09:08:36.992
4 -	1:41.337	51.932	2:33.269 (2)	69.73	0.566	09:11:10.261
5 -	1:42.163	51.974	2:34.137 (3)	69.34	1.434	09:13:44.398

P12 90 B		Edward WATSON		Yamaha - Motorsportdays.com TEA Time Racing		
IDEAL LAP TIME : 2:32.861		BEST LAP TIME : 2:33.296		DIFFERENCE : 0.435		
LAP	SECTOR 1	SECTOR 2	LAP TIME	MPH	DIFF	TIME OF DAY
1 -	1:45.244	53.326	2:38.570	67.40	5.274	09:03:02.791
2 -	1:41.051	52.967	2:34.018 (3)	69.39	0.722	09:05:36.809
3 -	1:41.058	54.975	2:36.033	68.49	2.737	09:08:12.842
4 -	1:41.622	52.101	2:33.723 (2)	69.52	0.427	09:10:46.565
5 -	1:40.760	52.536	2:33.296 (1)	69.72		09:13:19.861

P13 50 C		Paul ROBSON		Yamaha - RBProperty services & Environment Lighting		
IDEAL LAP TIME : 2:33.432		BEST LAP TIME : 2:33.432		DIFFERENCE : 0.000		
LAP	SECTOR 1	SECTOR 2	LAP TIME	MPH	DIFF	TIME OF DAY
1 -	1:54.287	56.712	2:50.999	62.50	17.567	09:03:22.913
2 -	1:45.750	53.477	2:39.227	67.12	5.795	09:06:02.140
3 -	1:41.949	53.189	2:35.138 (2)	68.89	1.706	09:08:37.278
4 -	1:40.824	52.608	2:33.432 (1)	69.66		09:11:10.710
5 -	1:43.344	53.381	2:36.725 (3)	68.19	3.293	09:13:47.435

P14 34 C		Dan THOMAS (R)		Suzuki -		
IDEAL LAP TIME : 2:34.002		BEST LAP TIME : 2:34.002		DIFFERENCE : 0.000		
LAP	SECTOR 1	SECTOR 2	LAP TIME	MPH	DIFF	TIME OF DAY
1 -	1:54.287	56.712	2:50.999	62.50	17.567	09:03:22.913
2 -	1:45.750	53.477	2:39.227	67.12	5.795	09:06:02.140
3 -	1:41.949	53.189	2:35.138 (2)	68.89	1.706	09:08:37.278
4 -	1:40.824	52.608	2:33.432 (1)	69.66		09:11:10.710
5 -	1:43.344	53.381	2:36.725 (3)	68.19	3.293	09:13:47.435

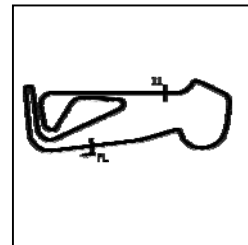
Weather / Track : Cloudy / Wet

Snetterton 300
Circuit Length = 2.9689 miles
Start: 09:00 Flag 09:13 End: 09:16

BMCRC - MRO Championships 2019 - Rnd 5 @ Snetterton

BMCRC Thunderbike Sport

QUALIFYING - SECTOR ANALYSIS



SECTOR 1 = FL to I1, SECTOR 2 = I1 to FL, DIFF = Difference To Personal Best Lap, P = Crossed Finish Line in Pit Lane, D = Time Disallowed

1 -	1:53.147	54.155	2:47.302	63.88	13.300	09:04:27.453
2 -	1:52.378	56.596	2:48.974	63.25	14.972	09:07:16.427
3 -	1:41.155	52.847	2:34.002 (1)	69.40		09:09:50.429
4 -	1:42.664	54.499	2:37.163 (2)	68.00	3.161	09:12:27.592
5 -	1:42.866	54.874	2:37.740 (3)	67.75	3.738	09:15:05.332

P15 100 A		Craig HOWTON		Honda - Me		
IDEAL LAP TIME : 2:33.890		BEST LAP TIME : 2:34.129		DIFFERENCE : 0.239		
LAP	SECTOR 1	SECTOR 2	LAP TIME	MPH	DIFF	TIME OF DAY
1 -	1:52.666	54.225	2:46.891	64.04	12.762	09:03:24.154
2 -	1:43.549	51.550	2:35.099 (2)	68.91	0.970	09:05:59.253
3 -	1:42.461	53.099	2:35.560 (3)	68.70	1.431	09:08:34.813
4 -	1:42.340	51.789	2:34.129 (1)	69.34		09:11:08.942
5 -	1:44.564	51.830	2:36.394	68.34	2.265	09:13:45.336

P16 171 B		Colin CLUNE		Suzuki -		
IDEAL LAP TIME : 2:33.984		BEST LAP TIME : 2:34.337		DIFFERENCE : 0.353		
LAP	SECTOR 1	SECTOR 2	LAP TIME	MPH	DIFF	TIME OF DAY
1 -	1:51.364	53.888	2:45.252	64.67	10.915	09:03:11.233
2 -	1:41.892	52.823	2:34.715 (2)	69.08	0.378	09:05:45.948
3 -	1:42.245	52.092	2:34.337 (1)	69.25		09:08:20.285
4 -	1:42.256	54.309	2:36.565	68.26	2.228	09:10:56.850
5 -	1:42.858	52.463	2:35.321 (3)	68.81	0.984	09:13:32.171

P17 181 C		Robert FRANKLIN		Suzuki - RCF GARDENS		
IDEAL LAP TIME : 2:34.509		BEST LAP TIME : 2:34.509		DIFFERENCE : 0.000		
LAP	SECTOR 1	SECTOR 2	LAP TIME	MPH	DIFF	TIME OF DAY
1 -	1:57.200	55.062	2:52.262	62.04	17.753	09:03:26.580
2 -	1:46.617	57.798	2:44.415	65.00	9.906	09:06:10.995
3 -	1:48.362	53.594	2:41.956 (3)	65.99	7.447	09:08:52.951
4 -	1:43.546	53.019	2:36.565 (2)	68.26	2.056	09:11:29.516
5 -	1:42.409	52.100	2:34.509 (1)	69.17		09:14:04.025

P18 48 A		Shaun WALLIS		Yamaha - Watling Tyres		
IDEAL LAP TIME : 2:36.372		BEST LAP TIME : 2:36.372		DIFFERENCE : 0.000		
LAP	SECTOR 1	SECTOR 2	LAP TIME	MPH	DIFF	TIME OF DAY
1 -	1:51.716	55.734	2:47.450	63.82	11.078	09:03:12.059
2 -	1:44.024	54.303	2:38.327 (2)	67.50	1.955	09:05:50.386
3 -	1:43.693	55.212	2:38.905 (3)	67.26	2.533	09:08:29.291
4 -	1:42.754	53.618	2:36.372 (1)	68.35		09:11:05.663
5 -	1:45.639	53.869	2:39.508	67.00	3.136	09:13:45.171

P19 191 B		James SEATH		Kawasaki - Ovenden Earthmoving		
IDEAL LAP TIME : 2:36.916		BEST LAP TIME : 2:36.916		DIFFERENCE : 0.000		
LAP	SECTOR 1	SECTOR 2	LAP TIME	MPH	DIFF	TIME OF DAY
1 -	1:50.289	54.593	2:44.882	64.82	7.966	09:03:08.111
2 -	1:43.292	53.624	2:36.916 (1)	68.11		09:05:45.027
3 -	1:45.323	54.001	2:39.324 (3)	67.08	2.408	09:08:24.351
4 -	1:44.106	53.753	2:37.859 (2)	67.70	0.943	09:11:02.210
5 -	1:47.589	53.625	2:41.214	66.29	4.298	09:13:43.424

P20 186 A		Owen JENNER		Kawasaki - JB motorcycles		
IDEAL LAP TIME : 2:36.959		BEST LAP TIME : 2:37.158		DIFFERENCE : 0.199		
LAP	SECTOR 1	SECTOR 2	LAP TIME	MPH	DIFF	TIME OF DAY
1 -	1:53.602	1:02.555	2:56.157	60.67	18.999	09:03:21.516
2 -	1:47.924	1:13.495	3:01.419	58.91	24.261	09:06:22.935
3 -	1:45.897	54.470	2:40.367 (3)	66.64	3.209	09:09:03.302
4 -	1:44.252	53.222	2:37.474 (2)	67.87	0.316	09:11:40.776

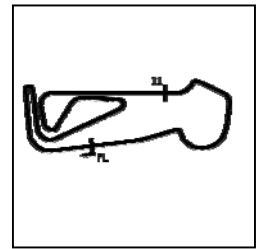
Weather / Track : Cloudy / Wet

Snetterton 300
Circuit Length = 2.9689 miles
Start: 09:00 Flag 09:13 End: 09:16

BMCRC - MRO Championships 2019 - Rnd 5 @ Snetterton

BMCRC Thunderbike Sport

QUALIFYING - SECTOR ANALYSIS



SECTOR 1 = FL to I1, SECTOR 2 = I1 to FL, DIFF = Difference To Personal Best Lap, P = Crossed Finish Line in Pit Lane, D = Time Disallowed

5 - 1:44.451 52.707 2:37.158 (1) 68.00 09:14:17.934

P21 17 C Tommy DOWNES (R)			Suzuki - Ray Gnarley/ MoreMoto			
IDEAL LAP TIME : 2:37.280		BEST LAP TIME : 2:37.612		DIFFERENCE : 0.332		
LAP	SECTOR 1	SECTOR 2	LAP TIME	MPH	DIFF	TIME OF DAY
1 -	1:56.855	58.387	2:55.242	60.99	17.630	09:03:21.861
2 -	1:48.967	55.175	2:44.142	65.11	6.530	09:06:06.003
3 -	1:43.567	54.051	2:37.618 (2)	67.81	0.006	09:08:43.621
4 -	1:44.546	53.907	2:38.453 (3)	67.45	0.841	09:11:22.074
5 -	1:43.899	53.713	2:37.612 (1)	67.81		09:13:59.686

P22 0 B Luke STANLEY			Suzuki - Urban Race Tribe			
IDEAL LAP TIME : 2:37.718		BEST LAP TIME : 2:37.718		DIFFERENCE : 0.000		
LAP	SECTOR 1	SECTOR 2	LAP TIME	MPH	DIFF	TIME OF DAY
1 -	1:54.502	56.483	2:50.985	62.50	13.267	09:03:24.058
2 -	1:45.429	54.121	2:39.550	66.98	1.832	09:06:03.608
3 -	1:45.497	53.663	2:39.160 (3)	67.15	1.442	09:08:42.768
4 -	1:44.713	53.882	2:38.595 (2)	67.39	0.877	09:11:21.363
5 -	1:44.465	53.253	2:37.718 (1)	67.76		09:13:59.081

P23 137 A Charlie CRAWT			Suzuki - Pass Bike Motorcycle Training Ltd & Sublime Designs			
IDEAL LAP TIME : 2:37.860		BEST LAP TIME : 2:37.884		DIFFERENCE : 0.024		
LAP	SECTOR 1	SECTOR 2	LAP TIME	MPH	DIFF	TIME OF DAY
1 -	1:55.110	1:11.360	3:06.470	57.31	28.586	09:04:09.663
2 -	1:49.675	56.341	2:46.016	64.37	8.132	09:06:55.679
3 -	1:46.161	55.529	2:41.690 (3)	66.10	3.806	09:09:37.369
4 -	1:44.037	54.037	2:38.074 (2)	67.61	0.190	09:12:15.443
5 -	1:44.061	53.823	2:37.884 (1)	67.69		09:14:53.327

P24 36 B Harry FOWLE			Kawasaki -			
IDEAL LAP TIME : 2:38.232		BEST LAP TIME : 2:38.232		DIFFERENCE : 0.000		
LAP	SECTOR 1	SECTOR 2	LAP TIME	MPH	DIFF	TIME OF DAY
1 -	OUTLAP	57.252	2:51.000	62.50	12.768	09:08:13.523
2 -	1:45.920	53.939	2:39.859 (2)	66.85	1.627	09:10:53.382
3 -	1:44.436	53.796	2:38.232 (1)	67.54		09:13:31.614

P25 198 A Steven TOPPING			Yamaha -			
IDEAL LAP TIME : 2:28.387		BEST LAP TIME : 2:38.783		DIFFERENCE : 10.396		
LAP	SECTOR 1	SECTOR 2	LAP TIME	MPH	DIFF	TIME OF DAY
1 -	1:47.132	51.651	2:38.783 (1)	67.31		09:03:01.900

P26 33 C Peter PARAPANOS (R)			Honda -			
IDEAL LAP TIME : 2:38.896		BEST LAP TIME : 2:39.134		DIFFERENCE : 0.238		
LAP	SECTOR 1	SECTOR 2	LAP TIME	MPH	DIFF	TIME OF DAY
1 -	1:55.966	59.430	2:55.396	60.93	16.262	09:03:24.652
2 -	1:49.093	57.689	2:46.782	64.08	7.648	09:06:11.434
3 -	1:49.499	55.425	2:44.924 (3)	64.80	5.790	09:08:56.358
4 -	1:45.152	53.982	2:39.134 (1)	67.16		09:11:35.492
5 -	1:48.942	53.744	2:42.686 (2)	65.69	3.552	09:14:18.178

P27 961 B Jack SIM			Yamaha -			
IDEAL LAP TIME : 2:38.232		BEST LAP TIME : 2:39.292		DIFFERENCE : 1.060		
LAP	SECTOR 1	SECTOR 2	LAP TIME	MPH	DIFF	TIME OF DAY
1 -	1:50.781	54.830	2:45.611	64.53	6.319	09:03:06.899
2 -	1:45.151	54.354	2:39.505 (3)	67.00	0.213	09:05:46.404
3 -	1:44.153	55.165	2:39.318 (2)	67.08	0.026	09:08:25.722
4 -	1:44.577	54.715	2:39.292 (1)	67.09		09:11:05.014

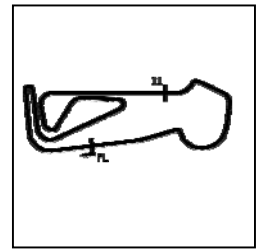
Weather / Track : Cloudy / Wet

Snetterton 300
Circuit Length = 2.9689 miles
Start: 09:00 Flag 09:13 End: 09:16

BMCRC - MRO Championships 2019 - Rnd 5 @ Snetterton

BMCRC Thunderbike Sport

QUALIFYING - SECTOR ANALYSIS



SECTOR 1 = FL to I1, SECTOR 2 = I1 to FL, DIFF = Difference To Personal Best Lap, P = Crossed Finish Line in Pit Lane, D = Time Disallowed

5 - 1:45.637 **54.079** 2:39.716 66.91 0.424 09:13:44.730

P28	551 A	Brody CROCKFORD	Yamaha - CPE Motosport			
IDEAL LAP TIME : 2:38.810		BEST LAP TIME : 2:39.752		DIFFERENCE : 0.942		

LAP	SECTOR 1	SECTOR 2	LAP TIME	MPH	DIFF	TIME OF DAY
1 -	2:00.882	58.355	2:59.237	59.63	19.485	09:03:32.566
2 -	1:50.039	55.311	2:45.350	64.63	5.598	09:06:17.916
3 -	1:47.287	54.517	2:41.804 (3)	66.05	2.052	09:08:59.720
4 -	1:45.257	54.582	2:39.839 (2)	66.86	0.087	09:11:39.559
5 -	1:46.199	53.553	2:39.752 (1)	66.90		09:14:19.311

P29	72 B	Kevin MILLER	Honda - Mechanical Air Supplies Ltd			
IDEAL LAP TIME : 2:41.159		BEST LAP TIME : 2:41.337		DIFFERENCE : 0.178		

LAP	SECTOR 1	SECTOR 2	LAP TIME	MPH	DIFF	TIME OF DAY
1 -	1:58.636	59.287	2:57.923	60.07	16.586	09:03:21.977
2 -	1:50.202	57.836	2:48.038 (3)	63.60	6.701	09:06:10.015
3 -	1:50.970	57.540	2:48.510	63.42	7.173	09:08:58.525
4 -	1:48.213	54.985	2:43.198 (2)	65.49	1.861	09:11:41.723
5 -	1:46.174	55.163	2:41.337 (1)	66.24		09:14:23.060

P30	84 A	Ricardo BRANCO	Yamaha - IMP Racing			
IDEAL LAP TIME : 2:44.318		BEST LAP TIME : 2:44.318		DIFFERENCE : 0.000		

LAP	SECTOR 1	SECTOR 2	LAP TIME	MPH	DIFF	TIME OF DAY
1 -	1:55.347	59.052	2:54.399	61.28	10.081	09:03:22.980
2 -	1:50.210	58.356	2:48.566 (3)	63.40	4.248	09:06:11.546
3 -	1:49.969	57.977	2:47.946 (2)	63.63	3.628	09:08:59.492
4 -	1:48.320	55.998	2:44.318 (1)	65.04		09:11:43.810
5 -	1:51.547	58.252	2:49.799	62.94	5.481	09:14:33.609

P31	101 C	Glen TRIPP (R)	Honda - yaki too racing			
IDEAL LAP TIME : 2:43.565		BEST LAP TIME : 2:45.097		DIFFERENCE : 1.532		

LAP	SECTOR 1	SECTOR 2	LAP TIME	MPH	DIFF	TIME OF DAY
1 -	OUTLAP	1:00.106	2:58.555	59.85	13.458	09:06:08.825
2 -	1:50.363	56.667	2:47.030 (2)	63.98	1.933	09:08:55.855
3 -	1:46.898	58.199	2:45.097 (1)	64.73		09:11:40.952
4 -	1:52.448	57.015	2:49.463 (3)	63.07	4.366	09:14:30.415

P32	117 B	Jordan HARRIS	Suzuki - Steve Jordan Motorcycles			
IDEAL LAP TIME : 2:47.846		BEST LAP TIME : 2:47.846		DIFFERENCE : 0.000		

LAP	SECTOR 1	SECTOR 2	LAP TIME	MPH	DIFF	TIME OF DAY
1 -	2:04.142	1:03.603	3:07.745	56.92	19.899	09:04:08.926
2 -	2:00.159	59.112	2:59.271	59.61	11.425	09:07:08.197
3 -	1:55.020	59.277	2:54.297 (3)	61.32	6.451	09:10:02.494
4 -	1:53.744	59.497	2:53.241 (2)	61.69	5.395	09:12:55.735
5 -	1:50.899	56.947	2:47.846 (1)	63.67		09:15:43.581

P33	53 C	Tim BANWELL (R)	Yamaha -			
IDEAL LAP TIME : 2:47.847		BEST LAP TIME : 2:47.847		DIFFERENCE : 0.000		

LAP	SECTOR 1	SECTOR 2	LAP TIME	MPH	DIFF	TIME OF DAY
1 -	2:09.702	1:02.263	3:11.965 (3)	55.67	24.118	09:03:49.364
2 -	1:56.733	57.275	2:54.008 (2)	61.42	6.161	09:06:43.372
3 -	1:51.510	56.337	2:47.847 (1)	63.67		09:09:31.219

P34	37 C	Ricky WOODS	Suzuki - T & S Vehicle Repairs			
IDEAL LAP TIME : 2:48.018		BEST LAP TIME : 2:48.018		DIFFERENCE : 0.000		

LAP	SECTOR 1	SECTOR 2	LAP TIME	MPH	DIFF	TIME OF DAY
1 -	2:00.040	58.224	2:58.264	59.95	10.246	09:03:32.527

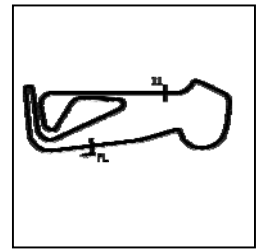
Weather / Track : Cloudy / Wet

Snetterton 300
Circuit Length = 2.9689 miles
Start: 09:00 Flag 09:13 End: 09:16

BMCRC - MRO Championships 2019 - Rnd 5 @ Snetterton

BMCRC Thunderbike Sport

QUALIFYING - SECTOR ANALYSIS



SECTOR 1 = FL to I1, SECTOR 2 = I1 to FL, DIFF = Difference To Personal Best Lap, P = Crossed Finish Line in Pit Lane, D = Time Disallowed

2 -	1:50.977	57.041	2:48.018 (1)	63.61		09:06:20.545
3 -	1:52.151	58.546	2:50.697 (2)	62.61	2.679	09:09:11.242
4 -	1:54.350	57.227	2:51.577 (3)	62.29	3.559	09:12:02.819

P35	31 A	Corey TINKER	Kawasaki - Aquatix-2u Ltd			
IDEAL LAP TIME : 2:47.626		BEST LAP TIME : 2:48.144	DIFFERENCE : 0.518			
LAP	SECTOR 1	SECTOR 2	LAP TIME	MPH	DIFF	TIME OF DAY
1 -	2:14.563	1:02.214	3:16.777	54.31	28.633	09:04:03.875
2 -	1:59.096	58.218	2:57.314	60.27	9.170	09:07:01.189
3 -	1:53.874	58.672	2:52.546 (3)	61.94	4.402	09:09:53.735
4 -	1:52.661	56.318	2:48.979 (2)	63.25	0.835	09:12:42.714
5 -	1:53.179	54.965	2:48.144 (1)	63.56		09:15:30.858

P36	16 B	Geoff LANSDELL	Suzuki - EPG Domestic			
IDEAL LAP TIME : 2:48.138		BEST LAP TIME : 2:48.407	DIFFERENCE : 0.269			
LAP	SECTOR 1	SECTOR 2	LAP TIME	MPH	DIFF	TIME OF DAY
1 -	2:10.325	1:02.541	3:12.866	55.41	24.459	09:03:49.298
2 -	1:59.524	1:00.854	3:00.378	59.25	11.971	09:06:49.676
3 -	1:51.102	57.305	2:48.407 (1)	63.46		09:09:38.083
4 -	1:51.444	59.422	2:50.866 (3)	62.55	2.459	09:12:28.949
5 -	1:51.739	57.036	2:48.775 (2)	63.32	0.368	09:15:17.724

P37	119 C	Aaron WHITING (R)	Yamaha - Whiting Rail Ltd			
IDEAL LAP TIME : 2:49.987		BEST LAP TIME : 2:49.987	DIFFERENCE : 0.000			
LAP	SECTOR 1	SECTOR 2	LAP TIME	MPH	DIFF	TIME OF DAY
1 -	2:08.326	1:02.990	3:11.316 (3)	55.86	21.329	09:03:53.005
2 -	1:59.709	59.647	2:59.356 (2)	59.59	9.369	09:06:52.361
3 -	1:52.317	57.670	2:49.987 (1)	62.87		09:09:42.348

P38	77 A	Ben CATT	Yamaha -			
IDEAL LAP TIME : 2:51.226		BEST LAP TIME : 2:51.226	DIFFERENCE : 0.000			
LAP	SECTOR 1	SECTOR 2	LAP TIME	MPH	DIFF	TIME OF DAY
1 -	OUTLAP	1:00.918	3:01.670	58.83	10.444	09:11:02.072
2 -	1:54.712	56.514	2:51.226 (1)	62.42		09:13:53.298

P39	373 C	Robert PRICE (R)	Suzuki -			
IDEAL LAP TIME : 2:52.716		BEST LAP TIME : 2:53.985	DIFFERENCE : 1.269			
LAP	SECTOR 1	SECTOR 2	LAP TIME	MPH	DIFF	TIME OF DAY
1 -	2:08.921	1:02.593	3:11.514	55.80	17.529	09:03:50.902
2 -	1:57.013	59.379	2:56.392 (3)	60.59	2.407	09:06:47.294
3 -	1:55.980	59.999	2:55.979 (2)	60.73	1.994	09:09:43.273
4 -	1:54.372	59.613	2:53.985 (1)	61.43		09:12:37.258
5 -	1:58.503	58.344	2:56.847	60.43	2.862	09:15:34.105

P40	481 A	Clinton KEULDER	Yamaha - My wife			
IDEAL LAP TIME : 2:49.841		BEST LAP TIME : 2:56.154	DIFFERENCE : 6.313			
LAP	SECTOR 1	SECTOR 2	LAP TIME	MPH	DIFF	TIME OF DAY
1 -	2:02.356	59.139	3:01.495 (2)	58.88	5.341	09:03:37.426
2 -	1:50.702	1:05.452	2:56.154 (1)	60.67		09:06:33.580

P41	624 C	Matthew FEDRICK (R)	Yamaha - Matthew Fedrick farriers ltd			
IDEAL LAP TIME : 2:56.167		BEST LAP TIME : 2:56.167	DIFFERENCE : 0.000			
LAP	SECTOR 1	SECTOR 2	LAP TIME	MPH	DIFF	TIME OF DAY
1 -	1:59.292	56.875	2:56.167 (1)	60.67		09:03:31.772

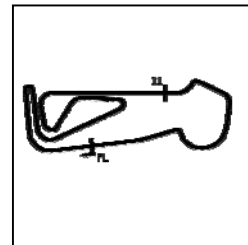
Weather / Track : Cloudy / Wet

Snetterton 300
Circuit Length = 2.9689 miles
Start: 09:00 Flag 09:13 End: 09:16

BMCRC - MRO Championships 2019 - Rnd 5 @ Snetterton

BMCRC Thunderbike Sport

QUALIFYING - SECTOR ANALYSIS



SECTOR 1 = FL to I1, SECTOR 2 = I1 to FL, DIFF = Difference To Personal Best Lap, P = Crossed Finish Line in Pit Lane, D = Time Disallowed

P42 143 B		Robert DAVIE		Suzuki -		
IDEAL LAP TIME : 2:56.039		BEST LAP TIME : 2:56.958		DIFFERENCE : 0.919		
LAP	SECTOR 1	SECTOR 2	LAP TIME	MPH	DIFF	TIME OF DAY
1 -	OUTLAP	1:02.160	3:06.373	57.34	9.415	09:05:02.166
2 -	1:57.716	1:01.506	2:59.222 (3)	59.63	2.264	09:08:01.388
3 -	1:59.061	59.681	2:58.742 (2)	59.79	1.784	09:11:00.130
4 -	1:56.358	1:00.600	2:56.958 (1)	60.39		09:13:57.088

P43 196 C		Emma PETERSON (R)		Yamaha - Plus racing gear, Helmet city Chichester, WG Tyres B		
IDEAL LAP TIME : 3:02.020		BEST LAP TIME : 3:02.020		DIFFERENCE : 0.000		
LAP	SECTOR 1	SECTOR 2	LAP TIME	MPH	DIFF	TIME OF DAY
1 -	2:13.512	1:02.866	3:16.378	54.42	14.358	09:03:47.943
2 -	2:00.616	1:03.306	3:03.922 (2)	58.11	1.902	09:06:51.865
3 -	1:59.830	1:02.190	3:02.020 (1)	58.71		09:09:53.885
4 -	2:00.140	1:07.415	3:07.555	56.98	5.535	09:13:01.440
5 -	2:02.713	1:03.527	3:06.240 (3)	57.38	4.220	09:16:07.680

P44 41 A		Kyal TINKER		Kawasaki - Aquatix-2u Ltd		
IDEAL LAP TIME : 3:02.492		BEST LAP TIME : 3:02.600		DIFFERENCE : 0.108		
LAP	SECTOR 1	SECTOR 2	LAP TIME	MPH	DIFF	TIME OF DAY
1 -	2:17.092	1:05.477	3:22.569	52.76	19.969	09:04:07.454
2 -	2:06.655	1:01.045	3:07.700 (3)	56.94	5.100	09:07:15.154
3 -	2:02.185	1:00.415	3:02.600 (1)	58.53		09:10:17.754
4 -	2:02.428	1:00.307	3:02.735 (2)	58.48	0.135	09:13:20.489

P45 23 B		Joe ELLIS		Kawasaki -		
IDEAL LAP TIME : 3:22.758		BEST LAP TIME : 3:24.003		DIFFERENCE : 1.245		
LAP	SECTOR 1	SECTOR 2	LAP TIME	MPH	DIFF	TIME OF DAY
1 -	2:27.694	IN PIT	4:20.721 P	40.99	56.718	09:04:52.831
2 -	OUTLAP	1:09.196	3:24.137	52.35	0.134	09:08:16.968
3 -	2:13.562	1:10.441	3:24.003 (1)	52.39		09:11:40.971
4 -	2:18.919	1:11.827	3:30.746 (2)	50.71	6.743	09:15:11.717

BMCRC - MRO Championships 2019 - Rnd 5 @ Snetterton

BMCRC Thunderbike Sport

QUALIFYING - BEST SECTORS

SECTOR 1				SECTOR 2				IDEAL / BEST COMPARISON				
POS	NO	NAME	TIME	NO	NAME	TIME	POS	NO	NAME	IDEAL	BEST	DIFF
1	104	ROBINSON (R)	1:35.453	74	SINGLETON	49.109	1	104	ROBINSON (R)	2:25.754	2:28.810	3.056
2	198	TOPPING	1:36.736	104	ROBINSON (R)	50.301	2	74	SINGLETON	2:27.698	2:31.081	3.383
3	14	BURRAGE	1:37.830	13	GREEN	50.350	3	14	BURRAGE	2:28.286	2:28.286	0.000
4	47	WATSON	1:38.267	14	BURRAGE	50.456	4	198	TOPPING	2:28.387	2:38.783	10.396
5	74	SINGLETON	1:38.589	54	JAMISON	50.820	5	13	GREEN	2:29.318	2:30.375	1.057
6	666	BEASLEY	1:38.810	81	MAY	50.942	6	47	WATSON	2:29.368	2:30.373	1.005
7	85	KITE	1:38.822	47	WATSON	51.101	7	990	BELLOTTI	2:30.218	2:31.969	1.751
8	13	GREEN	1:38.968	990	BELLOTTI	51.158	8	54	JAMISON	2:30.376	2:30.376	0.000
9	990	BELLOTTI	1:39.060	100	HOWTON	51.550	9	666	BEASLEY	2:30.513	2:31.399	0.886
10	54	JAMISON	1:39.556	198	TOPPING	51.651	10	85	KITE	2:31.250	2:31.250	0.000
11	76	RODGERS	1:40.404	666	BEASLEY	51.703	11	81	MAY	2:31.352	2:32.571	1.219
12	81	MAY	1:40.410	76	RODGERS	51.932	12	76	RODGERS	2:32.336	2:32.703	0.367
13	90	WATSON	1:40.760	171	CLUNE	52.092	13	90	WATSON	2:32.861	2:33.296	0.435
14	50	ROBSON	1:40.824	181	FRANKLIN	52.100	14	50	ROBSON	2:33.432	2:33.432	0.000
15	34	THOMAS (R)	1:41.155	90	WATSON	52.101	15	100	HOWTON	2:33.890	2:34.129	0.239
16	171	CLUNE	1:41.892	85	KITE	52.428	16	171	CLUNE	2:33.984	2:34.337	0.353
17	100	HOWTON	1:42.340	50	ROBSON	52.608	17	34	THOMAS (R)	2:34.002	2:34.002	0.000
18	181	FRANKLIN	1:42.409	186	JENNER	52.707	18	181	FRANKLIN	2:34.509	2:34.509	0.000
19	48	WALLIS	1:42.754	34	THOMAS (R)	52.847	19	48	WALLIS	2:36.372	2:36.372	0.000
20	191	SEATH	1:43.292	0	STANLEY	53.253	20	191	SEATH	2:36.916	2:36.916	0.000
21	17	DOWNES (R)	1:43.567	551	CROCKFORD	53.553	21	186	JENNER	2:36.959	2:37.158	0.199
22	137	CRAWT	1:44.037	48	WALLIS	53.618	22	17	DOWNES (R)	2:37.280	2:37.612	0.332
23	961	SIM	1:44.153	191	SEATH	53.624	23	0	STANLEY	2:37.718	2:37.718	0.000
24	186	JENNER	1:44.252	17	DOWNES (R)	53.713	24	137	CRAWT	2:37.860	2:37.884	0.024
25	36	FOWLE	1:44.436	33	PARAPANOS (R)	53.744	25	36	FOWLE	2:38.232	2:38.232	0.000
26	0	STANLEY	1:44.465	36	FOWLE	53.796	26	961	SIM	2:38.232	2:39.292	1.060
27	33	PARAPANOS (R)	1:45.152	137	CRAWT	53.823	27	551	CROCKFORD	2:38.810	2:39.752	0.942
28	551	CROCKFORD	1:45.257	961	SIM	54.079	28	33	PARAPANOS (R)	2:38.896	2:39.134	0.238
29	72	MILLER	1:46.174	31	TINKER	54.965	29	72	MILLER	2:41.159	2:41.337	0.178
30	101	TRIPP (R)	1:46.898	72	MILLER	54.985	30	101	TRIPP (R)	2:43.565	2:45.097	1.532
31	84	BRANCO	1:48.320	84	BRANCO	55.998	31	84	BRANCO	2:44.318	2:44.318	0.000
32	481	KEULDER	1:50.702	53	BANWELL (R)	56.337	32	31	TINKER	2:47.626	2:48.144	0.518
33	117	HARRIS	1:50.899	77	CATT	56.514	33	117	HARRIS	2:47.846	2:47.846	0.000
34	37	WOODS	1:50.977	101	TRIPP (R)	56.667	34	53	BANWELL (R)	2:47.847	2:47.847	0.000
35	16	LANSDELL	1:51.102	624	FEDRICK (R)	56.875	35	37	WOODS	2:48.018	2:48.018	0.000
36	53	BANWELL (R)	1:51.510	117	HARRIS	56.947	36	16	LANSDELL	2:48.138	2:48.407	0.269
37	119	WHITING (R)	1:52.317	16	LANSDELL	57.036	37	481	KEULDER	2:49.841	2:56.154	6.313
38	31	TINKER	1:52.661	37	WOODS	57.041	38	119	WHITING (R)	2:49.987	2:49.987	0.000
39	373	PRICE (R)	1:54.372	119	WHITING (R)	57.670	39	77	CATT	2:51.226	2:51.226	0.000
40	77	CATT	1:54.712	373	PRICE (R)	58.344	40	373	PRICE (R)	2:52.716	2:53.985	1.269
41	143	DAVIE	1:56.358	481	KEULDER	59.139	41	143	DAVIE	2:56.039	2:56.958	0.919
42	624	FEDRICK (R)	1:59.292	143	DAVIE	59.681	42	624	FEDRICK (R)	2:56.167	2:56.167	0.000
43	196	PETERSON (R)	1:59.830	41	TINKER	1:00.307	43	196	PETERSON (R)	3:02.020	3:02.020	0.000
44	41	TINKER	2:02.185	196	PETERSON (R)	1:02.190	44	41	TINKER	3:02.492	3:02.600	0.108
45	23	ELLIS	2:13.562	23	ELLIS	1:09.196	45	23	ELLIS	3:22.758	3:24.003	1.245

PERFECT LAP 2:24.562

Weather / Track : Cloudy / Wet

Snetterton 300

Circuit Length = 2.9689 miles

Start: 09:00 Flag 09:13 End: 09:16

Results can be found at www.tsl-timing.com

Printed - 09:34 Saturday, 08 June 2019


BMCRC - MRO Championships 2019 - Rnd 5 @ Snetterton

BMCRC Thunderbike Sport - A&B

RACE 1 - GRID (5 Laps)

ROW 11	33	333 Andrew HOUGHTON	32	66 Mark SMITH	31	121 Roger MARSH
ROW 10	30	22 Matthew MAY	29	23 Joe ELLIS	28	41 Kyal TINKER
ROW 9	27	143 Robert DAVIE	26	481 Clinton KEULDER	25	77 Ben CATT
ROW 8	24	16 Geoff LANSDELL	23	31 Corey TINKER	22	117 Jordan HARRIS
ROW 7	21	84 Ricardo BRANCO	20	72 Kevin MILLER	19	551 Brody CROCKFORD
ROW 6	18	961 Jack SIM	17	198 Steven TOPPING	16	36 Harry FOWLE
ROW 5	15	137 Charlie CRAWT	14	0 Luke STANLEY	13	186 Owen JENNER
ROW 4	12	191 James SEATH	11	48 Shaun WALLIS	10	171 Colin CLUNE
ROW 3	9	100 Craig HOWTON	8	90 Edward WATSON	7	76 Phillip RODGERS
ROW 2	6	990 Lee BELLOTTI	5	666 Shane BEASLEY	4	74 Daniel SINGLETON
ROW 1	3	54 Adam JAMISON	2	47 Thomas WATSON	1	14 Chris BURRAGE

Pole



Snetterton 300
Circuit Length = 2.9689 miles

These results are provisional until the conclusion of any judicial and technical matters.

Clerk Of Course :	Timekeeper :
-------------------	--------------

Results can be found at www.tsl-timing.com

Printed - 09:35 Saturday, 08 June 2019



BMCRC - MRO Championships 2019 - Rnd 5 @ Snetterton

BMCRC Thunderbike Sport - A&B

RACE 1 - CLASSIFICATION

POS	NO	CL	PIC NAME	ENTRY	LAPS	TIME	GAP	DIFF	MPH	BEST	ON
1	54	A	1 Adam JAMISON	Yamaha - AJ Racing	4	10:02.145			71.00	2:28.493	2
2	14	A	2 Chris BURRAGE	Kawasaki - Seton tuning	4	10:20.047	17.902	17.902	68.95	2:30.514	4
3	171	B	1 Colin CLUNE	Suzuki -	4	10:38.295	36.150	18.248	66.97	2:32.608	4
4	990	B	2 Lee BELLOTTI	Suzuki - My pocket	4	10:44.004	41.859	5.709	66.38	2:37.096	4
5	666	A	3 Shane BEASLEY	Yamaha -	4	10:44.811	42.666	0.807	66.30	2:38.541	4
6	100	A	4 Craig HOWTON	Honda - Me	4	10:45.037	42.892	0.226	66.27	2:38.746	4
7	47	B	3 Thomas WATSON	Yamaha - Motorsportdays.com TEA Time Racing	4	10:52.928	50.783	7.891	65.47	2:39.403	4
8	90	B	4 Edward WATSON	Yamaha - Motorsportdays.com TEA Time Racing	4	10:54.764	52.619	1.836	65.29	2:40.445	4
9	137	A	5 Charlie CRAWT	Suzuki - Pass Bike Motorcycle Training Ltd & Sublin	4	10:55.125	52.980	0.361	65.25	2:40.248	4
10	0	B	5 Luke STANLEY	Suzuki - Urban Race Tribe	4	10:56.107	53.962	0.982	65.16	2:38.296	4
11	76	A	6 Phillip RODGERS	Suzuki - pinbadgelab.co.uk	4	10:56.625	54.480	0.518	65.10	2:40.289	4
12	191	B	6 James SEATH	Kawasaki - Ovenden Earthmoving	4	11:18.969	1:16.824	22.344	62.96	2:43.416	4
13	961	B	7 Jack SIM	Yamaha -	4	11:22.097	1:19.952	3.128	62.67	2:45.190	4
14	48	A	7 Shaun WALLIS	Yamaha - Watling Tyres	4	11:24.255	1:22.110	2.158	62.48	2:47.375	2
15	22	A	8 Matthew MAY	Honda - Tliehurst Glass Racing	4	11:30.265	1:28.120	6.010	61.93	2:43.586	4
16	31	A	9 Corey TINKER	Kawasaki - Aquatix-2u Ltd	4	11:31.190	1:29.045	0.925	61.85	2:46.528	4
17	72	B	8 Kevin MILLER	Honda - Mechanical Air Supplies Ltd	4	11:39.885	1:37.740	8.695	61.08	2:44.738	4
18	16	B	9 Geoff LANSDELL	Suzuki - EPG Domestic	3	9:03.781	1 Lap	1 Lap	58.96	2:55.814	3
19	41	A	10 Kyal TINKER	Kawasaki - Aquatix-2u Ltd	3	9:21.466	1 Lap	17.685	57.10	3:02.623	2
20	481	A	11 Clinton KEULDER	Yamaha - My wife	3	9:27.511	1 Lap	6.045	56.49	3:03.688	2
21	143	B	10 Robert DAVIE	Suzuki -	3	9:44.816	1 Lap	17.305	54.82	3:08.290	3

NOT CLASSIFIED

DNF	77	A	Ben CATT	Yamaha -	3	8:55.247	1 Lap		59.90	2:48.916	3
DNF	74	B	Daniel SINGLETON	Honda - Bambino Developments Racing	2	4:54.032	2 Laps	1 Lap	72.70	2:24.558	2
DNF	198	A	Steven TOPPING	Yamaha -	2	5:42.275	2 Laps	48.243	62.45	2:36.998	2
DNF	84	A	Ricardo BRANCO	Yamaha - IMP Racing	1	3:04.762	3 Laps	1 Lap	57.84		
DNF	551	A	Brody CROCKFORD	Yamaha - CPE Motosport	1	3:06.358	3 Laps	1.596	57.35		
DNF	117	B	Jordan HARRIS	Suzuki - Steve Jordan Motorcycles	1	3:29.105	3 Laps	22.747	51.11		
DNF	23	B	Joe ELLIS	Kawasaki -	0						

FASTEST LAP

74	B	Daniel SINGLETON	Honda - Bambino Developments Racing	2	2:24.558	73.93 mph	118.98 kph
54	A	Adam JAMISON	Yamaha - AJ Racing	2	2:28.493	71.97 mph	115.83 kph

Class A - 92.5% of Race Speed = 65.67 mph

Class B - 92.5% of Race Speed = 61.94 mph

Snetterton 300

Circuit Length = 2.9689 miles

Start: 11:43 Flag 11:52 End: 11:56

Weather / Track : Rain / Wet

These results are provisional until the conclusion of any judicial and technical matters.

Clerk Of Course :	Timekeeper :
-------------------	--------------

Results can be found at www.tsl-timing.com

Printed - 11:59 Saturday, 08 June 2019



BMCRC - MRO Championships 2019 - Rnd 5 @ Snetterton

BMCRC Thunderbike Sport - A&B

RACE 1 - LAP CHART

LAP 1 @ 11:45:54.488		
NO	BEHIND	LAP TIME

74		2:29.474
54	5.258	2:34.732
100	15.376	2:44.850
14	15.660	2:45.134
666	16.252	2:45.726
47	17.335	2:46.809
90	18.554	2:48.028
990	18.867	2:48.341
171	19.797	2:49.271
137	21.998	2:51.472
76	22.563	2:52.037
0	22.924	2:52.398
48	26.935	2:56.409
961	29.447	2:58.921
191	31.647	3:01.121
31	34.826	3:04.300
84	35.288	3:04.762
198	35.803	3:05.277
551	36.884	3:06.358
72	38.651	3:08.125
16	39.278	3:08.752
22	40.305	3:09.779
77	41.153	3:10.627
41	45.738	3:15.212
481	49.494	3:18.968
143	55.422	3:24.896
117	59.631	3:29.105

LAP 2 @ 11:48:19.046		
NO	BEHIND	LAP TIME

74		2:24.558
54	9.193	2:28.493
14	23.441	2:32.339
100	31.981	2:41.163
666	32.482	2:40.788
171	34.346	2:39.107
990	34.704	2:40.395
47	36.052	2:43.275
90	37.177	2:43.181
137	37.873	2:40.433
76	40.885	2:42.880
0	42.609	2:44.243
198	48.243	2:36.998
48	49.752	2:47.375
961	55.197	2:50.308
191	55.790	2:48.701
31	1:00.288	2:50.020
22	1:04.765	2:49.018
72	1:10.461	2:56.368
77	1:12.299	2:55.704
16	1:13.935	2:59.215
41	1:23.803	3:02.623
481	1:28.624	3:03.688
143	1:42.494	3:11.630

LAP 3 @ 11:50:56.986		
NO	BEHIND	LAP TIME

54		2:28.747
14	17.561	2:32.060
171	33.715	2:37.309
666	34.298	2:39.756

100	34.319	2:40.278
990	34.936	2:38.172
47	41.553	2:43.441
90	42.347	2:43.110
137	42.905	2:42.972
76	44.364	2:41.419
0	45.839	2:41.170
48	1:03.286	2:51.474
191	1:03.581	2:45.731
961	1:04.935	2:47.678
31	1:12.690	2:50.342
22	1:14.707	2:47.882
72	1:23.175	2:50.654
77	1:23.275	2:48.916
16	1:31.809	2:55.814
41	1:49.494	3:03.631
481	1:55.539	3:04.855
143	2:12.844	3:08.290

LAP 4 @ 11:53:27.159		
NO	BEHIND	LAP TIME

54		2:30.173
14	17.902	2:30.514
171	36.150	2:32.608
990	41.859	2:37.096
666	42.666	2:38.541
100	42.892	2:38.746
47	50.783	2:39.403
90	52.619	2:40.445
137	52.980	2:40.248
0	53.962	2:38.296
76	54.480	2:40.289
191	1:16.824	2:43.416
961	1:19.952	2:45.190
48	1:22.110	2:48.997
22	1:28.120	2:43.586
31	1:29.045	2:46.528
72	1:37.740	2:44.738

Weather / Track : Rain / Wet

Results can be found at www.tsl-timing.com

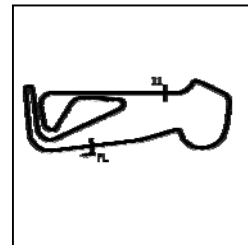
Snetterton 300
Circuit Length = 2.9689 miles
Start: 11:43 Flag 11:52 End: 11:56

Printed - 12:00 Saturday, 08 June 2019

BMCRC - MRO Championships 2019 - Rnd 5 @ Snetterton

BMCRC Thunderbike Sport - A&B

RACE 1 - SECTOR ANALYSIS



SECTOR 1 = FL to I1, SECTOR 2 = I1 to FL, DIFF = Difference To Personal Best Lap, P = Crossed Finish Line in Pit Lane, D = Time Disallowed

P1 54 A Adam JAMISON		Yamaha - AJ Racing				
IDEAL LAP TIME : 2:28.281		BEST LAP TIME : 2:28.493				
		DIFFERENCE : 0.212				
LAP	SECTOR 1	SECTOR 2	LAP TIME	MPH	DIFF	TIME OF DAY
1 -		50.289	2:34.732	69.07	6.239	11:45:59.746
2 -	1:37.992	50.501	2:28.493 (1)	71.97		11:48:28.239
3 -	1:38.111	50.636	2:28.747 (2)	71.85	0.254	11:50:56.986
4 -	1:39.732	50.441	2:30.173 (3)	71.17	1.680	11:53:27.159

P2 14 A Chris BURRAGE		Kawasaki - Seton tuning				
IDEAL LAP TIME : 2:30.514		BEST LAP TIME : 2:30.514				
		DIFFERENCE : 0.000				
LAP	SECTOR 1	SECTOR 2	LAP TIME	MPH	DIFF	TIME OF DAY
1 -		54.403	2:45.134	64.72	14.620	11:46:10.148
2 -	1:40.996	51.343	2:32.339 (3)	70.15	1.825	11:48:42.487
3 -	1:40.298	51.762	2:32.060 (2)	70.28	1.546	11:51:14.547
4 -	1:39.520	50.994	2:30.514 (1)	71.01		11:53:45.061

P3 171 B Colin CLUNE		Suzuki -				
IDEAL LAP TIME : 2:32.608		BEST LAP TIME : 2:32.608				
		DIFFERENCE : 0.000				
LAP	SECTOR 1	SECTOR 2	LAP TIME	MPH	DIFF	TIME OF DAY
1 -		53.261	2:49.271	63.14	16.663	11:46:14.285
2 -	1:45.166	53.941	2:39.107 (3)	67.17	6.499	11:48:53.392
3 -	1:44.218	53.091	2:37.309 (2)	67.94	4.701	11:51:30.701
4 -	1:41.543	51.065	2:32.608 (1)	70.03		11:54:03.309

P4 990 B Lee BELLOTTI		Suzuki - My pocket				
IDEAL LAP TIME : 2:36.966		BEST LAP TIME : 2:37.096				
		DIFFERENCE : 0.130				
LAP	SECTOR 1	SECTOR 2	LAP TIME	MPH	DIFF	TIME OF DAY
1 -		54.531	2:48.341	63.49	11.245	11:46:13.355
2 -	1:46.995	53.400	2:40.395 (3)	66.63	3.299	11:48:53.750
3 -	1:44.484	53.688	2:38.172 (2)	67.57	1.076	11:51:31.922
4 -	1:44.614	52.482	2:37.096 (1)	68.03		11:54:09.018

P5 666 A Shane BEASLEY		Yamaha -				
IDEAL LAP TIME : 2:37.685		BEST LAP TIME : 2:38.541				
		DIFFERENCE : 0.856				
LAP	SECTOR 1	SECTOR 2	LAP TIME	MPH	DIFF	TIME OF DAY
1 -		54.978	2:45.726	64.49	7.185	11:46:10.740
2 -	1:45.675	55.113	2:40.788 (3)	66.47	2.247	11:48:51.528
3 -	1:44.842	54.914	2:39.756 (2)	66.90	1.215	11:51:31.284
4 -	1:45.698	52.843	2:38.541 (1)	67.41		11:54:09.825

P6 100 A Craig HOWTON		Honda - Me				
IDEAL LAP TIME : 2:38.746		BEST LAP TIME : 2:38.746				
		DIFFERENCE : 0.000				
LAP	SECTOR 1	SECTOR 2	LAP TIME	MPH	DIFF	TIME OF DAY
1 -		54.741	2:44.850	64.83	6.104	11:46:09.864
2 -	1:46.164	54.999	2:41.163 (3)	66.31	2.417	11:48:51.027
3 -	1:46.216	54.062	2:40.278 (2)	66.68	1.532	11:51:31.305
4 -	1:45.707	53.039	2:38.746 (1)	67.32		11:54:10.051

P7 47 B Thomas WATSON		Yamaha - Motorsportdays.com TEA Time Racing				
IDEAL LAP TIME : 2:39.403		BEST LAP TIME : 2:39.403				
		DIFFERENCE : 0.000				
LAP	SECTOR 1	SECTOR 2	LAP TIME	MPH	DIFF	TIME OF DAY
1 -		53.980	2:46.809	64.07	7.406	11:46:11.823
2 -	1:47.100	56.175	2:43.275 (2)	65.46	3.872	11:48:55.098
3 -	1:48.345	55.096	2:43.441 (3)	65.39	4.038	11:51:38.539
4 -	1:45.992	53.411	2:39.403 (1)	67.05		11:54:17.942

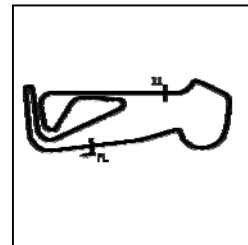
Weather / Track : Rain / Wet

Snetterton 300
Circuit Length = 2.9689 miles
Start: 11:43 Flag 11:52 End: 11:56

BMCRC - MRO Championships 2019 - Rnd 5 @ Snetterton

BMCRC Thunderbike Sport - A&B

RACE 1 - SECTOR ANALYSIS



SECTOR 1 = FL to I1, SECTOR 2 = I1 to FL, DIFF = Difference To Personal Best Lap, P = Crossed Finish Line in Pit Lane, D = Time Disallowed

P8 90 B Edward WATSON		Yamaha - Motorsportdays.com TEA Time Racing				
IDEAL LAP TIME : 2:40.445		BEST LAP TIME : 2:40.445		DIFFERENCE : 0.000		
LAP	SECTOR 1	SECTOR 2	LAP TIME	MPH	DIFF	TIME OF DAY
1 -		55.038	2:48.028	63.60	7.583	11:46:13.042
2 -	1:47.419	55.762	2:43.181 (3)	65.49	2.736	11:48:56.223
3 -	1:47.611	55.499	2:43.110 (2)	65.52	2.665	11:51:39.333
4 -	1:46.257	54.188	2:40.445 (1)	66.61		11:54:19.778

P9 137 A Charlie CRAWT		Suzuki - Pass Bike Motorcycle Training Ltd & Sublime Designs				
IDEAL LAP TIME : 2:40.070		BEST LAP TIME : 2:40.248		DIFFERENCE : 0.178		
LAP	SECTOR 1	SECTOR 2	LAP TIME	MPH	DIFF	TIME OF DAY
1 -		55.016	2:51.472	62.33	11.224	11:46:16.486
2 -	1:46.215	54.218	2:40.433 (2)	66.62	0.185	11:48:56.919
3 -	1:47.316	55.656	2:42.972 (3)	65.58	2.724	11:51:39.891
4 -	1:46.393	53.855	2:40.248 (1)	66.69		11:54:20.139

P10 0 B Luke STANLEY		Suzuki - Urban Race Tribe				
IDEAL LAP TIME : 2:38.296		BEST LAP TIME : 2:38.296		DIFFERENCE : 0.000		
LAP	SECTOR 1	SECTOR 2	LAP TIME	MPH	DIFF	TIME OF DAY
1 -		54.866	2:52.398	61.99	14.102	11:46:17.412
2 -	1:49.457	54.786	2:44.243 (3)	65.07	5.947	11:49:01.655
3 -	1:46.817	54.353	2:41.170 (2)	66.31	2.874	11:51:42.825
4 -	1:44.538	53.758	2:38.296 (1)	67.51		11:54:21.121

P11 76 A Phillip RODGERS		Suzuki - pinbadgelab.co.uk				
IDEAL LAP TIME : 2:40.185		BEST LAP TIME : 2:40.289		DIFFERENCE : 0.104		
LAP	SECTOR 1	SECTOR 2	LAP TIME	MPH	DIFF	TIME OF DAY
1 -		55.632	2:52.037	62.12	11.748	11:46:17.051
2 -	1:48.491	54.389	2:42.880 (3)	65.61	2.591	11:48:59.931
3 -	1:47.265	54.154	2:41.419 (2)	66.21	1.130	11:51:41.350
4 -	1:46.031	54.258	2:40.289 (1)	66.68		11:54:21.639

P12 191 B James SEATH		Kawasaki - Ovenden Earthmoving				
IDEAL LAP TIME : 2:43.416		BEST LAP TIME : 2:43.416		DIFFERENCE : 0.000		
LAP	SECTOR 1	SECTOR 2	LAP TIME	MPH	DIFF	TIME OF DAY
1 -		57.184	3:01.121	59.01	17.705	11:46:26.135
2 -	1:51.310	57.391	2:48.701 (3)	63.35	5.285	11:49:14.836
3 -	1:49.504	56.227	2:45.731 (2)	64.49	2.315	11:52:00.567
4 -	1:48.577	54.839	2:43.416 (1)	65.40		11:54:43.983

P13 961 B Jack SIM		Yamaha -				
IDEAL LAP TIME : 2:45.190		BEST LAP TIME : 2:45.190		DIFFERENCE : 0.000		
LAP	SECTOR 1	SECTOR 2	LAP TIME	MPH	DIFF	TIME OF DAY
1 -		57.415	2:58.921	59.73	13.731	11:46:23.935
2 -	1:52.596	57.712	2:50.308 (3)	62.75	5.118	11:49:14.243
3 -	1:51.115	56.563	2:47.678 (2)	63.74	2.488	11:52:01.921
4 -	1:49.936	55.254	2:45.190 (1)	64.70		11:54:47.111

P14 48 A Shaun WALLIS		Yamaha - Watling Tyres				
IDEAL LAP TIME : 2:47.304		BEST LAP TIME : 2:47.375		DIFFERENCE : 0.071		
LAP	SECTOR 1	SECTOR 2	LAP TIME	MPH	DIFF	TIME OF DAY
1 -		57.257	2:56.409	60.58	9.034	11:46:21.423
2 -	1:50.047	57.328	2:47.375 (1)	63.85		11:49:08.798
3 -	1:52.860	58.614	2:51.474 (3)	62.33	4.099	11:52:00.272
4 -	1:51.615	57.382	2:48.997 (2)	63.24	1.622	11:54:49.269

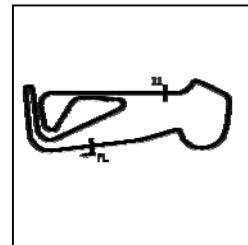
Weather / Track : Rain / Wet

Snetterton 300
Circuit Length = 2.9689 miles
Start: 11:43 Flag 11:52 End: 11:56

BMCRC - MRO Championships 2019 - Rnd 5 @ Snetterton

BMCRC Thunderbike Sport - A&B

RACE 1 - SECTOR ANALYSIS



SECTOR 1 = FL to I1, SECTOR 2 = I1 to FL, DIFF = Difference To Personal Best Lap, P = Crossed Finish Line in Pit Lane, D = Time Disallowed

P15 22 A		Matthew MAY		Honda - Tliehurst Glass Racing		
IDEAL LAP TIME : 2:43.586		BEST LAP TIME : 2:43.586		DIFFERENCE : 0.000		
LAP	SECTOR 1	SECTOR 2	LAP TIME	MPH	DIFF	TIME OF DAY
1 -		1:01.033	3:09.779	56.31	26.193	11:46:34.793
2 -	1:52.242	56.776	2:49.018 (3)	63.23	5.432	11:49:23.811
3 -	1:51.861	56.021	2:47.882 (2)	63.66	4.296	11:52:11.693
4 -	1:48.415	55.171	2:43.586 (1)	65.33		11:54:55.279

P16 31 A		Corey TINKER		Kawasaki - Aquatix-2u Ltd		
IDEAL LAP TIME : 2:46.528		BEST LAP TIME : 2:46.528		DIFFERENCE : 0.000		
LAP	SECTOR 1	SECTOR 2	LAP TIME	MPH	DIFF	TIME OF DAY
1 -		59.004	3:04.300	57.99	17.772	11:46:29.314
2 -	1:53.166	56.854	2:50.020 (2)	62.86	3.492	11:49:19.334
3 -	1:52.296	58.046	2:50.342 (3)	62.74	3.814	11:52:09.676
4 -	1:50.122	56.406	2:46.528 (1)	64.18		11:54:56.204

P17 72 B		Kevin MILLER		Honda - Mechanical Air Supplies Ltd		
IDEAL LAP TIME : 2:44.738		BEST LAP TIME : 2:44.738		DIFFERENCE : 0.000		
LAP	SECTOR 1	SECTOR 2	LAP TIME	MPH	DIFF	TIME OF DAY
1 -		1:00.678	3:08.125	56.81	23.387	11:46:33.139
2 -	1:57.370	58.998	2:56.368 (3)	60.60	11.630	11:49:29.507
3 -	1:54.533	56.121	2:50.654 (2)	62.63	5.916	11:52:20.161
4 -	1:49.119	55.619	2:44.738 (1)	64.87		11:55:04.899

P18 16 B		Geoff LANSDELL		Suzuki - EPG Domestic		
IDEAL LAP TIME : 2:55.814		BEST LAP TIME : 2:55.814		DIFFERENCE : 0.000		
LAP	SECTOR 1	SECTOR 2	LAP TIME	MPH	DIFF	TIME OF DAY
1 -		1:00.230	3:08.752	56.62	12.938	11:46:33.766
2 -	1:58.489	1:00.726	2:59.215 (2)	59.63	3.401	11:49:32.981
3 -	1:56.302	59.512	2:55.814 (1)	60.79		11:52:28.795

P19 41 A		Kyal TINKER		Kawasaki - Aquatix-2u Ltd		
IDEAL LAP TIME : 3:02.623		BEST LAP TIME : 3:02.623		DIFFERENCE : 0.000		
LAP	SECTOR 1	SECTOR 2	LAP TIME	MPH	DIFF	TIME OF DAY
1 -		1:00.683	3:15.212	54.75	12.589	11:46:40.226
2 -	2:02.541	1:00.082	3:02.623 (1)	58.52		11:49:42.849
3 -	2:03.193	1:00.438	3:03.631 (2)	58.20	1.008	11:52:46.480

P20 481 A		Clinton KEULDER		Yamaha - My wife		
IDEAL LAP TIME : 3:02.048		BEST LAP TIME : 3:03.688		DIFFERENCE : 1.640		
LAP	SECTOR 1	SECTOR 2	LAP TIME	MPH	DIFF	TIME OF DAY
1 -		1:00.455	3:18.968	53.71	15.280	11:46:43.982
2 -	2:01.593	1:02.095	3:03.688 (1)	58.18		11:49:47.670
3 -	2:02.981	1:01.874	3:04.855 (2)	57.81	1.167	11:52:52.525

P21 143 B		Robert DAVIE		Suzuki -		
IDEAL LAP TIME : 3:08.290		BEST LAP TIME : 3:08.290		DIFFERENCE : 0.000		
LAP	SECTOR 1	SECTOR 2	LAP TIME	MPH	DIFF	TIME OF DAY
1 -		1:04.517	3:24.896	52.16	16.606	11:46:49.910
2 -	2:07.676	1:03.954	3:11.630 (2)	55.77	3.340	11:50:01.540
3 -	2:04.794	1:03.496	3:08.290 (1)	56.76		11:53:09.830

P22 77 A		Ben CATT		Yamaha -		
IDEAL LAP TIME : 2:46.105		BEST LAP TIME : 2:48.916		DIFFERENCE : 2.811		
LAP	SECTOR 1	SECTOR 2	LAP TIME	MPH	DIFF	TIME OF DAY
1 -						
2 -						
3 -						

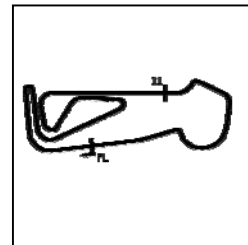
Weather / Track : Rain / Wet

Snetterton 300
Circuit Length = 2.9689 miles
Start: 11:43 Flag 11:52 End: 11:56

BMCRC - MRO Championships 2019 - Rnd 5 @ Snetterton

BMCRC Thunderbike Sport - A&B

RACE 1 - SECTOR ANALYSIS



SECTOR 1 = FL to I1, SECTOR 2 = I1 to FL, DIFF = Difference To Personal Best Lap, P = Crossed Finish Line in Pit Lane, D = Time Disallowed

1 -		1:01.613		3:10.627	56.06	21.711	11:46:35.641
2 -	1:57.062	58.642		2:55.704 (2)	60.83	6.788	11:49:31.345
3 -	1:52.690	56.226		2:48.916 (1)	63.27		11:52:20.261

P23	74 B	Daniel SINGLETON	Honda - Bambino Developments Racing				
IDEAL LAP TIME : 2:24.448		BEST LAP TIME : 2:24.558	DIFFERENCE : 0.110				
LAP	SECTOR 1	SECTOR 2	LAP TIME	MPH	DIFF	TIME OF DAY	
1 -		48.722	2:29.474	71.50	4.916	11:45:54.488	
2 -	1:35.726	48.832	2:24.558 (1)	73.93		11:48:19.046	

P24	198 A	Steven TOPPING	Yamaha -			
IDEAL LAP TIME : 2:36.998		BEST LAP TIME : 2:36.998	DIFFERENCE : 0.000			
LAP	SECTOR 1	SECTOR 2	LAP TIME	MPH	DIFF	TIME OF DAY
1 -		1:17.073	3:05.277	57.68	28.279	11:46:30.291
2 -	1:43.851	53.147	2:36.998 (1)	68.07		11:49:07.289

P25	84 A	Ricardo BRANCO	Yamaha - IMP Racing			
IDEAL LAP TIME : 2:58.380		BEST LAP TIME :	DIFFERENCE :			
LAP	SECTOR 1	SECTOR 2	LAP TIME	MPH	DIFF	TIME OF DAY
1 -		1:00.595	3:04.762	57.84		11:46:29.776

P26	551 A	Brody CROCKFORD	Yamaha - CPE Motosport			
IDEAL LAP TIME : 2:57.619		BEST LAP TIME :	DIFFERENCE :			
LAP	SECTOR 1	SECTOR 2	LAP TIME	MPH	DIFF	TIME OF DAY
1 -		1:00.558	3:06.358	57.35		11:46:31.372

P27	117 B	Jordan HARRIS	Suzuki - Steve Jordan Motorcycles			
IDEAL LAP TIME : 3:19.183		BEST LAP TIME :	DIFFERENCE :			
LAP	SECTOR 1	SECTOR 2	LAP TIME	MPH	DIFF	TIME OF DAY
1 -		1:07.453	3:29.105	51.11		11:46:54.119

BMCRC - MRO Championships 2019 - Rnd 5 @ Snetterton

BMCRC Thunderbike Sport - A&B

RACE 1 - BEST SECTORS

SECTOR 1			SECTOR 2			IDEAL / BEST COMPARISON						
POS	NO	NAME	TIME	NO	NAME	TIME	POS	NO	NAME	IDEAL	BEST	DIFF
									PERFECT LAP	2:24.448		
1	74	SINGLETON	1:35.726	74	SINGLETON	48.722	1	74	SINGLETON	2:24.448	2:24.558	0.110
2	54	JAMISON	1:37.992	54	JAMISON	50.289	2	54	JAMISON	2:28.281	2:28.493	0.212
3	14	BURRAGE	1:39.520	14	BURRAGE	50.994	3	14	BURRAGE	2:30.514	2:30.514	0.000
4	171	CLUNE	1:41.543	171	CLUNE	51.065	4	171	CLUNE	2:32.608	2:32.608	0.000
5	198	TOPPING	1:43.851	990	BELLOTTI	52.482	5	990	BELLOTTI	2:36.966	2:37.096	0.130
6	990	BELLOTTI	1:44.484	666	BEASLEY	52.843	6	198	TOPPING	2:36.998	2:36.998	0.000
7	0	STANLEY	1:44.538	100	HOWTON	53.039	7	666	BEASLEY	2:37.685	2:38.541	0.856
8	666	BEASLEY	1:44.842	198	TOPPING	53.147	8	0	STANLEY	2:38.296	2:38.296	0.000
9	100	HOWTON	1:45.707	47	WATSON	53.411	9	100	HOWTON	2:38.746	2:38.746	0.000
10	47	WATSON	1:45.992	0	STANLEY	53.758	10	47	WATSON	2:39.403	2:39.403	0.000
11	76	RODGERS	1:46.031	137	CRAWT	53.855	11	137	CRAWT	2:40.070	2:40.248	0.178
12	137	CRAWT	1:46.215	76	RODGERS	54.154	12	76	RODGERS	2:40.185	2:40.289	0.104
13	90	WATSON	1:46.257	90	WATSON	54.188	13	90	WATSON	2:40.445	2:40.445	0.000
14	22	MAY	1:48.415	191	SEATH	54.839	14	191	SEATH	2:43.416	2:43.416	0.000
15	191	SEATH	1:48.577	22	MAY	55.171	15	22	MAY	2:43.586	2:43.586	0.000
16	72	MILLER	1:49.119	961	SIM	55.254	16	72	MILLER	2:44.738	2:44.738	0.000
17	77	CATT	1:49.879	72	MILLER	55.619	17	961	SIM	2:45.190	2:45.190	0.000
18	961	SIM	1:49.936	77	CATT	56.226	18	77	CATT	2:46.105	2:48.916	2.811
19	48	WALLIS	1:50.047	31	TINKER	56.406	19	31	TINKER	2:46.528	2:46.528	0.000
20	31	TINKER	1:50.122	48	WALLIS	57.257	20	48	WALLIS	2:47.304	2:47.375	0.071
21	16	LANSDELL	1:56.302	16	LANSDELL	59.512	21	16	LANSDELL	2:55.814	2:55.814	0.000
22	551	CROCKFORD	1:57.061	41	TINKER	1:00.082	22	551	CROCKFORD	2:57.619		
23	84	BRANCO	1:57.785	481	KEULDER	1:00.455	23	84	BRANCO	2:58.380		
24	481	KEULDER	2:01.593	551	CROCKFORD	1:00.558	24	481	KEULDER	3:02.048	3:03.688	1.640
25	41	TINKER	2:02.541	84	BRANCO	1:00.595	25	41	TINKER	3:02.623	3:02.623	0.000
26	143	DAVIE	2:04.794	143	DAVIE	1:03.496	26	143	DAVIE	3:08.290	3:08.290	0.000
27	117	HARRIS	2:11.730	117	HARRIS	1:07.453	27	117	HARRIS	3:19.183		
28												

Weather / Track : Rain / Wet

Results can be found at www.tsl-timing.com

Snetterton 300

Circuit Length = 2.9689 miles

Start: 11:43 Flag 11:52 End: 11:56

Printed - 12:00 Saturday, 08 June 2019

BMCRC - MRO Championships 2019 - Rnd 5 @ Snetterton

BMCRC Thunderbike Sport - B&C

RACE 7 - GRID (5 Laps) - AMENDED

ROW 11	33	333 Andrew HOUGHTON	32	66 Mark SMITH	31	94 Steve SAINT
ROW 10	30	3:24.003 23 Joe ELLIS	29	3:02.020 196 Emma PETERSON (R)	28	2:56.958 143 Robert DAVIE
ROW 9	27	2:56.167 624 Matthew FEDRICK (R)	26	2:53.985 373 Robert PRICE (R)	25	2:49.987 119 Aaron WHITING (R)
ROW 8	24	2:48.407 16 Geoff LANSDSELL	23	2:48.018 37 Ricky WOODS	22	2:47.847 53 Tim BANWELL (R)
ROW 7	21	2:47.846 117 Jordan HARRIS	20	2:45.097 101 Glen TRIPP (R)	19	2:41.337 72 Kevin MILLER
ROW 6	18	2:39.292 961 Jack SIM	17	2:39.134 33 Peter PARAPANOS (R)	16	2:38.232 36 Harry FOWLE
ROW 5	15	2:37.718 0 Luke STANLEY	14	2:37.612 17 Tommy DOWNES (R)	13	2:36.916 191 James SEATH
ROW 4	12	2:34.509 181 Robert FRANKLIN	11	2:34.337 171 Colin CLUNE	10	2:34.002 34 Dan THOMAS (R)
ROW 3	9	2:33.432 50 Paul ROBSON	8	2:33.296 90 Edward WATSON	7	2:32.571 81 Malvern MAY
ROW 2	6	2:31.969 990 Lee BELLOTTI	5	2:31.250 85 Andrew KITE	4	2:31.081 74 Daniel SINGLETON
ROW 1	3	2:30.375 13 Wil GREEN	2	2:30.373 47 Thomas WATSON	1	2:28.810 104 Alex ROBINSON (R)
Pole						

Snetterton 300
Circuit Length = 2.9689 miles

These results are provisional until the conclusion of any judicial and technical matters.

Clerk Of Course :	Timekeeper :
-------------------	--------------

Results can be found at www.tsl-timing.com

Printed - 13:23 Saturday, 08 June 2019



BMCRC - MRO Championships 2019 - Rnd 5 @ Snetterton

BMCRC Thunderbike Sport - B&C

RACE 7 - CLASSIFICATION

POS	NO	CL	PIC NAME	ENTRY	LAPS	TIME	GAP	DIFF	MPH	BEST	ON
1	74	B	1 Daniel SINGLETON	Honda - Bambino Developments Racing	5	12:24.814			71.74	2:26.424	2
2	47	B	2 Thomas WATSON	Yamaha - Motorsportdays.com TEA Time Racing	5	12:45.734	20.920	20.920	69.78	2:29.434	5
3	50	C	1 Paul ROBSON	Yamaha - RBProperty services & Environment Light	5	12:46.595	21.781	0.861	69.71	2:28.056	3
4	13	C	2 Wll GREEN	Suzuki - Faith Fueled Racing	5	12:52.468	27.654	5.873	69.18	2:32.916	2
5	990	B	3 Lee BELLOTTI	Suzuki - My pocket	5	12:53.739	28.925	1.271	69.06	2:31.040	5
6	104	C	3 Alex ROBINSON (R)	Honda - Boa	5	13:00.370	35.556	6.631	68.48	2:33.022	4
7	171	B	4 Colin CLUNE	Suzuki -	5	13:01.348	36.534	0.978	68.39	2:33.154	4
8	191	B	5 James SEATH	Kawasaki - Ovenden Earthmoving	5	13:02.212	37.398	0.864	68.31	2:32.452	5
9	34	C	4 Dan THOMAS (R)	Suzuki -	5	13:09.383	44.569	7.171	67.69	2:31.205	5
10	961	B	6 Jack SIM	Yamaha -	5	13:12.109	47.295	2.726	67.46	2:34.756	5
11	81	C	5 Malvern MAY	Honda -	5	13:17.586	52.772	5.477	67.00	2:31.764	4
12	17	C	6 Tommy DOWNES (R)	Suzuki - Ray Gnarley/ MoreMoto	5	13:18.269	53.455	0.683	66.94	2:35.233	3
13	85	C	7 Andrew KITE	Ducati - Red Rebel Racing	5	13:18.607	53.793	0.338	66.91	2:35.700	5
14	72	B	7 Kevin MILLER	Honda - Mechanical Air Supplies Ltd	5	13:50.607	1:25.793	32.000	64.33	2:40.330	5
15	117	B	8 Jordan HARRIS	Suzuki - Steve Jordan Motorcycles	5	14:09.684	1:44.870	19.077	62.89	2:44.035	4
16	33	C	8 Peter PARAPANOS (R)	Honda -	5	14:09.956	1:45.142	0.272	62.87	2:46.884	5
17	37	C	9 Ricky WOODS	Suzuki - T & S Vehicle Repairs	5	14:17.906	1:53.092	7.950	62.29	2:47.949	4
18	16	B	9 Geoff LANSDELL	Suzuki - EPG Domestic	5	14:30.920	2:06.106	13.014	61.36	2:50.426	5
19	101	C	10 Glen TRIPP (R)	Honda - yaki too racing	4	12:25.268	1 Lap	1 Lap	57.36	3:00.587	4
20	373	C	11 Robert PRICE (R)	Suzuki -	4	12:35.352	1 Lap	10.084	56.59	3:06.312	4

NOT CLASSIFIED

DNF	90	B	Edward WATSON	Yamaha - Motorsportdays.com TEA Time Racing	1	2:40.667	4 Laps	3 Laps	66.52		
DNF	119	C	Aaron WHITING (R)	Yamaha - Whiting Rail Ltd	0						

FASTEST LAP

74	B	Daniel SINGLETON	Honda - Bambino Developments Racing	2	2:26.424	72.99 mph	117.47 kph
50	C	Paul ROBSON	Yamaha - RBProperty services & Environment Light	3	2:28.056	72.18 mph	116.17 kph

Class B - 92.5% of Race Speed = 66.35 mph

Class C - 92.5% of Race Speed = 64.48 mph

Snetterton 300

Circuit Length = 2.9689 miles

Start: 14:37 Flag 14:50 End: 14:52

Weather / Track : Cloudy / Wet

These results are provisional until the conclusion of any judicial and technical matters.

Clerk Of Course :	Timekeeper :
-------------------	--------------

Results can be found at www.tsl-timing.com

Printed - 14:52 Saturday, 08 June 2019



BMCRC - MRO Championships 2019 - Rnd 5 @ Snetterton

BMCRC Thunderbike Sport - B&C

RACE 7 - LAP CHART

LAP 1 @ 14:40:21.984

NO	BEHIND	LAP TIME
74		2:31.158
13	6.655	2:37.813
47	9.362	2:40.520
90	9.509	2:40.667
191	11.020	2:42.178
990	11.501	2:42.659
104	12.652	2:43.810
50	13.141	2:44.299
171	14.082	2:45.240
85	16.787	2:47.945
961	17.692	2:48.850
81	18.711	2:49.869
17	18.963	2:50.121
34	19.313	2:50.471
72	24.481	2:55.639
33	26.054	2:57.212
37	26.768	2:57.926
117	33.356	3:04.514
16	34.445	3:05.603
101	36.385	3:07.543
373	43.500	3:14.658

LAP 2 @ 14:42:48.408

NO	BEHIND	LAP TIME
74		2:26.424
13	13.147	2:32.916
47	15.342	2:32.404
50	19.562	2:32.845
990	20.435	2:35.358
104	21.200	2:34.972
171	22.413	2:34.755
191	22.474	2:37.878
961	29.237	2:37.969
81	30.239	2:37.952
85	30.912	2:40.549
34	31.827	2:38.938
17	32.928	2:40.389
72	45.509	2:47.452
37	48.533	2:48.189
33	49.449	2:49.819
117	56.875	2:49.943
16	59.002	2:50.981
101	1:20.431	3:10.470
373	1:25.128	3:08.052

LAP 3 @ 14:45:14.980

NO	BEHIND	LAP TIME
74		2:26.572
47	20.016	2:31.246
13	20.943	2:34.368
50	21.046	2:28.056
990	27.169	2:33.306
104	29.109	2:34.481
171	29.930	2:34.089
191	32.163	2:36.261
961	37.544	2:34.879
81	38.167	2:34.500
85	40.796	2:36.456
34	41.319	2:36.064
17	41.589	2:35.233
72	1:03.739	2:44.802

37	1:10.387	2:48.426
33	1:11.332	2:48.455
117	1:15.960	2:45.657
16	1:23.123	2:50.693
101	2:00.527	3:06.668
373	2:04.886	3:06.330

LAP 4 @ 14:47:41.515

NO	BEHIND	LAP TIME
74		2:26.535
47	25.611	2:32.130
50	25.909	2:31.398
13	28.471	2:34.063
990	32.010	2:31.376
104	35.596	2:33.022
171	36.549	2:33.154
191	39.071	2:33.443
81	43.396	2:31.764
961	46.664	2:35.655
34	47.489	2:32.705
17	51.361	2:36.307
85	52.218	2:37.957
72	1:19.588	2:42.384
37	1:31.801	2:47.949
33	1:32.383	2:47.586
117	1:33.460	2:44.035
16	1:49.805	2:53.217

LAP 5 @ 14:50:15.640

NO	BEHIND	LAP TIME
74		2:34.125
101	1 Lap	3:00.587
373	1 Lap	3:06.312
47	20.920	2:29.434
50	21.781	2:29.997
13	27.654	2:33.308
990	28.925	2:31.040
104	35.556	2:34.085
171	36.534	2:34.110
191	37.398	2:32.452
34	44.569	2:31.205
961	47.295	2:34.756
81	52.772	2:43.501
17	53.455	2:36.219
85	53.793	2:35.700
72	1:25.793	2:40.330
117	1:44.870	2:45.535
33	1:45.142	2:46.884
37	1:53.092	2:55.416
16	2:06.106	2:50.426

Weather / Track : Cloudy / Wet

Results can be found at www.tsl-timing.com

Snetterton 300

Circuit Length = 2.9689 miles

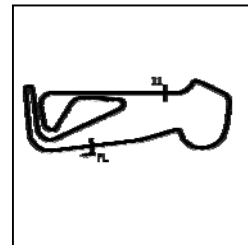
Start: 14:37 Flag 14:50 End: 14:52

Printed - 14:54 Saturday, 08 June 2019

BMCRC - MRO Championships 2019 - Rnd 5 @ Snetterton

BMCRC Thunderbike Sport - B&C

RACE 7 - SECTOR ANALYSIS



SECTOR 1 = FL to I1, SECTOR 2 = I1 to FL, DIFF = Difference To Personal Best Lap, P = Crossed Finish Line in Pit Lane, D = Time Disallowed

P1 74 B Daniel SINGLETON		Honda - Bambino Developments Racing				
IDEAL LAP TIME : 2:25.668		BEST LAP TIME : 2:26.424		DIFFERENCE : 0.756		
LAP	SECTOR 1	SECTOR 2	LAP TIME	MPH	DIFF	TIME OF DAY
1 -		49.682	2:31.158	70.70	4.734	14:40:21.984
2 -	1:36.477	49.947	2:26.424 (1)	72.99		14:42:48.408
3 -	1:35.986	50.586	2:26.572 (3)	72.92	0.148	14:45:14.980
4 -	1:36.188	50.347	2:26.535 (2)	72.93	0.111	14:47:41.515
5 -	1:39.077	55.048	2:34.125	69.34	7.701	14:50:15.640

P2 47 B Thomas WATSON		Yamaha - Motorsportdays.com TEA Time Racing				
IDEAL LAP TIME : 2:29.434		BEST LAP TIME : 2:29.434		DIFFERENCE : 0.000		
LAP	SECTOR 1	SECTOR 2	LAP TIME	MPH	DIFF	TIME OF DAY
1 -		52.321	2:40.520	66.58	11.086	14:40:31.346
2 -	1:41.708	50.696	2:32.404	70.12	2.970	14:43:03.750
3 -	1:39.683	51.563	2:31.246 (2)	70.66	1.812	14:45:34.996
4 -	1:41.175	50.955	2:32.130 (3)	70.25	2.696	14:48:07.126
5 -	1:39.293	50.141	2:29.434 (1)	71.52		14:50:36.560

P3 50 C Paul ROBSON		Yamaha - RBProperty services & Environment Lighting				
IDEAL LAP TIME : 2:28.056		BEST LAP TIME : 2:28.056		DIFFERENCE : 0.000		
LAP	SECTOR 1	SECTOR 2	LAP TIME	MPH	DIFF	TIME OF DAY
1 -		52.481	2:44.299	65.05	16.243	14:40:35.125
2 -	1:40.439	52.406	2:32.845	69.92	4.789	14:43:07.970
3 -	1:37.813	50.243	2:28.056 (1)	72.18		14:45:36.026
4 -	1:39.870	51.528	2:31.398 (3)	70.59	3.342	14:48:07.424
5 -	1:39.563	50.434	2:29.997 (2)	71.25	1.941	14:50:37.421

P4 13 C Wil GREEN		Suzuki - Faith Fueled Racing				
IDEAL LAP TIME : 2:32.384		BEST LAP TIME : 2:32.916		DIFFERENCE : 0.532		
LAP	SECTOR 1	SECTOR 2	LAP TIME	MPH	DIFF	TIME OF DAY
1 -		51.854	2:37.813	67.72	4.897	14:40:28.639
2 -	1:41.785	51.131	2:32.916 (1)	69.89		14:43:01.555
3 -	1:41.834	52.534	2:34.368	69.23	1.452	14:45:35.923
4 -	1:41.612	52.451	2:34.063 (3)	69.37	1.147	14:48:09.986
5 -	1:41.253	52.055	2:33.308 (2)	69.71	0.392	14:50:43.294

P5 990 B Lee BELLOTTI		Suzuki - My pocket				
IDEAL LAP TIME : 2:30.915		BEST LAP TIME : 2:31.040		DIFFERENCE : 0.125		
LAP	SECTOR 1	SECTOR 2	LAP TIME	MPH	DIFF	TIME OF DAY
1 -		52.086	2:42.659	65.70	11.619	14:40:33.485
2 -	1:41.880	53.478	2:35.358	68.79	4.318	14:43:08.843
3 -	1:41.947	51.359	2:33.306 (3)	69.71	2.266	14:45:42.149
4 -	1:40.419	50.957	2:31.376 (2)	70.60	0.336	14:48:13.525
5 -	1:40.544	50.496	2:31.040 (1)	70.76		14:50:44.565

P6 104 C Alex ROBINSON (R)		Honda - Boa				
IDEAL LAP TIME : 2:32.079		BEST LAP TIME : 2:33.022		DIFFERENCE : 0.943		
LAP	SECTOR 1	SECTOR 2	LAP TIME	MPH	DIFF	TIME OF DAY
1 -		52.904	2:43.810	65.24	10.788	14:40:34.636
2 -	1:42.610	52.362	2:34.972	68.96	1.950	14:43:09.608
3 -	1:43.057	51.424	2:34.481 (3)	69.18	1.459	14:45:44.089
4 -	1:40.655	52.367	2:33.022 (1)	69.84		14:48:17.111
5 -	1:41.545	52.540	2:34.085 (2)	69.36	1.063	14:50:51.196

P7 171 B Colin CLUNE		Suzuki -				
IDEAL LAP TIME : 2:33.154		BEST LAP TIME : 2:33.154		DIFFERENCE : 0.000		
LAP	SECTOR 1	SECTOR 2	LAP TIME	MPH	DIFF	TIME OF DAY
1 -		52.904	2:43.810	65.24	10.788	14:40:34.636
2 -	1:42.610	52.362	2:34.972	68.96	1.950	14:43:09.608
3 -	1:43.057	51.424	2:34.481 (3)	69.18	1.459	14:45:44.089
4 -	1:40.655	52.367	2:33.022 (1)	69.84		14:48:17.111
5 -	1:41.545	52.540	2:34.085 (2)	69.36	1.063	14:50:51.196

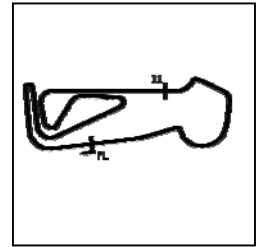
Weather / Track : Cloudy / Wet

Snetterton 300
Circuit Length = 2.9689 miles
Start: 14:37 Flag 14:50 End: 14:52

BMCRC - MRO Championships 2019 - Rnd 5 @ Snetterton

BMCRC Thunderbike Sport - B&C

RACE 7 - SECTOR ANALYSIS



SECTOR 1 = FL to I1, SECTOR 2 = I1 to FL, DIFF = Difference To Personal Best Lap, P = Crossed Finish Line in Pit Lane, D = Time Disallowed

1 -		52.041	2:45.240	64.68	12.086	14:40:36.066
2 -	1:42.342	52.413	2:34.755	69.06	1.601	14:43:10.821
3 -	1:42.351	51.738	2:34.089 (2)	69.36	0.935	14:45:44.910
4 -	1:41.538	51.616	2:33.154 (1)	69.78		14:48:18.064
5 -	1:42.063	52.047	2:34.110 (3)	69.35	0.956	14:50:52.174

P8 191 B James SEATH		Kawasaki - Ovenden Earthmoving				
IDEAL LAP TIME : 2:32.342		BEST LAP TIME : 2:32.452		DIFFERENCE : 0.110		
LAP	SECTOR 1	SECTOR 2	LAP TIME	MPH	DIFF	TIME OF DAY
1 -		51.959	2:42.178	65.90	9.726	14:40:33.004
2 -	1:44.656	53.222	2:37.878	67.69	5.426	14:43:10.882
3 -	1:43.909	52.352	2:36.261 (3)	68.39	3.809	14:45:47.143
4 -	1:41.409	52.034	2:33.443 (2)	69.65	0.991	14:48:20.586
5 -	1:41.519	50.933	2:32.452 (1)	70.10		14:50:53.038

P9 34 C Dan THOMAS (R)		Suzuki -				
IDEAL LAP TIME : 2:31.205		BEST LAP TIME : 2:31.205		DIFFERENCE : 0.000		
LAP	SECTOR 1	SECTOR 2	LAP TIME	MPH	DIFF	TIME OF DAY
1 -		53.365	2:50.471	62.69	19.266	14:40:41.297
2 -	1:45.803	53.135	2:38.938	67.24	7.733	14:43:20.235
3 -	1:43.599	52.465	2:36.064 (3)	68.48	4.859	14:45:56.299
4 -	1:41.189	51.516	2:32.705 (2)	69.99	1.500	14:48:29.004
5 -	1:40.280	50.925	2:31.205 (1)	70.68		14:51:00.209

P10 961 B Jack SIM		Yamaha -				
IDEAL LAP TIME : 2:34.431		BEST LAP TIME : 2:34.756		DIFFERENCE : 0.325		
LAP	SECTOR 1	SECTOR 2	LAP TIME	MPH	DIFF	TIME OF DAY
1 -		53.760	2:48.850	63.29	14.094	14:40:39.676
2 -	1:45.118	52.851	2:37.969	67.65	3.213	14:43:17.645
3 -	1:42.778	52.101	2:34.879 (2)	69.00	0.123	14:45:52.524
4 -	1:43.592	52.063	2:35.655 (3)	68.66	0.899	14:48:28.179
5 -	1:42.368	52.388	2:34.756 (1)	69.06		14:51:02.935

P11 81 C Malvern MAY		Honda -				
IDEAL LAP TIME : 2:31.764		BEST LAP TIME : 2:31.764		DIFFERENCE : 0.000		
LAP	SECTOR 1	SECTOR 2	LAP TIME	MPH	DIFF	TIME OF DAY
1 -		53.755	2:49.869	62.91	18.105	14:40:40.695
2 -	1:45.480	52.472	2:37.952 (3)	67.66	6.188	14:43:18.647
3 -	1:42.688	51.812	2:34.500 (2)	69.17	2.736	14:45:53.147
4 -	1:40.938	50.826	2:31.764 (1)	70.42		14:48:24.911
5 -	1:41.453	1:02.048	2:43.501	65.37	11.737	14:51:08.412

P12 17 C Tommy DOWNES (R)		Suzuki - Ray Gnarley/ MoreMoto				
IDEAL LAP TIME : 2:33.827		BEST LAP TIME : 2:35.233		DIFFERENCE : 1.406		
LAP	SECTOR 1	SECTOR 2	LAP TIME	MPH	DIFF	TIME OF DAY
1 -		53.478	2:50.121	62.82	14.888	14:40:40.947
2 -	1:46.529	53.860	2:40.389	66.63	5.156	14:43:21.336
3 -	1:43.537	51.696	2:35.233 (1)	68.85		14:45:56.569
4 -	1:42.131	54.176	2:36.307 (3)	68.37	1.074	14:48:32.876
5 -	1:42.463	53.756	2:36.219 (2)	68.41	0.986	14:51:09.095

P13 85 C Andrew KITE		Ducati - Red Rebel Racing				
IDEAL LAP TIME : 2:34.472		BEST LAP TIME : 2:35.700		DIFFERENCE : 1.228		
LAP	SECTOR 1	SECTOR 2	LAP TIME	MPH	DIFF	TIME OF DAY
1 -		53.787	2:47.945	63.64	12.245	14:40:38.771
2 -	1:47.596	52.953	2:40.549	66.57	4.849	14:43:19.320
3 -	1:43.793	52.663	2:36.456 (2)	68.31	0.756	14:45:55.776
4 -	1:44.525	53.432	2:37.957 (3)	67.66	2.257	14:48:33.733

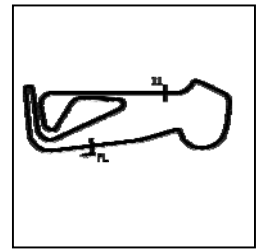
Weather / Track : Cloudy / Wet

Snetterton 300
Circuit Length = 2.9689 miles
Start: 14:37 Flag 14:50 End: 14:52

BMCRC - MRO Championships 2019 - Rnd 5 @ Snetterton

BMCRC Thunderbike Sport - B&C

RACE 7 - SECTOR ANALYSIS



SECTOR 1 = FL to I1, SECTOR 2 = I1 to FL, DIFF = Difference To Personal Best Lap, P = Crossed Finish Line in Pit Lane, D = Time Disallowed

5 - **1:41.809** 53.891 **2:35.700 (1)** **68.64** **14:51:09.433**

P14 72 B		Kevin MILLER		Honda - Mechanical Air Supplies Ltd			
IDEAL LAP TIME : 2:40.330		BEST LAP TIME : 2:40.330		DIFFERENCE : 0.000			
LAP	SECTOR 1	SECTOR 2	LAP TIME	MPH	DIFF	TIME OF DAY	
1 -		55.777	2:55.639	60.85	15.309	14:40:46.465	
2 -	1:51.316	56.136	2:47.452	63.82	7.122	14:43:33.917	
3 -	1:49.270	55.532	2:44.802 (3)	64.85	4.472	14:46:18.719	
4 -	1:47.548	54.836	2:42.384 (2)	65.81	2.054	14:49:01.103	
5 -	1:46.311	54.019	2:40.330 (1)	66.66		14:51:41.433	

P15 117 B		Jordan HARRIS		Suzuki - Steve Jordan Motorcycles			
IDEAL LAP TIME : 2:43.779		BEST LAP TIME : 2:44.035		DIFFERENCE : 0.256			
LAP	SECTOR 1	SECTOR 2	LAP TIME	MPH	DIFF	TIME OF DAY	
1 -		58.987	3:04.514	57.92	20.479	14:40:55.340	
2 -	1:51.751	58.192	2:49.943	62.89	5.908	14:43:45.283	
3 -	1:49.187	56.470	2:45.657 (3)	64.51	1.622	14:46:30.940	
4 -	1:48.002	56.033	2:44.035 (1)	65.15		14:49:14.975	
5 -	1:49.758	55.777	2:45.535 (2)	64.56	1.500	14:52:00.510	

P16 33 C		Peter PARAPANOS (R)		Honda -			
IDEAL LAP TIME : 2:46.078		BEST LAP TIME : 2:46.884		DIFFERENCE : 0.806			
LAP	SECTOR 1	SECTOR 2	LAP TIME	MPH	DIFF	TIME OF DAY	
1 -		56.233	2:57.212	60.31	10.328	14:40:48.038	
2 -	1:52.813	57.006	2:49.819	62.93	2.935	14:43:37.857	
3 -	1:51.266	57.189	2:48.455 (3)	63.44	1.571	14:46:26.312	
4 -	1:50.270	57.316	2:47.586 (2)	63.77	0.702	14:49:13.898	
5 -	1:51.076	55.808	2:46.884 (1)	64.04		14:52:00.782	

P17 37 C		Ricky WOODS		Suzuki - T & S Vehicle Repairs			
IDEAL LAP TIME : 2:47.071		BEST LAP TIME : 2:47.949		DIFFERENCE : 0.878			
LAP	SECTOR 1	SECTOR 2	LAP TIME	MPH	DIFF	TIME OF DAY	
1 -		56.103	2:57.926	60.07	9.977	14:40:48.752	
2 -	1:51.229	56.960	2:48.189 (2)	63.54	0.240	14:43:36.941	
3 -	1:51.957	56.469	2:48.426 (3)	63.45	0.477	14:46:25.367	
4 -	1:50.968	56.981	2:47.949 (1)	63.63		14:49:13.316	
5 -	1:51.904	1:03.512	2:55.416	60.92	7.467	14:52:08.732	

P18 16 B		Geoff LANSDELL		Suzuki - EPG Domestic			
IDEAL LAP TIME : 2:50.200		BEST LAP TIME : 2:50.426		DIFFERENCE : 0.226			
LAP	SECTOR 1	SECTOR 2	LAP TIME	MPH	DIFF	TIME OF DAY	
1 -		59.052	3:05.603	57.58	15.177	14:40:56.429	
2 -	1:52.714	58.267	2:50.981 (3)	62.51	0.555	14:43:47.410	
3 -	1:52.449	58.244	2:50.693 (2)	62.61	0.267	14:46:38.103	
4 -	1:54.520	58.697	2:53.217	61.70	2.791	14:49:31.320	
5 -	1:52.675	57.751	2:50.426 (1)	62.71		14:52:21.746	

P19 101 C		Glen TRIPP (R)		Honda - yaki too racing			
IDEAL LAP TIME : 2:56.969		BEST LAP TIME : 3:00.587		DIFFERENCE : 3.618			
LAP	SECTOR 1	SECTOR 2	LAP TIME	MPH	DIFF	TIME OF DAY	
1 -		58.989	3:07.543	56.98	6.956	14:40:58.369	
2 -	1:57.980	1:12.490	3:10.470 (3)	56.11	9.883	14:44:08.839	
3 -	2:04.599	1:02.069	3:06.668 (2)	57.25	6.081	14:47:15.507	
4 -	2:00.309	1:00.278	3:00.587 (1)	59.18		14:50:16.094	

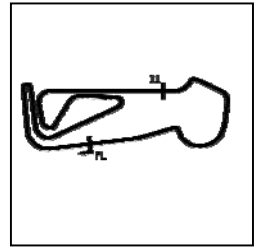
Weather / Track : Cloudy / Wet

Snetterton 300
Circuit Length = 2.9689 miles
Start: 14:37 Flag 14:50 End: 14:52

BMCRC - MRO Championships 2019 - Rnd 5 @ Snetterton

BMCRC Thunderbike Sport - B&C

RACE 7 - SECTOR ANALYSIS



SECTOR 1 = FL to I1, SECTOR 2 = I1 to FL, DIFF = Difference To Personal Best Lap, P = Crossed Finish Line in Pit Lane, D = Time Disallowed

P20 373 C		Robert PRICE (R)		Suzuki -		
IDEAL LAP TIME : 3:06.044		BEST LAP TIME : 3:06.312		DIFFERENCE : 0.268		
LAP	SECTOR 1	SECTOR 2	LAP TIME	MPH	DIFF	TIME OF DAY
1 -		1:01.104	3:14.658	54.90	8.346	14:41:05.484
2 -	2:04.959	1:03.093	3:08.052 (3)	56.83	1.740	14:44:13.536
3 -	2:04.972	1:01.358	3:06.330 (2)	57.36	0.018	14:47:19.866
4 -	2:04.940	1:01.372	3:06.312 (1)	57.36		14:50:26.178

P21 90 B		Edward WATSON		Yamaha - Motorsportdays.com TEA Time Racing		
IDEAL LAP TIME : 2:34.787		BEST LAP TIME :		DIFFERENCE :		
LAP	SECTOR 1	SECTOR 2	LAP TIME	MPH	DIFF	TIME OF DAY
1 -		51.813	2:40.667	66.52		14:40:31.493

BMCRC - MRO Championships 2019 - Rnd 5 @ Snetterton

BMCRC Thunderbike Sport - B&C

RACE 7 - BEST SECTORS

SECTOR 1			SECTOR 2			IDEAL / BEST COMPARISON						
POS	NO	NAME	TIME	NO	NAME	TIME	POS	NO	NAME	IDEAL	BEST	DIFF
1	74	SINGLETON	1:35.986	74	SINGLETON	49.682	1	74	SINGLETON	2:25.668	2:26.424	0.756
2	50	ROBSON	1:37.813	47	WATSON	50.141	2	50	ROBSON	2:28.056	2:28.056	0.000
3	47	WATSON	1:39.293	50	ROBSON	50.243	3	47	WATSON	2:29.434	2:29.434	0.000
4	34	THOMAS (R)	1:40.280	990	BELLOTTI	50.496	4	990	BELLOTTI	2:30.915	2:31.040	0.125
5	990	BELLOTTI	1:40.419	81	MAY	50.826	5	34	THOMAS (R)	2:31.205	2:31.205	0.000
6	104	ROBINSON (R)	1:40.655	34	THOMAS (R)	50.925	6	81	MAY	2:31.764	2:31.764	0.000
7	81	MAY	1:40.938	191	SEATH	50.933	7	104	ROBINSON (R)	2:32.079	2:33.022	0.943
8	13	GREEN	1:41.253	13	GREEN	51.131	8	191	SEATH	2:32.342	2:32.452	0.110
9	191	SEATH	1:41.409	104	ROBINSON (R)	51.424	9	13	GREEN	2:32.384	2:32.916	0.532
10	171	CLUNE	1:41.538	171	CLUNE	51.616	10	171	CLUNE	2:33.154	2:33.154	0.000
11	85	KITE	1:41.809	17	DOWNES (R)	51.696	11	17	DOWNES (R)	2:33.827	2:35.233	1.406
12	17	DOWNES (R)	1:42.131	90	WATSON	51.813	12	961	SIM	2:34.431	2:34.756	0.325
13	961	SIM	1:42.368	961	SIM	52.063	13	85	KITE	2:34.472	2:35.700	1.228
14	90	WATSON	1:42.974	85	KITE	52.663	14	90	WATSON	2:34.787		
15	72	MILLER	1:46.311	72	MILLER	54.019	15	72	MILLER	2:40.330	2:40.330	0.000
16	117	HARRIS	1:48.002	117	HARRIS	55.777	16	117	HARRIS	2:43.779	2:44.035	0.256
17	33	PARAPANOS (R)	1:50.270	33	PARAPANOS (R)	55.808	17	33	PARAPANOS (R)	2:46.078	2:46.884	0.806
18	37	WOODS	1:50.968	37	WOODS	56.103	18	37	WOODS	2:47.071	2:47.949	0.878
19	16	LANSDELL	1:52.449	16	LANSDELL	57.751	19	16	LANSDELL	2:50.200	2:50.426	0.226
20	101	TRIPP (R)	1:57.980	101	TRIPP (R)	58.989	20	101	TRIPP (R)	2:56.969	3:00.587	3.618
21	373	PRICE (R)	2:04.940	373	PRICE (R)	1:01.104	21	373	PRICE (R)	3:06.044	3:06.312	0.268
22												

Weather / Track : Cloudy / Wet

Results can be found at www.tsl-timing.com

Snetterton 300

Circuit Length = 2.9689 miles

Start: 14:37 Flag 14:50 End: 14:52

Printed - 14:53 Saturday, 08 June 2019

BMCRC - MRO Championships 2019 - Rnd 5 @ Snetterton

BMCRC Thunderbike Sport - A&C

RACE 15 - GRID (5 Laps)

ROW 12	1		1		34	121 Roger MARSH		
ROW 11		33	94 Steve SAINT	32	22 Matthew MAY	31	41 Kyal TINKER	
ROW 10		30	196 Emma PETERSON (R)	29	624 Matthew FEDRICK (R)	28	481 Clinton KEULDER	
ROW 9			27	373 Robert PRICE (R)	26	77 Ben CATT	25	119 Aaron WHITING (R)
ROW 8		24	31 Corey TINKER	23	37 Ricky WOODS	22	53 Tim BANWELL (R)	
ROW 7			21	101 Glen TRIPP (R)	20	84 Ricardo BRANCO	19	551 Brody CROCKFORD
ROW 6		18	33 Peter PARAPANOS (R)	17	198 Steven TOPPING	16	137 Charlie CRAWT	
ROW 5			15	17 Tommy DOWNES (R)	14	186 Owen JENNER	13	48 Shaun WALLIS
ROW 4		12	181 Robert FRANKLIN	11	100 Craig HOWTON	10	34 Dan THOMAS (R)	
ROW 3			9	50 Paul ROBSON	8	76 Phillip RODGERS	7	81 Malvern MAY
ROW 2		6	666 Shane BEASLEY	5	85 Andrew KITE	4	54 Adam JAMISON	
ROW 1			3	13 Wil GREEN	2	104 Alex ROBINSON (R)	1	14 Chris BURRAGE
							Pole	

Snetterton 300
Circuit Length = 2.9689 miles

These results are provisional until the conclusion of any judicial and technical matters.

Clerk Of Course :	Timekeeper :
-------------------	--------------

Results can be found at www.tsl-timing.com

Printed - 14:57 Saturday, 08 June 2019



BMCRC - MRO Championships 2019 - Rnd 5 @ Snetterton

BMCRC Thunderbike Sport - A&C

RACE 15 - CLASSIFICATION

POS	NO	CL	PIC NAME	ENTRY	LAPS	TIME	GAP	DIFF	MPH	BEST	ON
1	54	A	1 Adam JAMISON	Yamaha - AJ Racing	5	11:57.968			74.43	2:18.755	5
2	84	A	2 Ricardo BRANCO	Yamaha - IMP Racing	5	12:02.715	4.747	4.747	73.94	2:15.278	5
3	666	A	3 Shane BEASLEY	Yamaha -	5	12:06.284	8.316	3.569	73.58	2:14.903	5
4	104	C	1 Alex ROBINSON (R)	Honda - Boa	5	12:07.640	9.672	1.356	73.44	2:16.560	5
5	85	C	2 Andrew KITE	Ducati - Red Rebel Racing	5	12:11.801	13.833	4.161	73.02	2:15.388	5
6	37	C	3 Ricky WOODS	Suzuki - T & S Vehicle Repairs	5	12:13.130	15.162	1.329	72.89	2:16.711	5
7	50	C	4 Paul ROBSON	Yamaha - RBProperty services & Environment Light	5	12:13.719	15.751	0.589	72.83	2:16.453	5
8	17	C	5 Tommy DOWNES (R)	Suzuki - Ray Gnarley/ MoreMoto	5	12:14.371	16.403	0.652	72.77	2:17.137	5
9	373	C	6 Robert PRICE (R)	Suzuki -	5	12:15.130	17.162	0.759	72.69	2:18.313	5
10	34	C	7 Dan THOMAS (R)	Suzuki -	5	12:15.767	17.799	0.637	72.63	2:17.430	5
11	76	A	4 Phillip RODGERS	Suzuki - pinbadgelab.co.uk	5	12:17.219	19.251	1.452	72.48	2:18.668	5
12	13	C	8 Wil GREEN	Suzuki - Faith Fueled Racing	5	12:24.907	26.939	7.688	71.74	2:21.310	5
13	181	C	9 Robert FRANKLIN	Suzuki - RCF GARDENS	5	12:26.598	28.630	1.691	71.57	2:20.258	5
14	624	C	10 Matthew FEDRICK (R)	Yamaha - Matthew Fedrick farriers ltd	5	12:50.377	52.409	23.779	69.36	2:22.417	5
15	22	A	5 Matthew MAY	Honda - Tliehurst Glass Racing	5	12:50.543	52.575	0.166	69.35	2:29.605	3
16	101	C	11 Glen TRIPP (R)	Honda - yaki too racing	5	12:51.448	53.480	0.905	69.27	2:24.409	5
17	33	C	12 Peter PARAPANOS (R)	Honda -	5	12:53.654	55.686	2.206	69.07	2:25.654	5
18	31	A	6 Corey TINKER	Kawasaki - Aquatix-2u Ltd	5	13:18.505	1:20.537	24.851	66.92	2:30.986	5
19	196	C	13 Emma PETERSON (R)	Yamaha - Plus racing gear, Helmet city Chichester,	5	13:42.174	1:44.206	23.669	64.99	2:34.414	4
20	119	C	14 Aaron WHITING (R)	Yamaha - Whiting Rail Ltd	5	13:44.915	1:46.947	2.741	64.78	2:34.682	5
21	53	C	15 Tim BANWELL (R)	Yamaha -	5	13:47.170	1:49.202	2.255	64.60	2:36.216	3

NOT CLASSIFIED

DNF	41	A	Kyal TINKER	Kawasaki - Aquatix-2u Ltd	1	3:09.611	4 Laps	4 Laps	56.36		
DNF	81	C	Malvern MAY	Honda -	0						
DNF	100	A	Craig HOWTON	Honda - Me	0						
DNF	48	A	Shaun WALLIS	Yamaha - Watling Tyres	0						
DNF	198*	A	Steven TOPPING	Yamaha -	0						
DNF	551	A	Brody CROCKFORD	Yamaha - CPE Motosport	0						
DNF	481	A	Clinton KEULDER	Yamaha - My wife	0						

FASTEST LAP

666	A	Shane BEASLEY	Yamaha -	5	2:14.903	79.22 mph	127.50 kph
85	C	Andrew KITE	Ducati - Red Rebel Racing	5	2:15.388	78.94 mph	127.04 kph

No. 198 - 20 Second Penalty, Jump Start
 Class A - 92.5% of Race Speed = 68.84 mph
 Class C - 92.5% of Race Speed = 67.93 mph

Snetterton 300
 Circuit Length = 2.9689 miles
 Start: 17:32 Flag 17:44 End: 17:46

Weather / Track : Cloudy / Damp

These results are provisional until the conclusion of any judicial and technical matters.

Clerk Of Course :	Timekeeper :
-------------------	--------------

Results can be found at www.tsl-timing.com

Printed - 17:46 Saturday, 08 June 2019



BMCRC - MRO Championships 2019 - Rnd 5 @ Snetterton

BMCRC Thunderbike Sport - A&C

RACE 15 - LAP CHART

LAP 1 @ 17:34:45.389

NO	BEHIND	LAP TIME
54		2:28.553
13	8.423	2:36.976
104	12.582	2:41.135
373	12.822	2:41.375
34	13.179	2:41.732
84	13.422	2:41.975
17	13.762	2:42.315
50	14.397	2:42.950
76	14.783	2:43.336
85	15.069	2:43.622
181	15.495	2:44.048
666	15.682	2:44.235
22	15.758	2:44.311
37	16.551	2:45.104
101	19.327	2:47.880
33	23.036	2:51.589
624	24.350	2:52.903
31	26.050	2:54.603
53	26.570	2:55.123
196	32.150	3:00.703
119	33.408	3:01.961
41	41.058	3:09.611

LAP 2 @ 17:37:11.960

NO	BEHIND	LAP TIME
54		2:26.571
84	14.465	2:27.614
104	16.238	2:30.227
13	16.719	2:34.867
373	17.230	2:30.979
50	17.250	2:29.424
666	18.136	2:29.025
85	19.040	2:30.542
34	19.072	2:32.464
37	19.854	2:29.874
76	19.876	2:31.664
17	20.659	2:33.468
22	22.355	2:33.168
181	23.221	2:34.297
101	30.279	2:37.523
33	33.292	2:36.827
624	34.404	2:36.625
53	40.113	2:40.114
31	40.319	2:40.840
119	51.700	2:44.863
196	54.882	2:49.303

LAP 3 @ 17:39:35.732

NO	BEHIND	LAP TIME
54		2:23.772
84	12.001	2:21.308
104	15.101	2:22.635
666	15.861	2:21.497
373	16.841	2:23.383
85	17.900	2:22.632
37	17.905	2:21.823
50	18.384	2:24.906
17	19.118	2:22.231
34	19.145	2:23.845
76	19.753	2:23.649
13	21.887	2:28.940

181	26.347	2:26.898
22	28.188	2:29.605
101	38.576	2:32.069
33	40.315	2:30.795
624	41.141	2:30.509
53	52.557	2:36.216
31	54.734	2:38.187
196	1:12.659	2:41.549
119	1:12.992	2:45.064

LAP 4 @ 17:41:56.049

NO	BEHIND	LAP TIME
54		2:20.317
84	8.224	2:16.540
104	11.867	2:17.083
666	12.168	2:16.624
85	17.200	2:19.617
37	17.206	2:19.618
373	17.604	2:21.080
17	18.021	2:19.220
50	18.053	2:19.986
34	19.124	2:20.296
76	19.338	2:19.902
13	24.384	2:22.814
181	27.127	2:21.097
22	38.755	2:30.884
101	47.826	2:29.567
624	48.747	2:27.923
33	48.787	2:28.789
31	1:08.306	2:33.889
53	1:08.672	2:36.432
196	1:26.756	2:34.414
119	1:31.020	2:38.345

LAP 5 @ 17:44:14.804

NO	BEHIND	LAP TIME
54		2:18.755
84	4.747	2:15.278
666	8.316	2:14.903
104	9.672	2:16.560
85	13.833	2:15.388
37	15.162	2:16.711
50	15.751	2:16.453
17	16.403	2:17.137
373	17.162	2:18.313
34	17.799	2:17.430
76	19.251	2:18.668
13	26.939	2:21.310
181	28.630	2:20.258
624	52.409	2:22.417
22	52.575	2:32.575
101	53.480	2:24.409
33	55.686	2:25.654
31	1:20.537	2:30.986
196	1:44.206	2:36.205
119	1:46.947	2:34.682
53	1:49.202	2:59.285

Weather / Track : Cloudy / Damp

Results can be found at www.tsl-timing.com

Snetterton 300

Circuit Length = 2.9689 miles

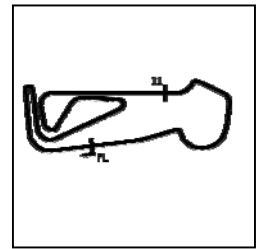
Start: 17:32 Flag 17:44 End: 17:46

Printed - 17:48 Saturday, 08 June 2019

BMCRC - MRO Championships 2019 - Rnd 5 @ Snetterton

BMCRC Thunderbike Sport - A&C

RACE 15 - SECTOR ANALYSIS



SECTOR 1 = FL to I1, SECTOR 2 = I1 to FL, DIFF = Difference To Personal Best Lap, P = Crossed Finish Line in Pit Lane, D = Time Disallowed

P1 54 A Adam JAMISON		Yamaha - AJ Racing				
IDEAL LAP TIME : 2:18.755		BEST LAP TIME : 2:18.755		DIFFERENCE : 0.000		
LAP	SECTOR 1	SECTOR 2	LAP TIME	MPH	DIFF	TIME OF DAY
1 -		50.570	2:28.553	71.94	9.798	17:34:45.389
2 -	1:37.481	49.090	2:26.571	72.92	7.816	17:37:11.960
3 -	1:35.929	47.843	2:23.772 (3)	74.34	5.017	17:39:35.732
4 -	1:33.171	47.146	2:20.317 (2)	76.17	1.562	17:41:56.049
5 -	1:31.680	47.075	2:18.755 (1)	77.02		17:44:14.804

P2 84 A Ricardo BRANCO		Yamaha - IMP Racing				
IDEAL LAP TIME : 2:15.164		BEST LAP TIME : 2:15.278		DIFFERENCE : 0.114		
LAP	SECTOR 1	SECTOR 2	LAP TIME	MPH	DIFF	TIME OF DAY
1 -		55.209	2:41.975	65.98	26.697	17:34:58.811
2 -	1:38.094	49.520	2:27.614	72.40	12.336	17:37:26.425
3 -	1:34.072	47.236	2:21.308 (3)	75.63	6.030	17:39:47.733
4 -	1:30.699	45.841	2:16.540 (2)	78.27	1.262	17:42:04.273
5 -	1:29.323	45.955	2:15.278 (1)	79.00		17:44:19.551

P3 666 A Shane BEASLEY		Yamaha -				
IDEAL LAP TIME : 2:14.486		BEST LAP TIME : 2:14.903		DIFFERENCE : 0.417		
LAP	SECTOR 1	SECTOR 2	LAP TIME	MPH	DIFF	TIME OF DAY
1 -		56.323	2:44.235	65.07	29.332	17:35:01.071
2 -	1:39.032	49.993	2:29.025	71.72	14.122	17:37:30.096
3 -	1:34.113	47.384	2:21.497 (3)	75.53	6.594	17:39:51.593
4 -	1:30.552	46.072	2:16.624 (2)	78.22	1.721	17:42:08.217
5 -	1:28.414	46.489	2:14.903 (1)	79.22		17:44:23.120

P4 104 C Alex ROBINSON (R)		Honda - Boa				
IDEAL LAP TIME : 2:15.977		BEST LAP TIME : 2:16.560		DIFFERENCE : 0.583		
LAP	SECTOR 1	SECTOR 2	LAP TIME	MPH	DIFF	TIME OF DAY
1 -		57.099	2:41.135	66.32	24.575	17:34:57.971
2 -	1:40.819	49.408	2:30.227	71.14	13.667	17:37:28.198
3 -	1:34.596	48.039	2:22.635 (3)	74.93	6.075	17:39:50.833
4 -	1:31.185	45.898	2:17.083 (2)	77.96	0.523	17:42:07.916
5 -	1:30.079	46.481	2:16.560 (1)	78.26		17:44:24.476

P5 85 C Andrew KITE		Ducati - Red Rebel Racing				
IDEAL LAP TIME : 2:15.388		BEST LAP TIME : 2:15.388		DIFFERENCE : 0.000		
LAP	SECTOR 1	SECTOR 2	LAP TIME	MPH	DIFF	TIME OF DAY
1 -		55.745	2:43.622	65.32	28.234	17:35:00.458
2 -	1:41.863	48.679	2:30.542	70.99	15.154	17:37:31.000
3 -	1:34.812	47.820	2:22.632 (3)	74.93	7.244	17:39:53.632
4 -	1:32.441	47.176	2:19.617 (2)	76.55	4.229	17:42:13.249
5 -	1:30.224	45.164	2:15.388 (1)	78.94		17:44:28.637

P6 37 C Ricky WOODS		Suzuki - T & S Vehicle Repairs				
IDEAL LAP TIME : 2:16.711		BEST LAP TIME : 2:16.711		DIFFERENCE : 0.000		
LAP	SECTOR 1	SECTOR 2	LAP TIME	MPH	DIFF	TIME OF DAY
1 -		56.564	2:45.104	64.73	28.393	17:35:01.940
2 -	1:40.971	48.903	2:29.874	71.31	13.163	17:37:31.814
3 -	1:34.565	47.258	2:21.823 (3)	75.36	5.112	17:39:53.637
4 -	1:32.690	46.928	2:19.618 (2)	76.55	2.907	17:42:13.255
5 -	1:30.932	45.779	2:16.711 (1)	78.18		17:44:29.966

P7 50 C Paul ROBSON		Yamaha - RBProperty services & Environment Lighting				
IDEAL LAP TIME : 2:16.453		BEST LAP TIME : 2:16.453		DIFFERENCE : 0.000		
LAP	SECTOR 1	SECTOR 2	LAP TIME	MPH	DIFF	TIME OF DAY

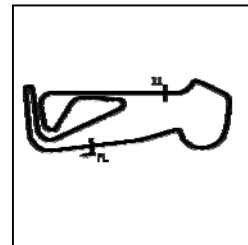
Weather / Track : Cloudy / Damp

Snetterton 300
Circuit Length = 2.9689 miles
Start: 17:32 Flag 17:44 End: 17:46

BMCRC - MRO Championships 2019 - Rnd 5 @ Snetterton

BMCRC Thunderbike Sport - A&C

RACE 15 - SECTOR ANALYSIS



SECTOR 1 = FL to I1, SECTOR 2 = I1 to FL, DIFF = Difference To Personal Best Lap, P = Crossed Finish Line in Pit Lane, D = Time Disallowed

1 -		55.413	2:42.950	65.59	26.497	17:34:59.786
2 -	1:39.328	50.096	2:29.424	71.52	12.971	17:37:29.210
3 -	1:35.979	48.927	2:24.906 (3)	73.75	8.453	17:39:54.116
4 -	1:32.466	47.520	2:19.986 (2)	76.35	3.533	17:42:14.102
5 -	1:30.971	45.482	2:16.453 (1)	78.32		17:44:30.555

P8	17 C	Tommy DOWNES (R)	Suzuki - Ray Gnarley/ MoreMoto			
IDEAL LAP TIME : 2:17.137		BEST LAP TIME : 2:17.137	DIFFERENCE : 0.000			
LAP	SECTOR 1	SECTOR 2	LAP TIME	MPH	DIFF	TIME OF DAY
1 -		56.149	2:42.315	65.84	25.178	17:34:59.151
2 -	1:44.074	49.394	2:33.468	69.64	16.331	17:37:32.619
3 -	1:35.146	47.085	2:22.231 (3)	75.14	5.094	17:39:54.850
4 -	1:32.061	47.159	2:19.220 (2)	76.77	2.083	17:42:14.070
5 -	1:31.134	46.003	2:17.137 (1)	77.93		17:44:31.207

P9	373 C	Robert PRICE (R)	Suzuki -			
IDEAL LAP TIME : 2:18.313		BEST LAP TIME : 2:18.313	DIFFERENCE : 0.000			
LAP	SECTOR 1	SECTOR 2	LAP TIME	MPH	DIFF	TIME OF DAY
1 -		54.627	2:41.375	66.23	23.062	17:34:58.211
2 -	1:40.964	50.015	2:30.979	70.79	12.666	17:37:29.190
3 -	1:35.498	47.885	2:23.383 (3)	74.54	5.070	17:39:52.573
4 -	1:33.073	48.007	2:21.080 (2)	75.75	2.767	17:42:13.653
5 -	1:31.687	46.626	2:18.313 (1)	77.27		17:44:31.966

P10	34 C	Dan THOMAS (R)	Suzuki -			
IDEAL LAP TIME : 2:17.430		BEST LAP TIME : 2:17.430	DIFFERENCE : 0.000			
LAP	SECTOR 1	SECTOR 2	LAP TIME	MPH	DIFF	TIME OF DAY
1 -		55.697	2:41.732	66.08	24.302	17:34:58.568
2 -	1:41.262	51.202	2:32.464	70.10	15.034	17:37:31.032
3 -	1:35.872	47.973	2:23.845 (3)	74.30	6.415	17:39:54.877
4 -	1:32.836	47.460	2:20.296 (2)	76.18	2.866	17:42:15.173
5 -	1:31.350	46.080	2:17.430 (1)	77.77		17:44:32.603

P11	76 A	Phillip RODGERS	Suzuki - pinbadgelab.co.uk			
IDEAL LAP TIME : 2:18.668		BEST LAP TIME : 2:18.668	DIFFERENCE : 0.000			
LAP	SECTOR 1	SECTOR 2	LAP TIME	MPH	DIFF	TIME OF DAY
1 -		56.512	2:43.336	65.43	24.668	17:35:00.172
2 -	1:42.313	49.351	2:31.664	70.47	12.996	17:37:31.836
3 -	1:35.884	47.765	2:23.649 (3)	74.40	4.981	17:39:55.485
4 -	1:32.582	47.320	2:19.902 (2)	76.39	1.234	17:42:15.387
5 -	1:32.044	46.624	2:18.668 (1)	77.07		17:44:34.055

P12	13 C	Wii GREEN	Suzuki - Faith Fueled Racing			
IDEAL LAP TIME : 2:20.993		BEST LAP TIME : 2:21.310	DIFFERENCE : 0.317			
LAP	SECTOR 1	SECTOR 2	LAP TIME	MPH	DIFF	TIME OF DAY
1 -		53.716	2:36.976	68.08	15.666	17:34:53.812
2 -	1:43.218	51.649	2:34.867	69.01	13.557	17:37:28.679
3 -	1:39.821	49.119	2:28.940 (3)	71.76	7.630	17:39:57.619
4 -	1:34.832	47.982	2:22.814 (2)	74.83	1.504	17:42:20.433
5 -	1:33.011	48.299	2:21.310 (1)	75.63		17:44:41.743

P13	181 C	Robert FRANKLIN	Suzuki - RCF GARDENS			
IDEAL LAP TIME : 2:20.103		BEST LAP TIME : 2:20.258	DIFFERENCE : 0.155			
LAP	SECTOR 1	SECTOR 2	LAP TIME	MPH	DIFF	TIME OF DAY
1 -		55.801	2:44.048	65.15	23.790	17:35:00.884
2 -	1:43.772	50.525	2:34.297	69.26	14.039	17:37:35.181
3 -	1:38.969	47.929	2:26.898 (3)	72.75	6.640	17:40:02.079
4 -	1:33.344	47.753	2:21.097 (2)	75.74	0.839	17:42:23.176

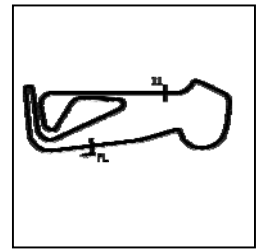
Weather / Track : Cloudy / Damp

Snetterton 300
Circuit Length = 2.9689 miles
Start: 17:32 Flag 17:44 End: 17:46

BMCRC - MRO Championships 2019 - Rnd 5 @ Snetterton

BMCRC Thunderbike Sport - A&C

RACE 15 - SECTOR ANALYSIS



SECTOR 1 = FL to I1, SECTOR 2 = I1 to FL, DIFF = Difference To Personal Best Lap, P = Crossed Finish Line in Pit Lane, D = Time Disallowed

5 - 1:33.499 **46.759** **2:20.258 (1)** **76.20** **17:44:43.434**

P14 624 C		Matthew FEDRICK (R)		Yamaha - Matthew Fedrick farriers ltd			
IDEAL LAP TIME : 2:22.331		BEST LAP TIME : 2:22.417		DIFFERENCE : 0.086			
LAP	SECTOR 1	SECTOR 2	LAP TIME	MPH	DIFF	TIME OF DAY	
1 -		55.725	2:52.903	61.81	30.486	17:35:09.739	
2 -	1:44.605	52.020	2:36.625	68.23	14.208	17:37:46.364	
3 -	1:40.268	50.241	2:30.509 (3)	71.01	8.092	17:40:16.873	
4 -	1:39.102	48.821	2:27.923 (2)	72.25	5.506	17:42:44.796	
5 -	1:33.510	48.907	2:22.417 (1)	75.04		17:45:07.213	

P15 22 A		Matthew MAY		Honda - Tliehurst Glass Racing			
IDEAL LAP TIME : 2:29.605		BEST LAP TIME : 2:29.605		DIFFERENCE : 0.000			
LAP	SECTOR 1	SECTOR 2	LAP TIME	MPH	DIFF	TIME OF DAY	
1 -		54.619	2:44.311	65.04	14.706	17:35:01.147	
2 -	1:42.881	50.287	2:33.168	69.78	3.563	17:37:34.315	
3 -	1:39.694	49.911	2:29.605 (1)	71.44		17:40:03.920	
4 -	1:40.390	50.494	2:30.884 (2)	70.83	1.279	17:42:34.804	
5 -	1:41.853	50.722	2:32.575 (3)	70.05	2.970	17:45:07.379	

P16 101 C		Glen TRIPP (R)		Honda - yaki too racing			
IDEAL LAP TIME : 2:24.409		BEST LAP TIME : 2:24.409		DIFFERENCE : 0.000			
LAP	SECTOR 1	SECTOR 2	LAP TIME	MPH	DIFF	TIME OF DAY	
1 -		54.913	2:47.880	63.66	23.471	17:35:04.716	
2 -	1:46.006	51.517	2:37.523	67.85	13.114	17:37:42.239	
3 -	1:41.814	50.255	2:32.069 (3)	70.28	7.660	17:40:14.308	
4 -	1:39.624	49.943	2:29.567 (2)	71.46	5.158	17:42:43.875	
5 -	1:36.441	47.968	2:24.409 (1)	74.01		17:45:08.284	

P17 33 C		Peter PARAPANOS (R)		Honda -			
IDEAL LAP TIME : 2:25.654		BEST LAP TIME : 2:25.654		DIFFERENCE : 0.000			
LAP	SECTOR 1	SECTOR 2	LAP TIME	MPH	DIFF	TIME OF DAY	
1 -		55.723	2:51.589	62.28	25.935	17:35:08.425	
2 -	1:45.172	51.655	2:36.827	68.15	11.173	17:37:45.252	
3 -	1:40.665	50.130	2:30.795 (3)	70.87	5.141	17:40:16.047	
4 -	1:39.212	49.577	2:28.789 (2)	71.83	3.135	17:42:44.836	
5 -	1:36.973	48.681	2:25.654 (1)	73.37		17:45:10.490	

P18 31 A		Corey TINKER		Kawasaki - Aquatix-2u Ltd			
IDEAL LAP TIME : 2:30.986		BEST LAP TIME : 2:30.986		DIFFERENCE : 0.000			
LAP	SECTOR 1	SECTOR 2	LAP TIME	MPH	DIFF	TIME OF DAY	
1 -		56.857	2:54.603	61.21	23.617	17:35:11.439	
2 -	1:47.106	53.734	2:40.840	66.45	9.854	17:37:52.279	
3 -	1:45.715	52.472	2:38.187 (3)	67.56	7.201	17:40:30.466	
4 -	1:42.679	51.210	2:33.889 (2)	69.45	2.903	17:43:04.355	
5 -	1:40.633	50.353	2:30.986 (1)	70.78		17:45:35.341	

P19 196 C		Emma PETERSON (R)		Yamaha - Plus racing gear, Helmet city Chichester, WG Tyres B			
IDEAL LAP TIME : 2:34.414		BEST LAP TIME : 2:34.414		DIFFERENCE : 0.000			
LAP	SECTOR 1	SECTOR 2	LAP TIME	MPH	DIFF	TIME OF DAY	
1 -		58.768	3:00.703	59.14	26.289	17:35:17.539	
2 -	1:52.791	56.512	2:49.303	63.12	14.889	17:38:06.842	
3 -	1:46.787	54.762	2:41.549 (3)	66.15	7.135	17:40:48.391	
4 -	1:42.178	52.236	2:34.414 (1)	69.21		17:43:22.805	
5 -	1:42.867	53.338	2:36.205 (2)	68.42	1.791	17:45:59.010	

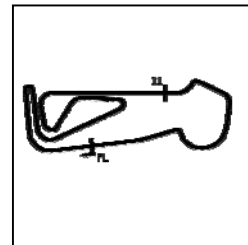
Weather / Track : Cloudy / Damp

Snetterton 300
Circuit Length = 2.9689 miles
Start: 17:32 Flag 17:44 End: 17:46

BMCRC - MRO Championships 2019 - Rnd 5 @ Snetterton

BMCRC Thunderbike Sport - A&C

RACE 15 - SECTOR ANALYSIS



SECTOR 1 = FL to I1, SECTOR 2 = I1 to FL, DIFF = Difference To Personal Best Lap, P = Crossed Finish Line in Pit Lane, D = Time Disallowed

P20 119 C		Aaron WHITING (R)		Yamaha - Whiting Rail Ltd		
IDEAL LAP TIME : 2:34.398		BEST LAP TIME : 2:34.682		DIFFERENCE : 0.284		
LAP	SECTOR 1	SECTOR 2	LAP TIME	MPH	DIFF	TIME OF DAY
1 -		58.203	3:01.961	58.73	27.279	17:35:18.797
2 -	1:48.675	56.188	2:44.863 (3)	64.83	10.181	17:38:03.660
3 -	1:49.444	55.620	2:45.064	64.75	10.382	17:40:48.724
4 -	1:42.677	55.668	2:38.345 (2)	67.49	3.663	17:43:27.069
5 -	1:42.961	51.721	2:34.682 (1)	69.09		17:46:01.751

P21 53 C		Tim BANWELL (R)		Yamaha -		
IDEAL LAP TIME : 2:35.569		BEST LAP TIME : 2:36.216		DIFFERENCE : 0.647		
LAP	SECTOR 1	SECTOR 2	LAP TIME	MPH	DIFF	TIME OF DAY
1 -		56.896	2:55.123	61.03	18.907	17:35:11.959
2 -	1:47.356	52.758	2:40.114 (3)	66.75	3.898	17:37:52.073
3 -	1:43.754	52.462	2:36.216 (1)	68.41		17:40:28.289
4 -	1:43.107	53.325	2:36.432 (2)	68.32	0.216	17:43:04.721
5 -	2:03.183	56.102	2:59.285	59.61	23.069	17:46:04.006

P22 41 A		Kyal TINKER		Kawasaki - Aquatix-2u Ltd		
IDEAL LAP TIME : 3:02.040		BEST LAP TIME :		DIFFERENCE :		
LAP	SECTOR 1	SECTOR 2	LAP TIME	MPH	DIFF	TIME OF DAY
1 -		1:00.516	3:09.611	56.36		17:35:26.447

BMCRC - MRO Championships 2019 - Rnd 5 @ Snetterton

BMCRC Thunderbike Sport - A&C

RACE 15 - BEST SECTORS

SECTOR 1			SECTOR 2			IDEAL / BEST COMPARISON						
POS	NO	NAME	TIME	NO	NAME	TIME	POS	NO	NAME	IDEAL	BEST	DIFF
									PERFECT LAP	2:13.578		
1	666	BEASLEY	1:28.414	85	KITE	45.164	1	666	BEASLEY	2:14.486	2:14.903	0.417
2	84	BRANCO	1:29.323	50	ROBSON	45.482	2	84	BRANCO	2:15.164	2:15.278	0.114
3	104	ROBINSON (R)	1:30.079	37	WOODS	45.779	3	85	KITE	2:15.388	2:15.388	0.000
4	85	KITE	1:30.224	84	BRANCO	45.841	4	104	ROBINSON (R)	2:15.977	2:16.560	0.583
5	37	WOODS	1:30.932	104	ROBINSON (R)	45.898	5	50	ROBSON	2:16.453	2:16.453	0.000
6	50	ROBSON	1:30.971	17	DOWNES (R)	46.003	6	37	WOODS	2:16.711	2:16.711	0.000
7	17	DOWNES (R)	1:31.134	666	BEASLEY	46.072	7	17	DOWNES (R)	2:17.137	2:17.137	0.000
8	34	THOMAS (R)	1:31.350	34	THOMAS (R)	46.080	8	34	THOMAS (R)	2:17.430	2:17.430	0.000
9	54	JAMISON	1:31.680	76	RODGERS	46.624	9	373	PRICE (R)	2:18.313	2:18.313	0.000
10	373	PRICE (R)	1:31.687	373	PRICE (R)	46.626	10	76	RODGERS	2:18.668	2:18.668	0.000
11	76	RODGERS	1:32.044	181	FRANKLIN	46.759	11	54	JAMISON	2:18.755	2:18.755	0.000
12	13	GREEN	1:33.011	54	JAMISON	47.075	12	181	FRANKLIN	2:20.103	2:20.258	0.155
13	181	FRANKLIN	1:33.344	101	TRIPP (R)	47.968	13	13	GREEN	2:20.993	2:21.310	0.317
14	624	FEDRICK (R)	1:33.510	13	GREEN	47.982	14	624	FEDRICK (R)	2:22.331	2:22.417	0.086
15	101	TRIPP (R)	1:36.441	33	PARAPANOS (R)	48.681	15	101	TRIPP (R)	2:24.409	2:24.409	0.000
16	33	PARAPANOS (R)	1:36.973	624	FEDRICK (R)	48.821	16	33	PARAPANOS (R)	2:25.654	2:25.654	0.000
17	22	MAY	1:39.694	22	MAY	49.911	17	22	MAY	2:29.605	2:29.605	0.000
18	31	TINKER	1:40.633	31	TINKER	50.353	18	31	TINKER	2:30.986	2:30.986	0.000
19	196	PETERSON (R)	1:42.178	119	WHITING (R)	51.721	19	119	WHITING (R)	2:34.398	2:34.682	0.284
20	119	WHITING (R)	1:42.677	196	PETERSON (R)	52.236	20	196	PETERSON (R)	2:34.414	2:34.414	0.000
21	53	BANWELL (R)	1:43.107	53	BANWELL (R)	52.462	21	53	BANWELL (R)	2:35.569	2:36.216	0.647
22	41	TINKER	2:01.524	41	TINKER	1:00.516	22	41	TINKER	3:02.040		
23												
24												
25												
26												
27												
28												

Weather / Track : Cloudy / Damp

Results can be found at www.tsl-timing.com

Snetterton 300

Circuit Length = 2.9689 miles

Start: 17:32 Flag 17:44 End: 17:46

Printed - 17:48 Saturday, 08 June 2019

BMCRC - MRO Championships 2019 - Rnd 5 @ Snetterton

BMCRC Thunderbike Sport - A&B

RACE 1 - GRID (7 Laps)

ROW 11	33	333 Andrew HOUGHTON	32	66 Mark SMITH	31	121 Roger MARSH
ROW 10	30	36 Harry FOWLE	29	186 Owen JENNER	28	23 Joe ELLIS
ROW 9	27	117 Jordan HARRIS	26	551 Brody CROCKFORD	25	84 Ricardo BRANCO
ROW 8	24	3:08.290 143 Robert DAVIE	23	3:03.688 481 Clinton KEULDER	22	3:02.623 41 Kyal TINKER
ROW 7	21	2:55.814 16 Geoff LANSDALL	20	2:48.916 77 Ben CATT	19	2:47.375 48 Shaun WALLIS
ROW 6	18	2:46.528 31 Corey TINKER	17	2:45.190 961 Jack SIM	16	2:44.738 72 Kevin MILLER
ROW 5	15	2:43.586 22 Matthew MAY	14	2:43.416 191 James SEATH	13	2:40.445 90 Edward WATSON
ROW 4	12	2:40.289 76 Phillip RODGERS	11	2:40.248 137 Charlie CRAWT	10	2:39.403 47 Thomas WATSON
ROW 3	9	2:38.746 100 Craig HOWTON	8	2:38.541 666 Shane BEASLEY	7	2:38.296 0 Luke STANLEY
ROW 2	6	2:37.096 990 Lee BELLOTTI	5	2:36.998 198 Steven TOPPING	4	2:32.608 171 Colin CLUNE
ROW 1	3	2:30.514 14 Chris BURRAGE	2	2:28.493 54 Adam JAMISON	1	2:24.558 74 Daniel SINGLETON
Pole						

Snetterton 300
Circuit Length = 2.9689 miles

These results are provisional until the conclusion of any judicial and technical matters.

Clerk Of Course :	Timekeeper :
-------------------	--------------

Results can be found at www.tsl-timing.com

Printed - 17:50 Saturday, 08 June 2019



BMCRC - MRO Championships 2019 - Rnd 5 @ Snetterton



BMCRC Thunderbike Sport - A&B

RACE 1 - CLASSIFICATION

POS	NO	CL	PIC NAME	ENTRY	LAPS	TIME	GAP	DIFF	MPH	BEST	ON
1	47	B	1 Thomas WATSON	Yamaha - Motorsportdays.com TEA Time Racing	7	14:52.618			83.81	2:04.202	7
2	961	B	2 Jack SIM	Yamaha -	7	14:52.996	0.378	0.378	83.78	2:04.890	6
3	74	B	3 Daniel SINGLETON	Honda - Bambino Developments Racing	7	14:57.829	5.211	4.833	83.33	2:05.733	6
4	666	A	1 Shane BEASLEY	Yamaha -	7	15:00.892	8.274	3.063	83.04	2:06.110	6
5	90	B	4 Edward WATSON	Yamaha - Motorsportdays.com TEA Time Racing	7	15:19.841	27.223	18.949	81.33	2:07.396	7
6	48	A	2 Shaun WALLIS	Yamaha - Watling Tyres	7	15:20.155	27.537	0.314	81.30	2:06.917	7
7	84	A	3 Ricardo BRANCO	Yamaha - IMP Racing	7	15:21.067	28.449	0.912	81.22	2:07.759	7
8	54	A	4 Adam JAMISON	Yamaha - AJ Racing	7	15:21.443	28.825	0.376	81.19	2:09.938	2
9	72	B	5 Kevin MILLER	Honda - Mechanical Air Supplies Ltd	7	15:28.808	36.190	7.365	80.55	2:10.096	4
10	990	B	6 Lee BELLOTTI	Suzuki - My pocket	7	15:44.000	51.382	15.192	79.25	2:11.167	6
11	76	A	5 Phillip RODGERS	Suzuki - pinbadgelab.co.uk	7	15:54.805	1:02.187	10.805	78.35	2:14.320	7
12	36	B	7 Harry FOWLE	Kawasaki -	7	15:59.648	1:07.030	4.843	77.96	2:13.363	7
13	137	A	6 Charlie CRAWT	Suzuki - Pass Bike Motorcycle Training Ltd & Sublin	7	16:01.357	1:08.739	1.709	77.82	2:14.525	7
14	171	B	8 Colin CLUNE	Suzuki -	7	16:03.754	1:11.136	2.397	77.63	2:15.877	7
15	186	A	7 Owen JENNER	Kawasaki - JB motorcycles	7	16:04.754	1:12.136	1.000	77.54	2:14.952	6
16	551	A	8 Brody CROCKFORD	Yamaha - CPE Motosport	7	16:04.837	1:12.219	0.083	77.54	2:14.823	6
17	0	B	9 Luke STANLEY	Suzuki - Urban Race Tribe	7	16:34.184	1:41.566	29.347	75.25	2:20.140	3
18	23	B	10 Joe ELLIS	Kawasaki -	7	16:37.400	1:44.782	3.216	75.01	2:19.287	7
19	481	A	9 Clinton KEULDER	Yamaha - My wife	7	16:38.830	1:46.212	1.430	74.90	2:18.345	7
20	22	A	10 Matthew MAY	Honda - Tliehurst Glass Racing	7	16:39.348	1:46.730	0.518	74.86	2:19.502	7
21	31	A	11 Corey TINKER	Kawasaki - Aqualix-2u Ltd	7	16:42.711	1:50.093	3.363	74.61	2:19.754	6
22	77	A	12 Ben CATT	Yamaha -	7	16:45.340	1:52.722	2.629	74.41	2:20.502	4
23	41	A	13 Kyal TINKER	Kawasaki - Aqualix-2u Ltd	7	16:51.206	1:58.588	5.866	73.98	2:20.846	7
24	143	B	11 Robert DAVIE	Suzuki -	6	15:06.873	1 Lap	1 Lap	70.71	2:29.112	6
25	16	B	12 Geoff LANSDELL	Suzuki - EPG Domestic	6	15:09.320	1 Lap	2.447	70.52	2:27.566	6

NOT CLASSIFIED

DNF	191	B	James SEATH	Kawasaki - Ovenden Earthmoving	4	8:40.452	3 Laps	2 Laps	82.14	2:06.926	4
DNF	198	A	Steven TOPPING	Yamaha -	3	6:31.198	4 Laps	1 Lap	81.96	2:07.521	3
EX	117*	B	Jordan HARRIS	Suzuki - Steve Jordan Motorcycles	0						

FASTEST LAP

	47	B	Thomas WATSON	Yamaha - Motorsportdays.com TEA Time Racing	7	2:04.202			86.05 mph	138.49 kph	
	666	A	Shane BEASLEY	Yamaha -	6	2:06.110			84.75 mph	136.39 kph	

No. 117 – Excluded from race result, failing post-race technical

Class B - 92.5% of Race Speed = 77.52 mph

Class A - 92.5% of Race Speed = 76.81 mph

Snetterton 300

Circuit Length = 2.9689 miles

Start: 09:45 Flag 10:00 End: 10:02

Weather / Track : Bright / Dry

These results are provisional until the conclusion of any judicial and technical matters.

Clerk Of Course :	Timekeeper :
-------------------	--------------

Results can be found at www.tsl-timing.com

Printed - 10:23 Sunday, 09 June 2019



BMCRC - MRO Championships 2019 - Rnd 5 @ Snetterton

BMCRC Thunderbike Sport - A&B

RACE 1 - LAP CHART

LAP 1 @ 09:47:49.631

NO	BEHIND	LAP TIME
74		2:13.771
666	0.206	2:13.977
198	1.212	2:14.983
47	2.125	2:15.896
54	2.213	2:15.984
961	2.245	2:16.016
191	4.024	2:17.795
990	5.313	2:19.084
48	8.658	2:22.429
90	8.832	2:22.603
84	8.837	2:22.608
72	9.339	2:23.110
171	10.019	2:23.790
76	11.001	2:24.772
137	11.898	2:25.669
186	14.109	2:27.880
36	14.133	2:27.904
0	14.348	2:28.119
551	14.369	2:28.140
22	17.313	2:31.084
23	17.956	2:31.727
481	20.605	2:34.376
77	20.733	2:34.504
41	21.106	2:34.877
31	21.188	2:34.959
143	24.778	2:38.549
16	27.887	2:41.658

LAP 2 @ 09:49:58.609

NO	BEHIND	LAP TIME
666		2:08.772
961	0.349	2:07.082
74	0.791	2:09.769
198	0.928	2:08.694
47	1.370	2:08.223
54	3.173	2:09.938
191	3.268	2:08.222
990	8.705	2:12.370
48	11.674	2:11.994
84	11.694	2:11.835
90	11.935	2:12.081
72	12.157	2:11.796
76	16.789	2:14.766
171	17.368	2:16.327
137	20.775	2:17.855
36	22.188	2:17.033
186	22.598	2:17.467
551	23.006	2:17.615
0	26.807	2:21.437
22	31.329	2:22.994
481	31.901	2:20.274
23	32.317	2:23.339
31	35.626	2:23.416
41	36.684	2:24.556
77	36.793	2:25.038
143	45.681	2:29.881
16	49.908	2:30.999

LAP 3 @ 09:52:06.366

NO	BEHIND	LAP TIME
961		2:07.408

666	0.108	2:07.865
198	0.692	2:07.521
47	0.786	2:07.173
74	1.626	2:08.592
191	3.020	2:07.509
54	6.540	2:11.124
990	12.792	2:11.844
90	14.460	2:10.282
48	14.847	2:10.930
84	15.609	2:11.672
72	15.628	2:11.228
76	24.054	2:15.022
171	25.587	2:15.976
137	30.414	2:17.396
36	30.596	2:16.165
186	30.801	2:15.960
551	31.717	2:16.468
0	39.190	2:20.140
481	42.580	2:18.436
23	45.953	2:21.393
22	45.967	2:22.395
31	49.557	2:21.688
77	51.478	2:22.442
41	52.429	2:23.502
143	1:07.271	2:29.347
16	1:12.061	2:29.910

LAP 4 @ 09:54:13.794

NO	BEHIND	LAP TIME
961		2:07.428
47	0.045	2:06.687
74	0.841	2:06.643
666	1.335	2:08.655
191	2.518	2:06.926
54	10.842	2:11.730
90	16.946	2:09.914
48	17.336	2:09.917
84	17.546	2:09.365
72	18.296	2:10.096
990	28.765	2:23.401
76	32.046	2:15.420
171	35.598	2:17.439
137	39.078	2:16.092
36	39.256	2:16.088
551	39.322	2:15.033
186	39.734	2:16.361
0	53.165	2:21.403
23	1:00.284	2:21.759
481	1:01.160	2:26.008
22	1:01.331	2:22.792
31	1:03.387	2:21.258
77	1:04.552	2:20.502
41	1:08.078	2:23.077
143	1:29.926	2:30.083
16	1:34.672	2:30.039

LAP 5 @ 09:56:18.997

NO	BEHIND	LAP TIME
961		2:05.203
47	0.973	2:06.131
74	1.632	2:05.994
666	3.729	2:07.597
54	17.198	2:11.559
90	21.044	2:09.301

48	22.060	2:09.927
84	22.080	2:09.737
72	23.809	2:10.716
990	37.022	2:13.460
76	41.951	2:15.108
171	47.464	2:17.069
36	48.803	2:14.750
137	49.067	2:15.192
186	50.532	2:16.001
551	50.799	2:16.680
0	1:08.411	2:20.449
23	1:15.501	2:20.420
22	1:16.931	2:20.803
481	1:17.862	2:21.905
31	1:19.461	2:21.277
77	1:20.670	2:21.321
41	1:25.194	2:22.319
143	1:54.624	2:29.901
16	1:58.617	2:29.148

186	1:12.136	2:16.133
551	1:12.219	2:16.078
0	1:41.566	2:21.518
23	1:44.782	2:19.287
481	1:46.212	2:18.345
22	1:46.730	2:19.502
31	1:50.093	2:20.359
77	1:52.722	2:20.823
41	1:58.588	2:20.846

LAP 6 @ 09:58:23.887

NO	BEHIND	LAP TIME
961		2:04.890
47	0.389	2:04.306
74	2.475	2:05.733
666	4.949	2:06.110
54	22.819	2:10.511
90	24.418	2:08.264
48	25.211	2:08.041
84	25.281	2:08.091
72	29.470	2:10.551
990	43.299	2:11.167
76	52.458	2:15.397
36	58.258	2:14.345
137	58.805	2:14.628
171	59.850	2:17.276
186	1:00.594	2:14.952
551	1:00.732	2:14.823
0	1:24.639	2:21.118
23	1:30.086	2:19.475
22	1:31.819	2:19.778
481	1:32.458	2:19.486
31	1:34.325	2:19.754
77	1:36.490	2:20.710
41	1:42.333	2:22.029

LAP 7 @ 10:00:28.478

NO	BEHIND	LAP TIME
47		2:04.202
961	0.378	2:04.969
74	5.211	2:07.327
666	8.274	2:07.916
143	1 Lap	2:29.112
16	1 Lap	2:27.566
90	27.223	2:07.396
48	27.537	2:06.917
84	28.449	2:07.759
54	28.825	2:10.597
72	36.190	2:11.311
990	51.382	2:12.674
76	1:02.187	2:14.320
36	1:07.030	2:13.363
137	1:08.739	2:14.525
171	1:11.136	2:15.877

Weather / Track : Bright / Dry

Results can be found at www.tsl-timing.com

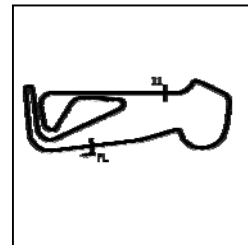
Snetterton 300
Circuit Length = 2.9689 miles
Start: 09:45 Flag 10:00 End: 10:02

Printed - 10:24 Sunday, 09 June 2019

BMCRC - MRO Championships 2019 - Rnd 5 @ Snetterton

BMCRC Thunderbike Sport - A&B

RACE 1 - SECTOR ANALYSIS



SECTOR 1 = FL to I1, SECTOR 2 = I1 to FL, DIFF = Difference To Personal Best Lap, P = Crossed Finish Line in Pit Lane, D = Time Disallowed

P1 47 B Thomas WATSON		Yamaha - Motorsportdays.com TEA Time Racing				
IDEAL LAP TIME : 2:04.199		BEST LAP TIME : 2:04.202		DIFFERENCE : 0.003		
LAP	SECTOR 1	SECTOR 2	LAP TIME	MPH	DIFF	TIME OF DAY
1 -		43.078	2:15.896	78.64	11.694	09:47:51.756
2 -	1:26.185	42.038	2:08.223	83.35	4.021	09:49:59.979
3 -	1:24.350	42.823	2:07.173	84.04	2.971	09:52:07.152
4 -	1:24.866	41.821	2:06.687	84.36	2.485	09:54:13.839
5 -	1:24.538	41.593	2:06.131 (3)	84.73	1.929	09:56:19.970
6 -	1:23.075	41.231	2:04.306 (2)	85.98	0.104	09:58:24.276
7 -	1:22.968	41.234	2:04.202 (1)	86.05		10:00:28.478

P2 961 B Jack SIM		Yamaha -				
IDEAL LAP TIME : 2:04.325		BEST LAP TIME : 2:04.890		DIFFERENCE : 0.565		
LAP	SECTOR 1	SECTOR 2	LAP TIME	MPH	DIFF	TIME OF DAY
1 -		42.525	2:16.016	78.57	11.126	09:47:51.876
2 -	1:24.819	42.263	2:07.082	84.10	2.192	09:49:58.958
3 -	1:24.814	42.594	2:07.408	83.88	2.518	09:52:06.366
4 -	1:25.382	42.046	2:07.428	83.87	2.538	09:54:13.794
5 -	1:23.520	41.683	2:05.203 (3)	85.36	0.313	09:56:18.997
6 -	1:23.061	41.829	2:04.890 (1)	85.57		09:58:23.887
7 -	1:23.705	41.264	2:04.969 (2)	85.52	0.079	10:00:28.856

P3 74 B Daniel SINGLETON		Honda - Bambino Developments Racing				
IDEAL LAP TIME : 2:05.731		BEST LAP TIME : 2:05.733		DIFFERENCE : 0.002		
LAP	SECTOR 1	SECTOR 2	LAP TIME	MPH	DIFF	TIME OF DAY
1 -		42.625	2:13.771	79.89	8.038	09:47:49.631
2 -	1:26.795	42.974	2:09.769	82.36	4.036	09:49:59.400
3 -	1:25.219	43.373	2:08.592	83.11	2.859	09:52:07.992
4 -	1:24.420	42.223	2:06.643 (3)	84.39	0.910	09:54:14.635
5 -	1:24.128	41.866	2:05.994 (2)	84.83	0.261	09:56:20.629
6 -	1:23.865	41.868	2:05.733 (1)	85.00		09:58:26.362
7 -	1:24.544	42.783	2:07.327	83.94	1.594	10:00:33.689

P4 666 A Shane BEASLEY		Yamaha -				
IDEAL LAP TIME : 2:06.110		BEST LAP TIME : 2:06.110		DIFFERENCE : 0.000		
LAP	SECTOR 1	SECTOR 2	LAP TIME	MPH	DIFF	TIME OF DAY
1 -		43.384	2:13.977	79.77	7.867	09:47:49.837
2 -	1:25.528	43.244	2:08.772	83.00	2.662	09:49:58.609
3 -	1:24.852	43.013	2:07.865 (3)	83.58	1.755	09:52:06.474
4 -	1:26.320	42.335	2:08.655	83.07	2.545	09:54:15.129
5 -	1:25.335	42.262	2:07.597 (2)	83.76	1.487	09:56:22.726
6 -	1:23.923	42.187	2:06.110 (1)	84.75		09:58:28.836
7 -	1:24.606	43.310	2:07.916	83.55	1.806	10:00:36.752

P5 90 B Edward WATSON		Yamaha - Motorsportdays.com TEA Time Racing				
IDEAL LAP TIME : 2:07.396		BEST LAP TIME : 2:07.396		DIFFERENCE : 0.000		
LAP	SECTOR 1	SECTOR 2	LAP TIME	MPH	DIFF	TIME OF DAY
1 -		45.029	2:22.603	74.94	15.207	09:47:58.463
2 -	1:27.082	44.999	2:12.081	80.92	4.685	09:50:10.544
3 -	1:26.599	43.683	2:10.282	82.03	2.886	09:52:20.826
4 -	1:26.217	43.697	2:09.914	82.27	2.518	09:54:30.740
5 -	1:26.504	42.797	2:09.301 (3)	82.66	1.905	09:56:40.041
6 -	1:25.318	42.946	2:08.264 (2)	83.32	0.868	09:58:48.305
7 -	1:24.723	42.673	2:07.396 (1)	83.89		10:00:55.701

P6 48 A Shaun WALLIS		Yamaha - Watling Tyres				
IDEAL LAP TIME : 2:06.917		BEST LAP TIME : 2:06.917		DIFFERENCE : 0.000		
LAP	SECTOR 1	SECTOR 2	LAP TIME	MPH	DIFF	TIME OF DAY

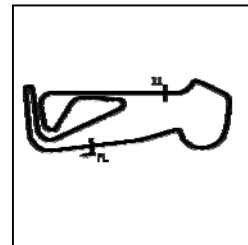
Weather / Track : Bright / Dry

Snetterton 300
Circuit Length = 2.9689 miles
Start: 09:45 Flag 10:00 End: 10:02

BMCRC - MRO Championships 2019 - Rnd 5 @ Snetterton

BMCRC Thunderbike Sport - A&B

RACE 1 - SECTOR ANALYSIS



SECTOR 1 = FL to I1, SECTOR 2 = I1 to FL, DIFF = Difference To Personal Best Lap, P = Crossed Finish Line in Pit Lane, D = Time Disallowed

LAP	SECTOR 1	SECTOR 2	LAP TIME	MPH	DIFF	TIME OF DAY
1 -		44.601	2:22.429	75.04	15.512	09:47:58.289
2 -	1:27.085	44.909	2:11.994	80.97	5.077	09:50:10.283
3 -	1:27.279	43.651	2:10.930	81.63	4.013	09:52:21.213
4 -	1:26.304	43.613	2:09.917 (3)	82.26	3.000	09:54:31.130
5 -	1:26.353	43.574	2:09.927	82.26	3.010	09:56:41.057
6 -	1:25.009	43.032	2:08.041 (2)	83.47	1.124	09:58:49.098
7 -	1:24.273	42.644	2:06.917 (1)	84.21		10:00:56.015

P7	84 A	Ricardo BRANCO	Yamaha - IMP Racing
IDEAL LAP TIME :	2:07.209	BEST LAP TIME :	2:07.759
		DIFFERENCE :	0.550

LAP	SECTOR 1	SECTOR 2	LAP TIME	MPH	DIFF	TIME OF DAY
1 -		44.215	2:22.608	74.94	14.849	09:47:58.468
2 -	1:27.434	44.401	2:11.835	81.07	4.076	09:50:10.303
3 -	1:27.906	43.766	2:11.672	81.17	3.913	09:52:21.975
4 -	1:26.512	42.853	2:09.365 (3)	82.61	1.606	09:54:31.340
5 -	1:26.581	43.156	2:09.737	82.38	1.978	09:56:41.077
6 -	1:25.093	42.998	2:08.091 (2)	83.44	0.332	09:58:49.168
7 -	1:24.356	43.403	2:07.759 (1)	83.65		10:00:56.927

P8	54 A	Adam JAMISON	Yamaha - AJ Racing
IDEAL LAP TIME :	2:09.928	BEST LAP TIME :	2:09.938
		DIFFERENCE :	0.010

LAP	SECTOR 1	SECTOR 2	LAP TIME	MPH	DIFF	TIME OF DAY
1 -		43.533	2:15.984	78.59	6.046	09:47:51.844
2 -	1:26.813	43.125	2:09.938 (1)	82.25		09:50:01.782
3 -	1:27.015	44.109	2:11.124	81.51	1.186	09:52:12.906
4 -	1:27.709	44.021	2:11.730	81.13	1.792	09:54:24.636
5 -	1:27.358	44.201	2:11.559	81.24	1.621	09:56:36.195
6 -	1:26.818	43.693	2:10.511 (2)	81.89	0.573	09:58:46.706
7 -	1:26.803	43.794	2:10.597 (3)	81.84	0.659	10:00:57.303

P9	72 B	Kevin MILLER	Honda - Mechanical Air Supplies Ltd
IDEAL LAP TIME :	2:09.796	BEST LAP TIME :	2:10.096
		DIFFERENCE :	0.300

LAP	SECTOR 1	SECTOR 2	LAP TIME	MPH	DIFF	TIME OF DAY
1 -		46.444	2:23.110	74.68	13.014	09:47:58.970
2 -	1:27.321	44.475	2:11.796	81.09	1.700	09:50:10.766
3 -	1:26.986	44.242	2:11.228	81.44	1.132	09:52:21.994
4 -	1:25.844	44.252	2:10.096 (1)	82.15		09:54:32.090
5 -	1:26.764	43.952	2:10.716 (3)	81.76	0.620	09:56:42.806
6 -	1:26.136	44.415	2:10.551 (2)	81.86	0.455	09:58:53.357
7 -	1:26.540	44.771	2:11.311	81.39	1.215	10:01:04.668

P10	990 B	Lee BELLOTTI	Suzuki - My pocket
IDEAL LAP TIME :	2:11.153	BEST LAP TIME :	2:11.167
		DIFFERENCE :	0.014

LAP	SECTOR 1	SECTOR 2	LAP TIME	MPH	DIFF	TIME OF DAY
1 -		44.118	2:19.084	76.84	7.917	09:47:54.944
2 -	1:27.925	44.445	2:12.370 (3)	80.74	1.203	09:50:07.314
3 -	1:27.513	44.331	2:11.844 (2)	81.06	0.677	09:52:19.158
4 -	1:27.419	55.982	2:23.401	74.53	12.234	09:54:42.559
5 -	1:29.229	44.231	2:13.460	80.08	2.293	09:56:56.019
6 -	1:27.035	44.132	2:11.167 (1)	81.48		09:59:07.186
7 -	1:27.558	45.116	2:12.674	80.55	1.507	10:01:19.860

P11	76 A	Phillip RODGERS	Suzuki - pinbadgelab.co.uk
IDEAL LAP TIME :	2:14.295	BEST LAP TIME :	2:14.320
		DIFFERENCE :	0.025

LAP	SECTOR 1	SECTOR 2	LAP TIME	MPH	DIFF	TIME OF DAY
1 -		44.827	2:24.772	73.82	10.452	09:48:00.632
2 -	1:29.704	45.062	2:14.766 (2)	79.30	0.446	09:50:15.398
3 -	1:30.107	44.915	2:15.022 (3)	79.15	0.702	09:52:30.420
4 -	1:30.167	45.253	2:15.420	78.92	1.100	09:54:45.840

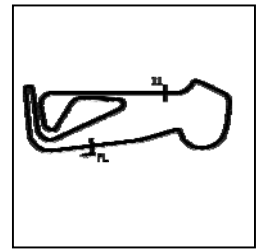
Weather / Track : Bright / Dry

Snetterton 300
Circuit Length = 2.9689 miles
Start: 09:45 Flag 10:00 End: 10:02

BMCRC - MRO Championships 2019 - Rnd 5 @ Snetterton

BMCRC Thunderbike Sport - A&B

RACE 1 - SECTOR ANALYSIS



SECTOR 1 = FL to I1, SECTOR 2 = I1 to FL, DIFF = Difference To Personal Best Lap, P = Crossed Finish Line in Pit Lane, D = Time Disallowed

5 -	1:30.162	44.946	2:15.108	79.10	0.788	09:57:00.948
6 -	1:30.251	45.146	2:15.397	78.93	1.077	09:59:16.345
7 -	1:29.729	44.591	2:14.320 (1)	79.57		10:01:30.665

P12 36 B		Harry FOWLE		Kawasaki -		
IDEAL LAP TIME : 2:13.363		BEST LAP TIME : 2:13.363		DIFFERENCE : 0.000		
LAP	SECTOR 1	SECTOR 2	LAP TIME	MPH	DIFF	TIME OF DAY
1 -		45.943	2:27.904	72.26	14.541	09:48:03.764
2 -	1:31.838	45.195	2:17.033	77.99	3.670	09:50:20.797
3 -	1:30.606	45.559	2:16.165	78.49	2.802	09:52:36.962
4 -	1:30.693	45.395	2:16.088	78.53	2.725	09:54:53.050
5 -	1:30.222	44.528	2:14.750 (3)	79.31	1.387	09:57:07.800
6 -	1:29.895	44.450	2:14.345 (2)	79.55	0.982	09:59:22.145
7 -	1:29.070	44.293	2:13.363 (1)	80.14		10:01:35.508

P13 137 A		Charlie CRAWT		Suzuki - Pass Bike Motorcycle Training Ltd & Sublime Designs		
IDEAL LAP TIME : 2:14.159		BEST LAP TIME : 2:14.525		DIFFERENCE : 0.366		
LAP	SECTOR 1	SECTOR 2	LAP TIME	MPH	DIFF	TIME OF DAY
1 -		45.232	2:25.669	73.37	11.144	09:48:01.529
2 -	1:31.704	46.151	2:17.855	77.53	3.330	09:50:19.384
3 -	1:31.514	45.882	2:17.396	77.79	2.871	09:52:36.780
4 -	1:30.447	45.645	2:16.092	78.53	1.567	09:54:52.872
5 -	1:30.183	45.009	2:15.192 (3)	79.05	0.667	09:57:08.064
6 -	1:29.576	45.052	2:14.628 (2)	79.38	0.103	09:59:22.692
7 -	1:29.942	44.583	2:14.525 (1)	79.45		10:01:37.217

P14 171 B		Colin CLUNE		Suzuki -		
IDEAL LAP TIME : 2:15.877		BEST LAP TIME : 2:15.877		DIFFERENCE : 0.000		
LAP	SECTOR 1	SECTOR 2	LAP TIME	MPH	DIFF	TIME OF DAY
1 -		45.582	2:23.790	74.33	7.913	09:47:59.650
2 -	1:31.172	45.155	2:16.327 (3)	78.40	0.450	09:50:15.977
3 -	1:30.750	45.226	2:15.976 (2)	78.60	0.099	09:52:31.953
4 -	1:31.704	45.735	2:17.439	77.76	1.562	09:54:49.392
5 -	1:31.850	45.219	2:17.069	77.97	1.192	09:57:06.461
6 -	1:31.314	45.962	2:17.276	77.85	1.399	09:59:23.737
7 -	1:30.745	45.132	2:15.877 (1)	78.65		10:01:39.614

P15 186 A		Owen JENNER		Kawasaki - JB motorcycles		
IDEAL LAP TIME : 2:14.952		BEST LAP TIME : 2:14.952		DIFFERENCE : 0.000		
LAP	SECTOR 1	SECTOR 2	LAP TIME	MPH	DIFF	TIME OF DAY
1 -		46.304	2:27.880	72.27	12.928	09:48:03.740
2 -	1:32.028	45.439	2:17.467	77.75	2.515	09:50:21.207
3 -	1:30.758	45.202	2:15.960 (2)	78.61	1.008	09:52:37.167
4 -	1:30.811	45.550	2:16.361	78.38	1.409	09:54:53.528
5 -	1:30.547	45.454	2:16.001 (3)	78.58	1.049	09:57:09.529
6 -	1:30.166	44.786	2:14.952 (1)	79.19		09:59:24.481
7 -	1:30.366	45.767	2:16.133	78.51	1.181	10:01:40.614

P16 551 A		Brody CROCKFORD		Yamaha - CPE Motosport		
IDEAL LAP TIME : 2:14.639		BEST LAP TIME : 2:14.823		DIFFERENCE : 0.184		
LAP	SECTOR 1	SECTOR 2	LAP TIME	MPH	DIFF	TIME OF DAY
1 -		46.358	2:28.140	72.14	13.317	09:48:04.000
2 -	1:31.811	45.804	2:17.615	77.66	2.792	09:50:21.615
3 -	1:30.423	46.045	2:16.468	78.31	1.645	09:52:38.083
4 -	1:29.930	45.103	2:15.033 (2)	79.15	0.210	09:54:53.116
5 -	1:30.994	45.686	2:16.680	78.19	1.857	09:57:09.796
6 -	1:30.114	44.709	2:14.823 (1)	79.27		09:59:24.619
7 -	1:30.612	45.466	2:16.078 (3)	78.54	1.255	10:01:40.697

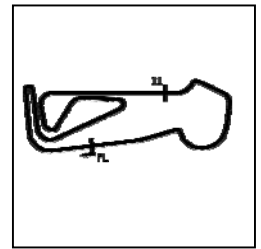
Weather / Track : Bright / Dry

Snetterton 300
Circuit Length = 2.9689 miles
Start: 09:45 Flag 10:00 End: 10:02

BMCRC - MRO Championships 2019 - Rnd 5 @ Snetterton

BMCRC Thunderbike Sport - A&B

RACE 1 - SECTOR ANALYSIS



SECTOR 1 = FL to I1, SECTOR 2 = I1 to FL, DIFF = Difference To Personal Best Lap, P = Crossed Finish Line in Pit Lane, D = Time Disallowed

P17 0 B Luke STANLEY		Suzuki - Urban Race Tribe				
IDEAL LAP TIME : 2:19.713		BEST LAP TIME : 2:20.140				
		DIFFERENCE : 0.427				
LAP	SECTOR 1	SECTOR 2	LAP TIME	MPH	DIFF	TIME OF DAY
1 -		46.762	2:28.119	72.15	7.979	09:48:03.979
2 -	1:34.084	47.353	2:21.437	75.56	1.297	09:50:25.416
3 -	1:33.164	46.976	2:20.140 (1)	76.26		09:52:45.556
4 -	1:33.598	47.805	2:21.403	75.58	1.263	09:55:06.959
5 -	1:32.951	47.498	2:20.449 (2)	76.09	0.309	09:57:27.408
6 -	1:33.909	47.209	2:21.118 (3)	75.73	0.978	09:59:48.526
7 -	1:33.974	47.544	2:21.518	75.52	1.378	10:02:10.044

P18 23 B Joe ELLIS		Kawasaki -				
IDEAL LAP TIME : 2:19.265		BEST LAP TIME : 2:19.287				
		DIFFERENCE : 0.022				
LAP	SECTOR 1	SECTOR 2	LAP TIME	MPH	DIFF	TIME OF DAY
1 -		47.123	2:31.727	70.44	12.440	09:48:07.587
2 -	1:35.369	47.970	2:23.339	74.56	4.052	09:50:30.926
3 -	1:34.694	46.699	2:21.393	75.59	2.106	09:52:52.319
4 -	1:34.047	47.712	2:21.759	75.39	2.472	09:55:14.078
5 -	1:33.893	46.527	2:20.420 (3)	76.11	1.133	09:57:34.498
6 -	1:33.144	46.331	2:19.475 (2)	76.63	0.188	09:59:53.973
7 -	1:33.166	46.121	2:19.287 (1)	76.73		10:02:13.260

P19 481 A Clinton KEULDER		Yamaha - My wife				
IDEAL LAP TIME : 2:17.973		BEST LAP TIME : 2:18.345				
		DIFFERENCE : 0.372				
LAP	SECTOR 1	SECTOR 2	LAP TIME	MPH	DIFF	TIME OF DAY
1 -		48.871	2:34.376	69.23	16.031	09:48:10.236
2 -	1:32.479	47.795	2:20.274	76.19	1.929	09:50:30.510
3 -	1:31.641	46.795	2:18.436 (2)	77.20	0.091	09:52:48.946
4 -	1:36.647	49.361	2:26.008	73.20	7.663	09:55:14.954
5 -	1:35.573	46.332	2:21.905	75.31	3.560	09:57:36.859
6 -	1:32.829	46.657	2:19.486 (3)	76.62	1.141	09:59:56.345
7 -	1:31.809	46.536	2:18.345 (1)	77.25		10:02:14.690

P20 22 A Matthew MAY		Honda - Tliehurst Glass Racing				
IDEAL LAP TIME : 2:19.502		BEST LAP TIME : 2:19.502				
		DIFFERENCE : 0.000				
LAP	SECTOR 1	SECTOR 2	LAP TIME	MPH	DIFF	TIME OF DAY
1 -		48.371	2:31.084	70.74	11.582	09:48:06.944
2 -	1:35.227	47.767	2:22.994	74.74	3.492	09:50:29.938
3 -	1:34.886	47.509	2:22.395	75.05	2.893	09:52:52.333
4 -	1:35.017	47.775	2:22.792	74.85	3.290	09:55:15.125
5 -	1:33.915	46.888	2:20.803 (3)	75.90	1.301	09:57:35.928
6 -	1:33.480	46.298	2:19.778 (2)	76.46	0.276	09:59:55.706
7 -	1:33.276	46.226	2:19.502 (1)	76.61		10:02:15.208

P21 31 A Corey TINKER		Kawasaki - Aquatix-2u Ltd				
IDEAL LAP TIME : 2:19.353		BEST LAP TIME : 2:19.754				
		DIFFERENCE : 0.401				
LAP	SECTOR 1	SECTOR 2	LAP TIME	MPH	DIFF	TIME OF DAY
1 -		48.745	2:34.959	68.97	15.205	09:48:10.819
2 -	1:36.243	47.173	2:23.416	74.52	3.662	09:50:34.235
3 -	1:34.885	46.803	2:21.688	75.43	1.934	09:52:55.923
4 -	1:34.524	46.734	2:21.258 (3)	75.66	1.504	09:55:17.181
5 -	1:34.478	46.799	2:21.277	75.65	1.523	09:57:38.458
6 -	1:33.522	46.232	2:19.754 (1)	76.47		09:59:58.212
7 -	1:34.528	45.831	2:20.359 (2)	76.14	0.605	10:02:18.571

P22 77 A Ben CATT		Yamaha -				
IDEAL LAP TIME : 2:20.135		BEST LAP TIME : 2:20.502				
		DIFFERENCE : 0.367				
LAP	SECTOR 1	SECTOR 2	LAP TIME	MPH	DIFF	TIME OF DAY

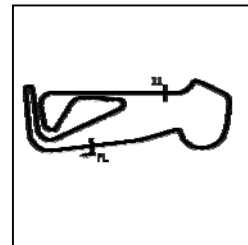
Weather / Track : Bright / Dry

Snetterton 300
Circuit Length = 2.9689 miles
Start: 09:45 Flag 10:00 End: 10:02

BMCRC - MRO Championships 2019 - Rnd 5 @ Snetterton

BMCRC Thunderbike Sport - A&B

RACE 1 - SECTOR ANALYSIS



SECTOR 1 = FL to I1, SECTOR 2 = I1 to FL, DIFF = Difference To Personal Best Lap, P = Crossed Finish Line in Pit Lane, D = Time Disallowed

1 -		49.349	2:34.504	69.17	14.002	09:48:10.364
2 -	1:36.316	48.722	2:25.038	73.69	4.536	09:50:35.402
3 -	1:34.903	47.539	2:22.442	75.03	1.940	09:52:57.844
4 -	1:33.563	46.939	2:20.502 (1)	76.07		09:55:18.346
5 -	1:34.206	47.115	2:21.321	75.62	0.819	09:57:39.667
6 -	1:33.615	47.095	2:20.710 (2)	75.95	0.208	10:00:00.377
7 -	1:33.196	47.627	2:20.823 (3)	75.89	0.321	10:02:21.200

P23	41 A	Kyal TINKER	Kawasaki - Aquatix-2u Ltd			
IDEAL LAP TIME : 2:20.846		BEST LAP TIME : 2:20.846	DIFFERENCE : 0.000			

LAP	SECTOR 1	SECTOR 2	LAP TIME	MPH	DIFF	TIME OF DAY
1 -		49.095	2:34.877	69.01	14.031	09:48:10.737
2 -	1:37.177	47.379	2:24.556	73.93	3.710	09:50:35.293
3 -	1:36.412	47.090	2:23.502	74.48	2.656	09:52:58.795
4 -	1:36.147	46.930	2:23.077	74.70	2.231	09:55:21.872
5 -	1:35.449	46.870	2:22.319 (3)	75.09	1.473	09:57:44.191
6 -	1:35.122	46.907	2:22.029 (2)	75.25	1.183	10:00:06.220
7 -	1:34.475	46.371	2:20.846 (1)	75.88		10:02:27.066

P24	143 B	Robert DAVIE	Suzuki -			
IDEAL LAP TIME : 2:28.732		BEST LAP TIME : 2:29.112	DIFFERENCE : 0.380			

LAP	SECTOR 1	SECTOR 2	LAP TIME	MPH	DIFF	TIME OF DAY
1 -		50.432	2:38.549	67.41	9.437	09:48:14.409
2 -	1:39.149	50.732	2:29.881 (3)	71.31	0.769	09:50:44.290
3 -	1:38.581	50.766	2:29.347 (2)	71.56	0.235	09:53:13.637
4 -	1:39.932	50.151	2:30.083	71.21	0.971	09:55:43.720
5 -	1:39.360	50.541	2:29.901	71.30	0.789	09:58:13.621
6 -	1:38.946	50.166	2:29.112 (1)	71.67		10:00:42.733

P25	16 B	Geoff LANSDELL	Suzuki - EPG Domestic			
IDEAL LAP TIME : 2:27.566		BEST LAP TIME : 2:27.566	DIFFERENCE : 0.000			

LAP	SECTOR 1	SECTOR 2	LAP TIME	MPH	DIFF	TIME OF DAY
1 -		51.019	2:41.658	66.11	14.092	09:48:17.518
2 -	1:40.307	50.692	2:30.999	70.78	3.433	09:50:48.517
3 -	1:39.366	50.544	2:29.910 (3)	71.29	2.344	09:53:18.427
4 -	1:39.544	50.495	2:30.039	71.23	2.473	09:55:48.466
5 -	1:39.432	49.716	2:29.148 (2)	71.66	1.582	09:58:17.614
6 -	1:38.277	49.289	2:27.566 (1)	72.42		10:00:45.180

P26	191 B	James SEATH	Kawasaki - Ovenden Earthmoving			
IDEAL LAP TIME : 2:06.926		BEST LAP TIME : 2:06.926	DIFFERENCE : 0.000			

LAP	SECTOR 1	SECTOR 2	LAP TIME	MPH	DIFF	TIME OF DAY
1 -		42.867	2:17.795	77.56	10.869	09:47:53.655
2 -	1:25.330	42.892	2:08.222 (3)	83.35	1.296	09:50:01.877
3 -	1:24.937	42.572	2:07.509 (2)	83.82	0.583	09:52:09.386
4 -	1:24.562	42.364	2:06.926 (1)	84.20		09:54:16.312

P27	198 A	Steven TOPPING	Yamaha -			
IDEAL LAP TIME : 2:07.521		BEST LAP TIME : 2:07.521	DIFFERENCE : 0.000			

LAP	SECTOR 1	SECTOR 2	LAP TIME	MPH	DIFF	TIME OF DAY
1 -		42.808	2:14.983	79.18	7.462	09:47:50.843
2 -	1:25.925	42.769	2:08.694 (2)	83.05	1.173	09:49:59.537
3 -	1:24.809	42.712	2:07.521 (1)	83.81		09:52:07.058

Weather / Track : Bright / Dry

Snetterton 300
Circuit Length = 2.9689 miles
Start: 09:45 Flag 10:00 End: 10:02

BMCRC - MRO Championships 2019 - Rnd 5 @ Snetterton

BMCRC Thunderbike Sport - A&B

RACE 1 - BEST SECTORS

SECTOR 1			SECTOR 2			IDEAL / BEST COMPARISON						
POS	NO	NAME	TIME	NO	NAME	TIME	POS	NO	NAME	IDEAL	BEST	DIFF
									PERFECT LAP	2:04.199		
1	47	WATSON	1:22.968	47	WATSON	41.231	1	47	WATSON	2:04.199	2:04.202	0.003
2	961	SIM	1:23.061	961	SIM	41.264	2	961	SIM	2:04.325	2:04.890	0.565
3	74	SINGLETON	1:23.865	74	SINGLETON	41.866	3	74	SINGLETON	2:05.731	2:05.733	0.002
4	666	BEASLEY	1:23.923	666	BEASLEY	42.187	4	666	BEASLEY	2:06.110	2:06.110	0.000
5	48	WALLIS	1:24.273	191	SEATH	42.364	5	48	WALLIS	2:06.917	2:06.917	0.000
6	84	BRANCO	1:24.356	48	WALLIS	42.644	6	191	SEATH	2:06.926	2:06.926	0.000
7	191	SEATH	1:24.562	90	WATSON	42.673	7	84	BRANCO	2:07.209	2:07.759	0.550
8	90	WATSON	1:24.723	198	TOPPING	42.712	8	90	WATSON	2:07.396	2:07.396	0.000
9	198	TOPPING	1:24.809	84	BRANCO	42.853	9	198	TOPPING	2:07.521	2:07.521	0.000
10	72	MILLER	1:25.844	54	JAMISON	43.125	10	72	MILLER	2:09.796	2:10.096	0.300
11	54	JAMISON	1:26.803	72	MILLER	43.952	11	54	JAMISON	2:09.928	2:09.938	0.010
12	990	BELLOTTI	1:27.035	990	BELLOTTI	44.118	12	990	BELLOTTI	2:11.153	2:11.167	0.014
13	36	FOWLE	1:29.070	36	FOWLE	44.293	13	36	FOWLE	2:13.363	2:13.363	0.000
14	137	CRAWT	1:29.576	137	CRAWT	44.583	14	137	CRAWT	2:14.159	2:14.525	0.366
15	76	RODGERS	1:29.704	76	RODGERS	44.591	15	76	RODGERS	2:14.295	2:14.320	0.025
16	551	CROCKFORD	1:29.930	551	CROCKFORD	44.709	16	551	CROCKFORD	2:14.639	2:14.823	0.184
17	186	JENNER	1:30.166	186	JENNER	44.786	17	186	JENNER	2:14.952	2:14.952	0.000
18	171	CLUNE	1:30.745	171	CLUNE	45.132	18	171	CLUNE	2:15.877	2:15.877	0.000
19	481	KEULDER	1:31.641	31	TINKER	45.831	19	481	KEULDER	2:17.973	2:18.345	0.372
20	0	STANLEY	1:32.951	23	ELLIS	46.121	20	23	ELLIS	2:19.265	2:19.287	0.022
21	23	ELLIS	1:33.144	22	MAY	46.226	21	31	TINKER	2:19.353	2:19.754	0.401
22	77	CATT	1:33.196	481	KEULDER	46.332	22	22	MAY	2:19.502	2:19.502	0.000
23	22	MAY	1:33.276	41	TINKER	46.371	23	0	STANLEY	2:19.713	2:20.140	0.427
24	31	TINKER	1:33.522	0	STANLEY	46.762	24	77	CATT	2:20.135	2:20.502	0.367
25	41	TINKER	1:34.475	77	CATT	46.939	25	41	TINKER	2:20.846	2:20.846	0.000
26	16	LANSDELL	1:38.277	16	LANSDELL	49.289	26	16	LANSDELL	2:27.566	2:27.566	0.000
27	143	DAVIE	1:38.581	143	DAVIE	50.151	27	143	DAVIE	2:28.732	2:29.112	0.380
28												

Weather / Track : Bright / Dry

Results can be found at www.tsl-timing.com

Snetterton 300

Circuit Length = 2.9689 miles

Start: 09:45 Flag 10:00 End: 10:02

Printed - 10:24 Sunday, 09 June 2019

BMCRC - MRO Championships 2019 - Rnd 5 @ Snetterton

BMCRC Thunderbike Sport - B&C

RACE 7 - GRID (7 Laps)

ROW 11	33	333 Andrew HOUGHTON	32	117 Jordan HARRIS	31	66 Mark SMITH
ROW 10	30	94 Steve SAINT	29	23 Joe ELLIS	28	196 Emma PETERSON (R)
ROW 9	27	143 Robert DAVIE	26	624 Matthew FEDRICK (R)	25	53 Tim BANWELL (R)
ROW 8	24	36 Harry FOWLE	23	0 Luke STANLEY	22	181 Robert FRANKLIN
ROW 7	21	119 Aaron WHITING (R)	20	90 Edward WATSON	19	373 Robert PRICE (R) 3:06.312
ROW 6	18	101 Glen TRIPP (R) 3:00.587	17	16 Geoff LANSDELL 2:50.426	16	37 Ricky WOODS 2:47.949
ROW 5	15	33 Peter PARAPANOS (R) 2:46.884	14	72 Kevin MILLER 2:40.330	13	85 Andrew KITE 2:35.700
ROW 4	12	17 Tommy DOWNES (R) 2:35.233	11	961 Jack SIM 2:34.756	10	171 Colin CLUNE 2:33.154
ROW 3	9	104 Alex ROBINSON (R) 2:33.022	8	13 Wil GREEN 2:32.916	7	191 James SEATH 2:32.452
ROW 2	6	81 Malvern MAY 2:31.764	5	34 Dan THOMAS (R) 2:31.205	4	990 Lee BELLOTTI 2:31.040
ROW 1	3	47 Thomas WATSON 2:29.434	2	50 Paul ROBSON 2:28.056	1	74 Daniel SINGLETON 2:26.424

Pole

Snetterton 300
Circuit Length = 2.9689 miles

These results are provisional until the conclusion of any judicial and technical matters.

Clerk Of Course :	Timekeeper :
-------------------	--------------

Results can be found at www.tsl-timing.com

Printed - 10:27 Sunday, 09 June 2019



BMCRC - MRO Championships 2019 - Rnd 5 @ Snetterton

BMCRC Thunderbike Sport - B&C

RACE 7 - CLASSIFICATION

POS	NO	CL	PIC NAME	ENTRY	LAPS	TIME	GAP	DIFF	MPH	BEST	ON
1	47	B	1 Thomas WATSON	Yamaha - Motorsportdays.com TEA Time Racing	7	14:46.374			84.40	2:04.707	2
2	74	B	2 Daniel SINGLETON	Honda - Bambino Developments Racing	7	14:56.243	9.869	9.869	83.47	2:06.427	2
3	191	B	3 James SEATH	Kawasaki - Ovenden Earthmoving	7	15:05.292	18.918	9.049	82.64	2:07.188	4
4	90	B	4 Edward WATSON	Yamaha - Motorsportdays.com TEA Time Racing	7	15:10.085	23.711	4.793	82.20	2:07.537	4
5	990	B	5 Lee BELLOTTI	Suzuki - My pocket	7	15:21.115	34.741	11.030	81.22	2:10.294	7
6	104	C	1 Alex ROBINSON (R)	Honda - Boa	7	15:28.659	42.285	7.544	80.56	2:11.029	3
7	81	C	2 Malvern MAY	Honda -	7	15:30.012	43.638	1.353	80.44	2:10.638	7
8	72	B	6 Kevin MILLER	Honda - Mechanical Air Supplies Ltd	7	15:30.072	43.698	0.060	80.44	2:09.687	7
9	50	C	3 Paul ROBSON	Yamaha - RBProperty services & Environment Light	7	15:30.455	44.081	0.383	80.40	2:10.094	7
10	17	C	4 Tommy DOWNES (R)	Suzuki - Ray Gnarley/ MoreMoto	7	15:33.051	46.677	2.596	80.18	2:11.179	7
11	34	C	5 Dan THOMAS (R)	Suzuki -	7	15:33.117	46.743	0.066	80.17	2:11.141	7
12	13	C	6 Wil GREEN	Suzuki - Faith Fueled Racing	7	15:36.381	50.007	3.264	79.89	2:11.518	7
13	85	C	7 Andrew KITE	Ducati - Red Rebel Racing	7	15:45.344	58.970	8.963	79.14	2:11.956	7
14	171	B	7 Colin CLUNE	Suzuki -	7	15:46.166	59.792	0.822	79.07	2:12.900	6
15	94	C	8 Steve SAINT	Yamaha -	7	15:47.917	1:01.543	1.751	78.92	2:11.503	6
16	36	B	8 Harry FOWLE	Kawasaki -	7	15:49.404	1:03.030	1.487	78.80	2:12.941	6
17	961	B	9 Jack SIM	Yamaha -	7	15:57.434	1:11.060	8.030	78.14	2:05.817	2
18	181	C	9 Robert FRANKLIN	Suzuki - RCF GARDENS	7	15:59.339	1:12.965	1.905	77.98	2:14.816	7
19	23	B	10 Joe ELLIS	Kawasaki -	7	16:07.418	1:21.044	8.079	77.33	2:15.614	7
20	373	C	10 Robert PRICE (R)	Suzuki -	7	16:14.977	1:28.603	7.559	76.73	2:16.036	7
21	117	B	11 Jordan HARRIS	Suzuki - Steve Jordan Motorcycles	7	16:20.268	1:33.894	5.291	76.32	2:17.109	7
22	0	B	12 Luke STANLEY	Suzuki - Urban Race Tribe	7	16:28.136	1:41.762	7.868	75.71	2:18.300	4
23	53	C	11 Tim BANWELL (R)	Yamaha -	7	16:48.148	2:01.774	20.012	74.21	2:20.606	6
24	143	B	13 Robert DAVIE	Suzuki -	6	14:53.065	1 Lap	1 Lap	71.80	2:24.676	5
25	16	B	14 Geoff LANSDELL	Suzuki - EPG Domestic	6	14:54.025	1 Lap	0.960	71.73	2:26.891	4
26	101	C	12 Glen TRIPP (R)	Honda - yaki too racing	6	15:06.368	1 Lap	12.343	70.75	2:27.262	6

NOT CLASSIFIED

DNF	119	C	Aaron WHITING (R)	Yamaha - Whiting Rail Ltd	3	7:38.883	4 Laps	3 Laps	69.87	2:25.112	2
DNF	624	C	Matthew FEDRICK (R)	Yamaha - Matthew Fedrick farriers ltd	2	4:41.020	5 Laps	1 Lap	76.06	2:14.390	2
DNF	37	C	Ricky WOODS	Suzuki - T & S Vehicle Repairs	0						
EX	33*	C	Peter PARAPANOS (R)	Honda -	0						
EX	196*	C	Emma PETERSON (R)	Yamaha - Plus racing gear, Helmet city Chichester,	0						

FASTEST LAP

47	B	Thomas WATSON	Yamaha - Motorsportdays.com TEA Time Racing	2	2:04.707	85.70 mph	137.92 kph
50	C	Paul ROBSON	Yamaha - RBProperty services & Environment Light	7	2:10.094	82.15 mph	132.21 kph

No. 33 & 196 – Excluded from race result, technical infringement

Class B - 92.5% of Race Speed = 78.07 mph

Class C - 92.5% of Race Speed = 74.51 mph

Snetterton 300

Circuit Length = 2.9689 miles

Start: 12:12 Flag 12:27 End: 12:29

Weather / Track : Bright / Dry

These results are provisional until the conclusion of any judicial and technical matters.

Clerk Of Course :	Timekeeper :
-------------------	--------------

Results can be found at www.tsl-timing.com

Printed - 13:02 Sunday, 09 June 2019



BMCRC - MRO Championships 2019 - Rnd 5 @ Snetterton

BMCRC Thunderbike Sport - B&C

RACE 7 - LAP CHART

LAP 1 @ 12:14:45.242		
NO	BEHIND	LAP TIME

47		2:11.350
74	0.623	2:11.973
961	1.183	2:12.533
191	1.974	2:13.324
990	4.794	2:16.144
81	7.583	2:18.933
90	7.611	2:18.961
50	7.837	2:19.187
17	8.571	2:19.921
104	8.881	2:20.231
13	9.056	2:20.406
34	10.144	2:21.494
72	10.876	2:22.226
171	12.692	2:24.042
36	14.010	2:25.360
85	14.129	2:25.479
181	15.135	2:26.485
624	15.280	2:26.630
94	16.380	2:27.730
117	18.594	2:29.944
0	19.293	2:30.643
373	20.371	2:31.721
23	20.378	2:31.728
53	23.878	2:35.228
16	25.502	2:36.852
101	27.907	2:39.257
143	28.843	2:40.193
119	36.917	2:48.267

LAP 2 @ 12:16:49.949		
NO	BEHIND	LAP TIME

47		2:04.707
961	2.293	2:05.817
74	2.343	2:06.427
191	4.647	2:07.380
990	10.834	2:10.747
90	12.569	2:09.665
81	15.332	2:12.456
17	16.061	2:12.197
104	16.134	2:11.960
50	16.839	2:13.709
34	18.162	2:12.725
72	18.224	2:12.055
13	18.733	2:14.384
171	21.642	2:13.657
85	24.491	2:15.069
36	24.515	2:15.212
624	24.963	2:14.390
181	26.695	2:16.267
94	26.751	2:15.078
23	31.864	2:16.193
117	33.432	2:19.545
373	34.317	2:18.653
0	34.340	2:19.754
53	42.539	2:23.368
16	47.710	2:26.915
143	51.530	2:27.394
101	54.694	2:31.494
119	57.322	2:25.112

LAP 3 @ 12:18:55.389		
NO	BEHIND	LAP TIME

47		2:05.440
74	5.062	2:08.159
191	6.862	2:07.655
90	16.117	2:08.988
990	16.528	2:11.134
81	21.534	2:11.642
104	21.723	2:11.029
17	22.980	2:12.359
50	23.892	2:12.493
72	24.668	2:11.884
34	25.848	2:13.126
13	26.549	2:13.256
171	30.516	2:14.314
85	33.096	2:14.045
36	34.654	2:15.579
94	35.441	2:14.130
181	37.184	2:15.929
23	42.565	2:16.141
117	46.928	2:18.936
373	47.273	2:18.396
0	48.037	2:19.137
53	1:01.106	2:24.007
961	1:07.355	3:10.502
16	1:11.176	2:28.906
143	1:12.126	2:26.036
119	1:17.386	2:25.504
101	1:19.950	2:30.696

LAP 4 @ 12:21:01.143		
NO	BEHIND	LAP TIME

47		2:05.754
74	6.613	2:07.305
191	8.296	2:07.188
90	17.900	2:07.537
990	21.584	2:10.810
104	27.419	2:11.450
81	27.981	2:12.201
72	29.355	2:10.441
50	30.310	2:12.172
17	30.393	2:13.167
34	31.331	2:11.237
13	33.267	2:12.472
171	38.549	2:13.787
85	39.893	2:12.551
36	42.203	2:13.303
94	44.162	2:14.475
181	46.596	2:15.166
23	52.575	2:15.764
373	58.296	2:16.777
117	58.980	2:17.806
0	1:00.583	2:18.300
961	1:09.411	2:07.810
53	1:17.517	2:22.165
16	1:32.313	2:26.891
143	1:33.042	2:26.670
101	1:43.926	2:29.730

LAP 5 @ 12:23:08.041		
NO	BEHIND	LAP TIME

47		2:06.898
74	7.096	2:07.381

191	10.535	2:09.137
90	19.120	2:08.118
990	25.301	2:10.615
104	32.123	2:11.602
81	33.813	2:12.730
72	34.412	2:11.955
50	35.118	2:11.706
17	35.878	2:12.383
34	36.001	2:11.568
13	38.639	2:12.270
171	45.692	2:14.041
85	45.981	2:12.986
36	48.589	2:13.284
94	50.362	2:13.098
181	55.139	2:15.441
23	1:02.021	2:16.344
373	1:08.479	2:17.081
961	1:10.120	2:07.607
117	1:11.238	2:19.156
0	1:12.684	2:18.999
53	1:32.439	2:21.820
143	1:50.820	2:24.676
16	1:52.635	2:27.220
101	2:04.957	2:27.929

LAP 6 @ 12:25:13.983		
NO	BEHIND	LAP TIME

47		2:05.942
74	7.595	2:06.441
191	14.078	2:09.485
90	21.196	2:08.018
990	30.730	2:11.371
104	37.230	2:11.049
81	39.283	2:11.412
50	40.270	2:11.094
72	40.294	2:11.824
17	41.781	2:11.845
34	41.885	2:11.826
13	44.772	2:12.075
171	52.650	2:12.900
85	53.297	2:13.258
36	55.588	2:12.941
94	55.923	2:11.503
181	1:04.432	2:15.235
961	1:10.927	2:06.749
23	1:11.713	2:15.634
373	1:18.850	2:16.313
117	1:23.068	2:17.772
0	1:26.769	2:20.027
53	1:47.103	2:20.606

LAP 7 @ 12:27:20.266		
NO	BEHIND	LAP TIME

47		2:06.283
143	1 Lap	2:28.096
16	1 Lap	2:27.241
74	9.869	2:08.557
191	18.918	2:11.123
101	1 Lap	2:27.262
90	23.711	2:08.798
990	34.741	2:10.294
104	42.285	2:11.338
81	43.638	2:10.638
72	43.698	2:09.687

50	44.081	2:10.094
17	46.677	2:11.179
34	46.743	2:11.141
13	50.007	2:11.518
85	58.970	2:11.956
171	59.792	2:13.425
94	1:01.543	2:11.903
36	1:03.030	2:13.725
961	1:11.060	2:06.416
181	1:12.965	2:14.816
23	1:21.044	2:15.614
373	1:28.603	2:16.036
117	1:33.894	2:17.109
0	1:41.762	2:21.276
53	2:01.774	2:20.954

Weather / Track : Bright / Dry

Snetterton 300

Circuit Length = 2.9689 miles

Start: 12:12 Flag 12:27 End: 12:29

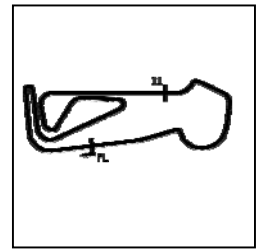
Results can be found at www.tsl-timing.com

Printed - 13:03 Sunday, 09 June 2019

BMCRC - MRO Championships 2019 - Rnd 5 @ Snetterton

BMCRC Thunderbike Sport - B&C

RACE 7 - SECTOR ANALYSIS



SECTOR 1 = FL to I1, SECTOR 2 = I1 to FL, DIFF = Difference To Personal Best Lap, P = Crossed Finish Line in Pit Lane, D = Time Disallowed

P1 47 B Thomas WATSON		Yamaha - Motorsportdays.com TEA Time Racing				
IDEAL LAP TIME : 2:04.576		BEST LAP TIME : 2:04.707		DIFFERENCE : 0.131		
LAP	SECTOR 1	SECTOR 2	LAP TIME	MPH	DIFF	TIME OF DAY
1 -		41.603	2:11.350	81.37	6.643	12:14:45.242
2 -	1:23.601	41.106	2:04.707 (1)	85.70		12:16:49.949
3 -	1:23.761	41.679	2:05.440 (2)	85.20	0.733	12:18:55.389
4 -	1:23.470	42.284	2:05.754 (3)	84.99	1.047	12:21:01.143
5 -	1:24.689	42.209	2:06.898	84.22	2.191	12:23:08.041
6 -	1:24.067	41.875	2:05.942	84.86	1.235	12:25:13.983
7 -	1:24.277	42.006	2:06.283	84.63	1.576	12:27:20.266

P2 74 B Daniel SINGLETON		Honda - Bambino Developments Racing				
IDEAL LAP TIME : 2:06.233		BEST LAP TIME : 2:06.427		DIFFERENCE : 0.194		
LAP	SECTOR 1	SECTOR 2	LAP TIME	MPH	DIFF	TIME OF DAY
1 -		41.813	2:11.973	80.98	5.546	12:14:45.865
2 -	1:24.420	42.007	2:06.427 (1)	84.53		12:16:52.292
3 -	1:25.833	42.326	2:08.159	83.39	1.732	12:19:00.451
4 -	1:24.952	42.353	2:07.305 (3)	83.95	0.878	12:21:07.756
5 -	1:24.988	42.393	2:07.381	83.90	0.954	12:23:15.137
6 -	1:24.512	41.929	2:06.441 (2)	84.53	0.014	12:25:21.578
7 -	1:25.138	43.419	2:08.557	83.13	2.130	12:27:30.135

P3 191 B James SEATH		Kawasaki - Ovenden Earthmoving				
IDEAL LAP TIME : 2:07.010		BEST LAP TIME : 2:07.188		DIFFERENCE : 0.178		
LAP	SECTOR 1	SECTOR 2	LAP TIME	MPH	DIFF	TIME OF DAY
1 -		42.240	2:13.324	80.16	6.136	12:14:47.216
2 -	1:25.099	42.281	2:07.380 (2)	83.90	0.192	12:16:54.596
3 -	1:24.875	42.780	2:07.655 (3)	83.72	0.467	12:19:02.251
4 -	1:24.770	42.418	2:07.188 (1)	84.03		12:21:09.439
5 -	1:26.044	43.093	2:09.137	82.76	1.949	12:23:18.576
6 -	1:26.317	43.168	2:09.485	82.54	2.297	12:25:28.061
7 -	1:26.243	44.880	2:11.123	81.51	3.935	12:27:39.184

P4 90 B Edward WATSON		Yamaha - Motorsportdays.com TEA Time Racing				
IDEAL LAP TIME : 2:07.408		BEST LAP TIME : 2:07.537		DIFFERENCE : 0.129		
LAP	SECTOR 1	SECTOR 2	LAP TIME	MPH	DIFF	TIME OF DAY
1 -		43.665	2:18.961	76.91	11.424	12:14:52.853
2 -	1:26.381	43.284	2:09.665	82.42	2.128	12:17:02.518
3 -	1:26.012	42.976	2:08.988	82.86	1.451	12:19:11.506
4 -	1:25.009	42.528	2:07.537 (1)	83.80		12:21:19.043
5 -	1:25.326	42.792	2:08.118 (3)	83.42	0.581	12:23:27.161
6 -	1:25.619	42.399	2:08.018 (2)	83.48	0.481	12:25:35.179
7 -	1:25.740	43.058	2:08.798	82.98	1.261	12:27:43.977

P5 990 B Lee BELLOTTI		Suzuki - My pocket				
IDEAL LAP TIME : 2:09.960		BEST LAP TIME : 2:10.294		DIFFERENCE : 0.334		
LAP	SECTOR 1	SECTOR 2	LAP TIME	MPH	DIFF	TIME OF DAY
1 -		43.612	2:16.144	78.50	5.850	12:14:50.036
2 -	1:26.402	44.345	2:10.747 (3)	81.74	0.453	12:17:00.783
3 -	1:26.523	44.611	2:11.134	81.50	0.840	12:19:11.917
4 -	1:26.661	44.149	2:10.810	81.70	0.516	12:21:22.727
5 -	1:27.057	43.558	2:10.615 (2)	81.82	0.321	12:23:33.342
6 -	1:27.536	43.835	2:11.371	81.35	1.077	12:25:44.713
7 -	1:26.558	43.736	2:10.294 (1)	82.03		12:27:55.007

P6 104 C Alex ROBINSON (R)		Honda - Boa				
IDEAL LAP TIME : 2:10.027		BEST LAP TIME : 2:11.029		DIFFERENCE : 1.002		
LAP	SECTOR 1	SECTOR 2	LAP TIME	MPH	DIFF	TIME OF DAY

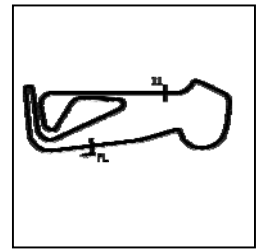
Weather / Track : Bright / Dry

Snetterton 300
Circuit Length = 2.9689 miles
Start: 12:12 Flag 12:27 End: 12:29

BMCRC - MRO Championships 2019 - Rnd 5 @ Snetterton

BMCRC Thunderbike Sport - B&C

RACE 7 - SECTOR ANALYSIS



SECTOR 1 = FL to I1, SECTOR 2 = I1 to FL, DIFF = Difference To Personal Best Lap, P = Crossed Finish Line in Pit Lane, D = Time Disallowed

1 -		44.312	2:20.231	76.21	9.202	12:14:54.123
2 -	1:27.785	44.175	2:11.960	80.99	0.931	12:17:06.083
3 -	1:27.147	43.882	2:11.029 (1)	81.57		12:19:17.112
4 -	1:27.261	44.189	2:11.450	81.30	0.421	12:21:28.562
5 -	1:27.817	43.785	2:11.602	81.21	0.573	12:23:40.164
6 -	1:27.279	43.770	2:11.049 (2)	81.55	0.020	12:25:51.213
7 -	1:26.257	45.081	2:11.338 (3)	81.37	0.309	12:28:02.551

P7 81 C Malvern MAY		Honda -				
IDEAL LAP TIME : 2:10.638		BEST LAP TIME : 2:10.638		DIFFERENCE : 0.000		
LAP	SECTOR 1	SECTOR 2	LAP TIME	MPH	DIFF	TIME OF DAY
1 -		44.634	2:18.933	76.92	8.295	12:14:52.825
2 -	1:28.473	43.983	2:12.456	80.69	1.818	12:17:05.281
3 -	1:27.825	43.817	2:11.642 (3)	81.19	1.004	12:19:16.923
4 -	1:27.888	44.313	2:12.201	80.84	1.563	12:21:29.124
5 -	1:28.974	43.756	2:12.730	80.52	2.092	12:23:41.854
6 -	1:27.559	43.853	2:11.412 (2)	81.33	0.774	12:25:53.266
7 -	1:26.934	43.704	2:10.638 (1)	81.81		12:28:03.904

P8 72 B Kevin MILLER		Honda - Mechanical Air Supplies Ltd				
IDEAL LAP TIME : 2:09.687		BEST LAP TIME : 2:09.687		DIFFERENCE : 0.000		
LAP	SECTOR 1	SECTOR 2	LAP TIME	MPH	DIFF	TIME OF DAY
1 -		44.459	2:22.226	75.14	12.539	12:14:56.118
2 -	1:26.849	45.206	2:12.055	80.93	2.368	12:17:08.173
3 -	1:27.355	44.529	2:11.884	81.04	2.197	12:19:20.057
4 -	1:26.233	44.208	2:10.441 (2)	81.93	0.754	12:21:30.498
5 -	1:27.273	44.682	2:11.955	80.99	2.268	12:23:42.453
6 -	1:26.918	44.906	2:11.824 (3)	81.07	2.137	12:25:54.277
7 -	1:25.941	43.746	2:09.687 (1)	82.41		12:28:03.964

P9 50 C Paul ROBSON		Yamaha - RBProperty services & Environment Lighting				
IDEAL LAP TIME : 2:10.094		BEST LAP TIME : 2:10.094		DIFFERENCE : 0.000		
LAP	SECTOR 1	SECTOR 2	LAP TIME	MPH	DIFF	TIME OF DAY
1 -		45.101	2:19.187	76.78	9.093	12:14:53.079
2 -	1:29.079	44.630	2:13.709	79.93	3.615	12:17:06.788
3 -	1:28.206	44.287	2:12.493	80.66	2.399	12:19:19.281
4 -	1:27.420	44.752	2:12.172	80.86	2.078	12:21:31.453
5 -	1:26.806	44.900	2:11.706 (3)	81.15	1.612	12:23:43.159
6 -	1:26.520	44.574	2:11.094 (2)	81.52	1.000	12:25:54.253
7 -	1:26.500	43.594	2:10.094 (1)	82.15		12:28:04.347

P10 17 C Tommy DOWNES (R)		Suzuki - Ray Gnarley/ MoreMoto				
IDEAL LAP TIME : 2:11.179		BEST LAP TIME : 2:11.179		DIFFERENCE : 0.000		
LAP	SECTOR 1	SECTOR 2	LAP TIME	MPH	DIFF	TIME OF DAY
1 -		44.485	2:19.921	76.38	8.742	12:14:53.813
2 -	1:27.662	44.535	2:12.197 (3)	80.84	1.018	12:17:06.010
3 -	1:28.121	44.238	2:12.359	80.75	1.180	12:19:18.369
4 -	1:28.102	45.065	2:13.167	80.26	1.988	12:21:31.536
5 -	1:27.840	44.543	2:12.383	80.73	1.204	12:23:43.919
6 -	1:28.003	43.842	2:11.845 (2)	81.06	0.666	12:25:55.764
7 -	1:27.450	43.729	2:11.179 (1)	81.47		12:28:06.943

P11 34 C Dan THOMAS (R)		Suzuki -				
IDEAL LAP TIME : 2:10.711		BEST LAP TIME : 2:11.141		DIFFERENCE : 0.430		
LAP	SECTOR 1	SECTOR 2	LAP TIME	MPH	DIFF	TIME OF DAY
1 -		44.396	2:21.494	75.53	10.353	12:14:55.386
2 -	1:27.778	44.947	2:12.725	80.52	1.584	12:17:08.111
3 -	1:28.441	44.685	2:13.126	80.28	1.985	12:19:21.237
4 -	1:27.262	43.975	2:11.237 (2)	81.44	0.096	12:21:32.474

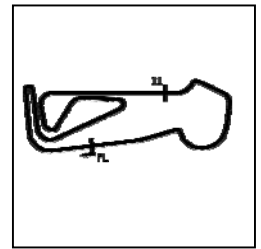
Weather / Track : Bright / Dry

Snetterton 300
Circuit Length = 2.9689 miles
Start: 12:12 Flag 12:27 End: 12:29

BMCRC - MRO Championships 2019 - Rnd 5 @ Snetterton

BMCRC Thunderbike Sport - B&C

RACE 7 - SECTOR ANALYSIS



SECTOR 1 = FL to I1, SECTOR 2 = I1 to FL, DIFF = Difference To Personal Best Lap, P = Crossed Finish Line in Pit Lane, D = Time Disallowed

5 -	1:27.201	44.367	2:11.568 (3)	81.23	0.427	12:23:44.042
6 -	1:28.128	43.698	2:11.826	81.07	0.685	12:25:55.868
7 -	1:27.631	43.510	2:11.141 (1)	81.50		12:28:07.009

P12	13 C	Wii GREEN	Suzuki - Faith Fueled Racing			
IDEAL LAP TIME : 2:11.518		BEST LAP TIME : 2:11.518	DIFFERENCE : 0.000			
LAP	SECTOR 1	SECTOR 2	LAP TIME	MPH	DIFF	TIME OF DAY
1 -		44.885	2:20.406	76.12	8.888	12:14:54.298
2 -	1:29.083	45.301	2:14.384	79.53	2.866	12:17:08.682
3 -	1:28.687	44.569	2:13.256	80.20	1.738	12:19:21.938
4 -	1:27.780	44.692	2:12.472	80.68	0.954	12:21:34.410
5 -	1:27.536	44.734	2:12.270 (3)	80.80	0.752	12:23:46.680
6 -	1:27.898	44.177	2:12.075 (2)	80.92	0.557	12:25:58.755
7 -	1:27.493	44.025	2:11.518 (1)	81.26		12:28:10.273

P13	85 C	Andrew KITE	Ducati - Red Rebel Racing			
IDEAL LAP TIME : 2:11.577		BEST LAP TIME : 2:11.956	DIFFERENCE : 0.379			
LAP	SECTOR 1	SECTOR 2	LAP TIME	MPH	DIFF	TIME OF DAY
1 -		45.409	2:25.479	73.46	13.523	12:14:59.371
2 -	1:30.138	44.931	2:15.069	79.13	3.113	12:17:14.440
3 -	1:28.946	45.099	2:14.045	79.73	2.089	12:19:28.485
4 -	1:28.516	44.035	2:12.551 (2)	80.63	0.595	12:21:41.036
5 -	1:28.532	44.454	2:12.986 (3)	80.36	1.030	12:23:54.022
6 -	1:28.898	44.360	2:13.258	80.20	1.302	12:26:07.280
7 -	1:27.542	44.414	2:11.956 (1)	80.99		12:28:19.236

P14	171 B	Colin CLUNE	Suzuki -			
IDEAL LAP TIME : 2:12.900		BEST LAP TIME : 2:12.900	DIFFERENCE : 0.000			
LAP	SECTOR 1	SECTOR 2	LAP TIME	MPH	DIFF	TIME OF DAY
1 -		44.656	2:24.042	74.20	11.142	12:14:57.934
2 -	1:29.246	44.411	2:13.657 (3)	79.96	0.757	12:17:11.591
3 -	1:29.927	44.387	2:14.314	79.57	1.414	12:19:25.905
4 -	1:29.048	44.739	2:13.787	79.88	0.887	12:21:39.692
5 -	1:29.368	44.673	2:14.041	79.73	1.141	12:23:53.733
6 -	1:28.567	44.333	2:12.900 (1)	80.42		12:26:06.633
7 -	1:28.816	44.609	2:13.425 (2)	80.10	0.525	12:28:20.058

P15	94 C	Steve SAINT	Yamaha -			
IDEAL LAP TIME : 2:11.503		BEST LAP TIME : 2:11.503	DIFFERENCE : 0.000			
LAP	SECTOR 1	SECTOR 2	LAP TIME	MPH	DIFF	TIME OF DAY
1 -		45.819	2:27.730	72.34	16.227	12:15:01.622
2 -	1:30.163	44.915	2:15.078	79.12	3.575	12:17:16.700
3 -	1:29.423	44.707	2:14.130	79.68	2.627	12:19:30.830
4 -	1:29.273	45.202	2:14.475	79.48	2.972	12:21:45.305
5 -	1:28.432	44.666	2:13.098 (3)	80.30	1.595	12:23:58.403
6 -	1:27.645	43.858	2:11.503 (1)	81.27		12:26:09.906
7 -	1:27.703	44.200	2:11.903 (2)	81.02	0.400	12:28:21.809

P16	36 B	Harry FOWLE	Kawasaki -			
IDEAL LAP TIME : 2:12.894		BEST LAP TIME : 2:12.941	DIFFERENCE : 0.047			
LAP	SECTOR 1	SECTOR 2	LAP TIME	MPH	DIFF	TIME OF DAY
1 -		45.029	2:25.360	73.52	12.419	12:14:59.252
2 -	1:29.628	45.584	2:15.212	79.04	2.271	12:17:14.464
3 -	1:30.835	44.744	2:15.579	78.83	2.638	12:19:30.043
4 -	1:29.038	44.265	2:13.303 (3)	80.17	0.362	12:21:43.346
5 -	1:29.313	43.971	2:13.284 (2)	80.19	0.343	12:23:56.630
6 -	1:29.080	43.861	2:12.941 (1)	80.39		12:26:09.571
7 -	1:29.869	43.856	2:13.725	79.92	0.784	12:28:23.296

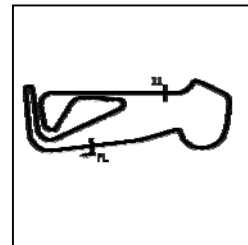
Weather / Track : Bright / Dry

Snetterton 300
Circuit Length = 2.9689 miles
Start: 12:12 Flag 12:27 End: 12:29

BMCRC - MRO Championships 2019 - Rnd 5 @ Snetterton

BMCRC Thunderbike Sport - B&C

RACE 7 - SECTOR ANALYSIS



SECTOR 1 = FL to I1, SECTOR 2 = I1 to FL, DIFF = Difference To Personal Best Lap, P = Crossed Finish Line in Pit Lane, D = Time Disallowed

P17 961 B Jack SIM			Yamaha -			
IDEAL LAP TIME : 2:05.817		BEST LAP TIME : 2:05.817		DIFFERENCE : 0.000		
LAP	SECTOR 1	SECTOR 2	LAP TIME	MPH	DIFF	TIME OF DAY
1 -		41.789	2:12.533	80.64	6.716	12:14:46.425
2 -	1:24.131	41.686	2:05.817 (1)	84.94		12:16:52.242
3 -	2:24.106	46.396	3:10.502	56.10	1:04.685	12:20:02.744
4 -	1:25.189	42.621	2:07.810	83.62	1.993	12:22:10.554
5 -	1:24.854	42.753	2:07.607	83.75	1.790	12:24:18.161
6 -	1:24.766	41.983	2:06.749 (3)	84.32	0.932	12:26:24.910
7 -	1:24.194	42.222	2:06.416 (2)	84.54	0.599	12:28:31.326

P18 181 C Robert FRANKLIN			Suzuki - RCF GARDENS			
IDEAL LAP TIME : 2:14.750		BEST LAP TIME : 2:14.816		DIFFERENCE : 0.066		
LAP	SECTOR 1	SECTOR 2	LAP TIME	MPH	DIFF	TIME OF DAY
1 -		45.907	2:26.485	72.96	11.669	12:15:00.377
2 -	1:31.322	44.945	2:16.267	78.43	1.451	12:17:16.644
3 -	1:30.844	45.085	2:15.929	78.62	1.113	12:19:32.573
4 -	1:30.127	45.039	2:15.166 (2)	79.07	0.350	12:21:47.739
5 -	1:30.373	45.068	2:15.441	78.91	0.625	12:24:03.180
6 -	1:30.375	44.860	2:15.235 (3)	79.03	0.419	12:26:18.415
7 -	1:29.890	44.926	2:14.816 (1)	79.27		12:28:33.231

P19 23 B Joe ELLIS			Kawasaki -			
IDEAL LAP TIME : 2:15.420		BEST LAP TIME : 2:15.614		DIFFERENCE : 0.194		
LAP	SECTOR 1	SECTOR 2	LAP TIME	MPH	DIFF	TIME OF DAY
1 -		47.079	2:31.728	70.44	16.114	12:15:05.620
2 -	1:30.785	45.408	2:16.193	78.47	0.579	12:17:21.813
3 -	1:30.684	45.457	2:16.141	78.50	0.527	12:19:37.954
4 -	1:30.416	45.348	2:15.764 (3)	78.72	0.150	12:21:53.718
5 -	1:30.930	45.414	2:16.344	78.39	0.730	12:24:10.062
6 -	1:30.480	45.154	2:15.634 (2)	78.80	0.020	12:26:25.696
7 -	1:30.266	45.348	2:15.614 (1)	78.81		12:28:41.310

P20 373 C Robert PRICE (R)			Suzuki -			
IDEAL LAP TIME : 2:15.978		BEST LAP TIME : 2:16.036		DIFFERENCE : 0.058		
LAP	SECTOR 1	SECTOR 2	LAP TIME	MPH	DIFF	TIME OF DAY
1 -		47.102	2:31.721	70.44	15.685	12:15:05.613
2 -	1:31.944	46.709	2:18.653	77.08	2.617	12:17:24.266
3 -	1:31.059	47.337	2:18.396	77.22	2.360	12:19:42.662
4 -	1:30.864	45.913	2:16.777 (3)	78.14	0.741	12:21:59.439
5 -	1:30.756	46.325	2:17.081	77.96	1.045	12:24:16.520
6 -	1:30.701	45.612	2:16.313 (2)	78.40	0.277	12:26:32.833
7 -	1:30.366	45.670	2:16.036 (1)	78.56		12:28:48.869

P21 117 B Jordan HARRIS			Suzuki - Steve Jordan Motorcycles			
IDEAL LAP TIME : 2:17.109		BEST LAP TIME : 2:17.109		DIFFERENCE : 0.000		
LAP	SECTOR 1	SECTOR 2	LAP TIME	MPH	DIFF	TIME OF DAY
1 -		46.859	2:29.944	71.28	12.835	12:15:03.836
2 -	1:32.526	47.019	2:19.545	76.59	2.436	12:17:23.381
3 -	1:31.348	47.588	2:18.936	76.92	1.827	12:19:42.317
4 -	1:31.050	46.756	2:17.806 (3)	77.55	0.697	12:22:00.123
5 -	1:31.664	47.492	2:19.156	76.80	2.047	12:24:19.279
6 -	1:31.014	46.758	2:17.772 (2)	77.57	0.663	12:26:37.051
7 -	1:30.402	46.707	2:17.109 (1)	77.95		12:28:54.160

P22 0 B Luke STANLEY			Suzuki - Urban Race Tribe			
IDEAL LAP TIME : 2:18.300		BEST LAP TIME : 2:18.300		DIFFERENCE : 0.000		
LAP	SECTOR 1	SECTOR 2	LAP TIME	MPH	DIFF	TIME OF DAY

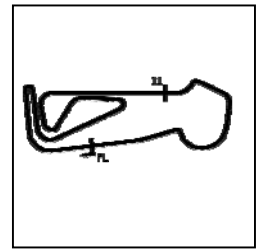
Weather / Track : Bright / Dry

Snetterton 300
Circuit Length = 2.9689 miles
Start: 12:12 Flag 12:27 End: 12:29

BMCRC - MRO Championships 2019 - Rnd 5 @ Snetterton

BMCRC Thunderbike Sport - B&C

RACE 7 - SECTOR ANALYSIS



SECTOR 1 = FL to I1, SECTOR 2 = I1 to FL, DIFF = Difference To Personal Best Lap, P = Crossed Finish Line in Pit Lane, D = Time Disallowed

1 -		47.108	2:30.643	70.94	12.343	12:15:04.535
2 -	1:33.156	46.598	2:19.754	76.47	1.454	12:17:24.289
3 -	1:32.613	46.524	2:19.137 (3)	76.81	0.837	12:19:43.426
4 -	1:31.987	46.313	2:18.300 (1)	77.28		12:22:01.726
5 -	1:32.636	46.363	2:18.999 (2)	76.89	0.699	12:24:20.725
6 -	1:32.668	47.359	2:20.027	76.32	1.727	12:26:40.752
7 -	1:33.713	47.563	2:21.276	75.65	2.976	12:29:02.028

P23 53 C		Tim BANWELL (R)		Yamaha -		
IDEAL LAP TIME : 2:20.606		BEST LAP TIME : 2:20.606		DIFFERENCE : 0.000		
LAP	SECTOR 1	SECTOR 2	LAP TIME	MPH	DIFF	TIME OF DAY

1 -		48.259	2:35.228	68.85	14.622	12:15:09.120
2 -	1:35.387	47.981	2:23.368	74.54	2.762	12:17:32.488
3 -	1:35.695	48.312	2:24.007	74.21	3.401	12:19:56.495
4 -	1:33.867	48.298	2:22.165	75.18	1.559	12:22:18.660
5 -	1:34.055	47.765	2:21.820 (3)	75.36	1.214	12:24:40.480
6 -	1:33.265	47.341	2:20.606 (1)	76.01		12:27:01.086
7 -	1:33.602	47.352	2:20.954 (2)	75.82	0.348	12:29:22.040

P24 143 B		Robert DAVIE		Suzuki -		
IDEAL LAP TIME : 2:24.203		BEST LAP TIME : 2:24.676		DIFFERENCE : 0.473		
LAP	SECTOR 1	SECTOR 2	LAP TIME	MPH	DIFF	TIME OF DAY

1 -		50.181	2:40.193	66.71	15.517	12:15:14.085
2 -	1:38.531	48.863	2:27.394	72.51	2.718	12:17:41.479
3 -	1:37.105	48.931	2:26.036 (2)	73.18	1.360	12:20:07.515
4 -	1:38.289	48.381	2:26.670 (3)	72.87	1.994	12:22:34.185
5 -	1:36.093	48.583	2:24.676 (1)	73.87		12:24:58.861
6 -	1:35.822	52.274	2:28.096	72.16	3.420	12:27:26.957

P25 16 B		Geoff LANSDELL		Suzuki - EPG Domestic		
IDEAL LAP TIME : 2:26.159		BEST LAP TIME : 2:26.891		DIFFERENCE : 0.732		
LAP	SECTOR 1	SECTOR 2	LAP TIME	MPH	DIFF	TIME OF DAY

1 -		48.916	2:36.852	68.14	9.961	12:15:10.744
2 -	1:37.449	49.466	2:26.915 (2)	72.75	0.024	12:17:37.659
3 -	1:38.522	50.384	2:28.906	71.77	2.015	12:20:06.565
4 -	1:38.181	48.710	2:26.891 (1)	72.76		12:22:33.456
5 -	1:37.844	49.376	2:27.220 (3)	72.59	0.329	12:25:00.676
6 -	1:38.048	49.193	2:27.241	72.58	0.350	12:27:27.917

P26 101 C		Glen TRIPP (R)		Honda - yaki too racing		
IDEAL LAP TIME : 2:27.262		BEST LAP TIME : 2:27.262		DIFFERENCE : 0.000		
LAP	SECTOR 1	SECTOR 2	LAP TIME	MPH	DIFF	TIME OF DAY

1 -		50.042	2:39.257	67.11	11.995	12:15:13.149
2 -	1:41.381	50.113	2:31.494	70.55	4.232	12:17:44.643
3 -	1:40.856	49.840	2:30.696	70.92	3.434	12:20:15.339
4 -	1:40.184	49.546	2:29.730 (3)	71.38	2.468	12:22:45.069
5 -	1:38.910	49.019	2:27.929 (2)	72.25	0.667	12:25:12.998
6 -	1:38.635	48.627	2:27.262 (1)	72.57		12:27:40.260

P27 119 C		Aaron WHITING (R)		Yamaha - Whiting Rail Ltd		
IDEAL LAP TIME : 2:25.112		BEST LAP TIME : 2:25.112		DIFFERENCE : 0.000		
LAP	SECTOR 1	SECTOR 2	LAP TIME	MPH	DIFF	TIME OF DAY

1 -		50.459	2:48.267	63.51	23.155	12:15:22.159
2 -	1:35.627	49.485	2:25.112 (1)	73.65		12:17:47.271
3 -	1:35.720	49.784	2:25.504 (2)	73.45	0.392	12:20:12.775

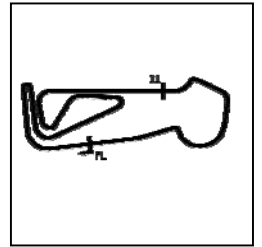
Weather / Track : Bright / Dry

Snetterton 300
Circuit Length = 2.9689 miles
Start: 12:12 Flag 12:27 End: 12:29

BMCRC - MRO Championships 2019 - Rnd 5 @ Snetterton

BMCRC Thunderbike Sport - B&C

RACE 7 - SECTOR ANALYSIS



SECTOR 1 = FL to I1, SECTOR 2 = I1 to FL, DIFF = Difference To Personal Best Lap, P = Crossed Finish Line in Pit Lane, D = Time Disallowed

P28 624 C		Matthew FEDRICK (R)		Yamaha - Matthew Fedrick farriers ltd		
IDEAL LAP TIME : 2:14.390		BEST LAP TIME : 2:14.390		DIFFERENCE : 0.000		
LAP	SECTOR 1	SECTOR 2	LAP TIME	MPH	DIFF	TIME OF DAY
1 -		45.364	2:26.630	72.89	12.240	12:15:00.522
2 -	1:29.449	44.941	2:14.390 (1)	79.53		12:17:14.912

BMCRC - MRO Championships 2019 - Rnd 5 @ Snetterton

BMCRC Thunderbike Sport - B&C

RACE 7 - BEST SECTORS

SECTOR 1			SECTOR 2			IDEAL / BEST COMPARISON						
POS	NO	NAME	TIME	NO	NAME	TIME	POS	NO	NAME	IDEAL	BEST	DIFF
									PERFECT LAP	2:04.576		
1	47	WATSON	1:23.470	47	WATSON	41.106	1	47	WATSON	2:04.576	2:04.707	0.131
2	961	SIM	1:24.131	961	SIM	41.686	2	961	SIM	2:05.817	2:05.817	0.000
3	74	SINGLETON	1:24.420	74	SINGLETON	41.813	3	74	SINGLETON	2:06.233	2:06.427	0.194
4	191	SEATH	1:24.770	191	SEATH	42.240	4	191	SEATH	2:07.010	2:07.188	0.178
5	90	WATSON	1:25.009	90	WATSON	42.399	5	90	WATSON	2:07.408	2:07.537	0.129
6	72	MILLER	1:25.941	34	THOMAS (R)	43.510	6	72	MILLER	2:09.687	2:09.687	0.000
7	104	ROBINSON (R)	1:26.257	990	BELLOTTI	43.558	7	990	BELLOTTI	2:09.960	2:10.294	0.334
8	990	BELLOTTI	1:26.402	50	ROBSON	43.594	8	104	ROBINSON (R)	2:10.027	2:11.029	1.002
9	50	ROBSON	1:26.500	81	MAY	43.704	9	50	ROBSON	2:10.094	2:10.094	0.000
10	81	MAY	1:26.934	17	DOWNES (R)	43.729	10	81	MAY	2:10.638	2:10.638	0.000
11	34	THOMAS (R)	1:27.201	72	MILLER	43.746	11	34	THOMAS (R)	2:10.711	2:11.141	0.430
12	17	DOWNES (R)	1:27.450	104	ROBINSON (R)	43.770	12	17	DOWNES (R)	2:11.179	2:11.179	0.000
13	13	GREEN	1:27.493	36	FOWLE	43.856	13	94	SAINT	2:11.503	2:11.503	0.000
14	85	KITE	1:27.542	94	SAINT	43.858	14	13	GREEN	2:11.518	2:11.518	0.000
15	94	SAINT	1:27.645	13	GREEN	44.025	15	85	KITE	2:11.577	2:11.956	0.379
16	171	CLUNE	1:28.567	85	KITE	44.035	16	36	FOWLE	2:12.894	2:12.941	0.047
17	36	FOWLE	1:29.038	171	CLUNE	44.333	17	171	CLUNE	2:12.900	2:12.900	0.000
18	624	FEDRICK (R)	1:29.449	181	FRANKLIN	44.860	18	624	FEDRICK (R)	2:14.390	2:14.390	0.000
19	181	FRANKLIN	1:29.890	624	FEDRICK (R)	44.941	19	181	FRANKLIN	2:14.750	2:14.816	0.066
20	23	ELLIS	1:30.266	23	ELLIS	45.154	20	23	ELLIS	2:15.420	2:15.614	0.194
21	373	PRICE (R)	1:30.366	373	PRICE (R)	45.612	21	373	PRICE (R)	2:15.978	2:16.036	0.058
22	117	HARRIS	1:30.402	0	STANLEY	46.313	22	117	HARRIS	2:17.109	2:17.109	0.000
23	0	STANLEY	1:31.987	117	HARRIS	46.707	23	0	STANLEY	2:18.300	2:18.300	0.000
24	53	BANWELL (R)	1:33.265	53	BANWELL (R)	47.341	24	53	BANWELL (R)	2:20.606	2:20.606	0.000
25	119	WHITING (R)	1:35.627	143	DAVIE	48.381	25	143	DAVIE	2:24.203	2:24.676	0.473
26	143	DAVIE	1:35.822	101	TRIPP (R)	48.627	26	119	WHITING (R)	2:25.112	2:25.112	0.000
27	16	LANSDELL	1:37.449	16	LANSDELL	48.710	27	16	LANSDELL	2:26.159	2:26.891	0.732
28	101	TRIPP (R)	1:38.635	119	WHITING (R)	49.485	28	101	TRIPP (R)	2:27.262	2:27.262	0.000
29												
30												
31												

BMCRC - MRO Championships 2019 - Rnd 5 @ Snetterton

BMCRC Thunderbike Sport - A&C

RACE 16 - GRID (7 Laps)

ROW 12	1		1		34	196 Emma PETERSON (R)	
ROW 11		33	33 Peter PARAPANOS (R)	32	121 Roger MARSH	31	94 Steve SAINT
ROW 10	30	77 Ben CATT	29	137 Charlie CRAWT	28	186 Owen JENNER	
ROW 9		27	14 Chris BURRAGE	26	481 Clinton KEULDER	25	551 Brody CROCKFORD
ROW 8	24	198 Steven TOPPING	23	48 Shaun WALLIS	22	100 Craig HOWTON	
ROW 7		21	81 Malvern MAY	20	41 Kyal TINKER	19	53 Tim BANWELL (R) 2:36.216
ROW 6	18	119 Aaron WHITING (R) 2:34.682	17	31 Corey TINKER 2:30.986	16	22 Matthew MAY 2:29.605	
ROW 5		15	101 Glen TRIPP (R) 2:24.409	14	624 Matthew FEDRICK (R) 2:22.417	13	13 WIL GREEN 2:21.310
ROW 4	12	181 Robert FRANKLIN 2:20.258	11	54 Adam JAMISON 2:18.755	10	76 Phillip RODGERS 2:18.668	
ROW 3		9	373 Robert PRICE (R) 2:18.313	8	34 Dan THOMAS (R) 2:17.430	7	17 Tommy DOWNES (R) 2:17.137
ROW 2	6	37 Ricky WOODS 2:16.711	5	104 Alex ROBINSON (R) 2:16.560	4	50 Paul ROBSON 2:16.453	
ROW 1		3	85 Andrew KITE 2:15.388	2	84 Ricardo BRANCO 2:15.278	1	666 Shane BEASLEY 2:14.903

Pole

Snetterton 300
Circuit Length = 2.9689 miles

These results are provisional until the conclusion of any judicial and technical matters.

Clerk Of Course :	Timekeeper :
-------------------	--------------

Results can be found at www.tsl-timing.com

Printed - 13:04 Sunday, 09 June 2019



BMCRC - MRO Championships 2019 - Rnd 5 @ Snetterton

BMCRC Thunderbike Sport - A&C

RACE 16 - CLASSIFICATION

POS	NO	CL	PIC NAME	ENTRY	LAPS	TIME	GAP	DIFF	MPH	BEST	ON
1	84	A	1 Ricardo BRANCO	Yamaha - IMP Racing	7	15:00.440			83.08	2:06.299	7
2	666	A	2 Shane BEASLEY	Yamaha -	7	15:01.424	0.984	0.984	82.99	2:06.733	4
3	48	A	3 Shaun WALLIS	Yamaha - Watling Tyres	7	15:09.510	9.070	8.086	82.26	2:07.074	6
4	198	A	4 Steven TOPPING	Yamaha -	7	15:11.832	11.392	2.322	82.05	2:07.544	6
5	54	A	5 Adam JAMISON	Yamaha - AJ Racing	7	15:20.604	20.164	8.772	81.26	2:09.979	4
6	104	C	1 Alex ROBINSON (R)	Honda - Boa	7	15:33.302	32.862	12.698	80.16	2:11.735	3
7	76	A	6 Phillip RODGERS	Suzuki - pinbadgelab.co.uk	7	15:38.484	38.044	5.182	79.72	2:10.532	6
8	17	C	2 Tommy DOWNES (R)	Suzuki - Ray Gnarley/ MoreMoto	7	15:39.027	38.587	0.543	79.67	2:11.686	7
9	34	C	3 Dan THOMAS (R)	Suzuki -	7	15:39.601	39.161	0.574	79.62	2:11.295	7
10	85	C	4 Andrew KITE	Ducati - Red Rebel Racing	7	15:41.368	40.928	1.767	79.47	2:11.752	6
11	186	A	7 Owen JENNER	Kawasaki - JB motorcycles	7	15:42.063	41.623	0.695	79.41	2:11.523	7
12	551	A	8 Brody CROCKFORD	Yamaha - CPE Motosport	7	15:44.763	44.323	2.700	79.19	2:11.202	7
13	13	C	5 Wil GREEN	Suzuki - Faith Fueled Racing	7	15:47.332	46.892	2.569	78.97	2:12.231	6
14	181	C	6 Robert FRANKLIN	Suzuki - RCF GARDENS	7	15:55.038	54.598	7.706	78.33	2:13.581	5
15	94	C	7 Steve SAINT	Yamaha -	7	15:56.568	56.128	1.530	78.21	2:13.627	7
16	624	C	8 Matthew FEDRICK (R)	Yamaha - Matthew Fedrick farriers ltd	7	16:14.001	1:13.561	17.433	76.81	2:15.104	7
17	373	C	9 Robert PRICE (R)	Suzuki -	7	16:21.017	1:20.577	7.016	76.26	2:16.612	6
18	22	A	9 Matthew MAY	Honda - Tliehurst Glass Racing	7	16:24.178	1:23.738	3.161	76.01	2:16.988	6
19	37	C	10 Ricky WOODS	Suzuki - T & S Vehicle Repairs	7	16:39.038	1:38.598	14.860	74.88	2:19.318	6
20	31	A	10 Corey TINKER	Kawasaki - Aquatix-2u Ltd	7	16:39.880	1:39.440	0.842	74.82	2:19.751	6
21	41	A	11 Kyal TINKER	Kawasaki - Aquatix-2u Ltd	7	16:40.348	1:39.908	0.468	74.79	2:20.037	7
22	53	C	11 Tim BANWELL (R)	Yamaha -	7	16:44.589	1:44.149	4.241	74.47	2:19.584	7
23	481	A	12 Clinton KEULDER	Yamaha - My wife	7	16:48.339	1:47.899	3.750	74.19	2:21.038	5
24	33	C	12 Peter PARAPANOS (R)	Honda -	7	17:02.045	2:01.605	13.706	73.20	2:20.623	5
25	77	A	13 Ben CATT	Yamaha -	7	17:07.456	2:07.016	5.411	72.81	2:22.319	2
26	101	C	13 Glen TRIPP (R)	Honda - yaki too racing	6	14:59.940	1 Lap	1 Lap	71.25	2:26.623	6
27	119	C	14 Aaron WHITING (R)	Yamaha - Whiting Rail Ltd	6	15:14.511	1 Lap	14.571	70.12	2:28.674	2

NOT CLASSIFIED

DNF	81	C	Malvern MAY	Honda -	5	12:00.170	2 Laps	1 Lap	74.20	2:19.457	3
DNF	196	C	Emma PETERSON (R)	Yamaha - Plus racing gear, Helmet city Chichester,	1	2:42.845	6 Laps	4 Laps	65.63		

FASTEST LAP

84	A	Ricardo BRANCO	Yamaha - IMP Racing	7	2:06.299	84.62 mph	136.19 kph
34	C	Dan THOMAS (R)	Suzuki -	7	2:11.295	81.40 mph	131.00 kph

Class A - 92.5% of Race Speed = 76.84 mph

Class C - 92.5% of Race Speed = 74.14 mph

Snetterton 300

Circuit Length = 2.9689 miles

Start: 16:31 Flag 16:46 End: 16:48

Weather / Track : Bright / Dry

These results are provisional until the conclusion of any judicial and technical matters.

Clerk Of Course :	Timekeeper :
-------------------	--------------

Results can be found at www.tsl-timing.com

Printed - 16:48 Sunday, 09 June 2019



BMCRC - MRO Championships 2019 - Rnd 5 @ Snetterton

BMCRC Thunderbike Sport - A&C

RACE 16 - LAP CHART

LAP 1 @ 16:33:14.769		
NO	BEHIND	LAP TIME

84		2:14.242
666	0.486	2:14.728
54	4.005	2:18.247
48	5.396	2:19.638
104	5.414	2:19.656
17	6.313	2:20.555
198	6.529	2:20.771
34	6.822	2:21.064
186	9.200	2:23.442
85	9.406	2:23.648
76	11.136	2:25.378
37	11.575	2:25.817
181	12.034	2:26.276
13	12.439	2:26.681
94	12.975	2:27.217
551	14.440	2:28.682
373	16.631	2:30.873
22	17.349	2:31.591
624	18.134	2:32.376
53	19.286	2:33.528
81	19.480	2:33.722
31	19.718	2:33.960
41	20.006	2:34.248
101	22.178	2:36.420
77	22.500	2:36.742
481	22.967	2:37.209
33	23.043	2:37.285
119	24.788	2:39.030
196	28.603	2:42.845

LAP 3 @ 16:37:31.352		
NO	BEHIND	LAP TIME

666		2:07.485
84	0.253	2:08.531
48	6.640	2:08.762
198	7.552	2:08.134
54	8.253	2:10.569
104	13.016	2:11.735
17	17.223	2:14.142
34	18.247	2:14.242
85	19.612	2:12.822
76	20.891	2:13.322
186	20.994	2:13.548
13	24.643	2:13.505
181	25.112	2:14.551
551	25.929	2:14.466
94	28.545	2:15.729
624	39.864	2:18.512
373	39.999	2:19.612
22	41.105	2:19.334
81	43.292	2:19.457
37	43.983	2:22.752
31	45.581	2:21.226
53	45.731	2:22.098
41	46.975	2:22.393
481	51.040	2:21.866
77	52.746	2:24.510
33	1:01.142	2:22.326
101	1:06.933	2:30.131
119	1:08.343	2:31.464

LAP 5 @ 16:41:46.194		
NO	BEHIND	LAP TIME

666		2:08.109
84	0.052	2:07.539
48	9.263	2:08.355
198	9.363	2:07.999
54	13.817	2:10.427
104	22.916	2:12.445
17	28.730	2:13.401
34	30.009	2:12.852
76	30.178	2:11.748
85	31.951	2:13.842
186	32.485	2:13.346
13	35.641	2:12.457
551	36.301	2:12.960
181	38.055	2:13.581
94	42.696	2:14.605
624	57.618	2:16.358
373	1:01.701	2:18.010
22	1:02.545	2:17.419
37	1:13.242	2:21.230
31	1:14.057	2:21.796
81	1:14.503	2:24.823
41	1:14.531	2:20.550
481	1:18.627	2:21.038
53	1:18.710	2:20.935
33	1:28.522	2:20.623
77	1:30.274	2:26.146
101	1:47.650	2:27.857
119	1:56.274	2:30.737

666	0.984	2:08.010
48	9.070	2:07.506
198	11.392	2:09.258
119	1 Lap	2:32.570
54	20.164	2:10.943
104	32.862	2:12.667
76	38.044	2:12.107
17	38.587	2:11.686
34	39.161	2:11.295
85	40.928	2:11.998
186	41.623	2:11.523
551	44.323	2:11.202
13	46.892	2:13.793
181	54.598	2:16.202
94	56.128	2:13.627
624	1:13.561	2:15.104
373	1:20.577	2:17.037
22	1:23.738	2:18.978
37	1:38.598	2:20.811
31	1:39.440	2:20.405
41	1:39.908	2:20.037
53	1:44.149	2:19.584
481	1:47.899	2:22.251
33	2:01.605	2:23.020
77	2:07.016	2:25.704

LAP 2 @ 16:35:23.074		
NO	BEHIND	LAP TIME

84		2:08.305
666	0.793	2:08.612
54	5.962	2:10.262
48	6.156	2:09.065
198	7.696	2:09.472
104	9.559	2:12.450
17	11.359	2:13.351
34	12.283	2:13.766
85	15.068	2:13.967
186	15.724	2:14.829
76	15.847	2:13.016
181	18.839	2:15.110
13	19.416	2:15.282
551	19.741	2:13.606
94	21.094	2:16.424
373	28.665	2:20.339
37	29.509	2:26.239
624	29.630	2:19.801
22	30.049	2:21.005
53	31.911	2:20.930
81	32.113	2:20.938
31	32.633	2:21.220
41	32.860	2:21.159
77	36.514	2:22.319
481	37.452	2:22.790
101	45.080	2:31.207
119	45.157	2:28.674
33	47.094	2:32.356

LAP 4 @ 16:39:38.085		
NO	BEHIND	LAP TIME

666		2:06.733
84	0.622	2:07.102
48	9.017	2:09.110
198	9.473	2:08.654
54	11.499	2:09.979
104	18.580	2:12.297
17	23.438	2:12.948
34	25.266	2:13.752
85	26.218	2:13.339
76	26.539	2:12.381
186	27.248	2:12.987
13	31.293	2:13.383
551	31.450	2:12.254
181	32.583	2:14.204
94	36.200	2:14.388
624	49.369	2:16.238
373	51.800	2:18.534
22	53.235	2:18.863
81	57.789	2:21.230
37	1:00.121	2:22.871
31	1:00.370	2:21.522
41	1:02.090	2:21.848
481	1:05.698	2:21.391
53	1:05.884	2:26.886
77	1:12.237	2:26.224
33	1:16.008	2:21.599
101	1:27.902	2:27.702
119	1:33.646	2:32.036

LAP 6 @ 16:43:53.941		
NO	BEHIND	LAP TIME

666		2:07.747
84	0.727	2:08.422
48	8.590	2:07.074
198	9.160	2:07.544
54	16.247	2:10.177
104	27.221	2:12.052
76	32.963	2:10.532
17	33.927	2:12.944
34	34.892	2:12.630
85	35.956	2:11.752
186	37.126	2:12.388
13	40.125	2:12.231
551	40.147	2:11.593
181	45.422	2:15.114
94	49.527	2:14.578
624	1:05.483	2:15.612
373	1:10.566	2:16.612
22	1:11.786	2:16.988
37	1:24.813	2:19.318
31	1:26.061	2:19.751
41	1:26.897	2:20.113
53	1:31.591	2:20.628
481	1:32.674	2:21.794
33	1:45.611	2:24.836
77	1:48.338	2:25.811
101	2:06.526	2:26.623

LAP 7 @ 16:46:00.967		
NO	BEHIND	LAP TIME

84		2:06.299
----	--	----------

Weather / Track : Bright / Dry

Results can be found at www.tsl-timing.com

Snetterton 300

Circuit Length = 2.9689 miles

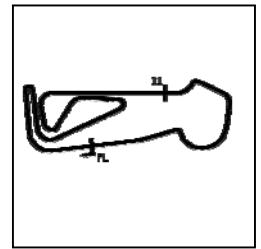
Start: 16:31 Flag 16:46 End: 16:48

Printed - 16:49 Sunday, 09 June 2019

BMCRC - MRO Championships 2019 - Rnd 5 @ Snetterton

BMCRC Thunderbike Sport - A&C

RACE 16 - SECTOR ANALYSIS



SECTOR 1 = FL to I1, SECTOR 2 = I1 to FL, DIFF = Difference To Personal Best Lap, P = Crossed Finish Line in Pit Lane, D = Time Disallowed

P1 84 A		Ricardo BRANCO		Yamaha - IMP Racing		
IDEAL LAP TIME : 2:06.299		BEST LAP TIME : 2:06.299		DIFFERENCE : 0.000		
LAP	SECTOR 1	SECTOR 2	LAP TIME	MPH	DIFF	TIME OF DAY
1 -		43.115	2:14.242	79.61	7.943	16:33:14.769
2 -	1:25.181	43.124	2:08.305	83.30	2.006	16:35:23.074
3 -	1:25.045	43.486	2:08.531	83.15	2.232	16:37:31.605
4 -	1:24.425	42.677	2:07.102 (2)	84.09	0.803	16:39:38.707
5 -	1:24.933	42.606	2:07.539 (3)	83.80	1.240	16:41:46.246
6 -	1:25.680	42.742	2:08.422	83.22	2.123	16:43:54.668
7 -	1:24.277	42.022	2:06.299 (1)	84.62		16:46:00.967

P2 666 A		Shane BEASLEY		Yamaha -		
IDEAL LAP TIME : 2:06.100		BEST LAP TIME : 2:06.733		DIFFERENCE : 0.633		
LAP	SECTOR 1	SECTOR 2	LAP TIME	MPH	DIFF	TIME OF DAY
1 -		43.407	2:14.728	79.33	7.995	16:33:15.255
2 -	1:25.083	43.529	2:08.612	83.10	1.879	16:35:23.867
3 -	1:24.213	43.272	2:07.485 (2)	83.83	0.752	16:37:31.352
4 -	1:24.111	42.622	2:06.733 (1)	84.33		16:39:38.085
5 -	1:24.863	43.246	2:08.109	83.42	1.376	16:41:46.194
6 -	1:25.758	41.989	2:07.747 (3)	83.66	1.014	16:43:53.941
7 -	1:25.148	42.862	2:08.010	83.49	1.277	16:46:01.951

P3 48 A		Shaun WALLIS		Yamaha - Walling Tyres		
IDEAL LAP TIME : 2:07.074		BEST LAP TIME : 2:07.074		DIFFERENCE : 0.000		
LAP	SECTOR 1	SECTOR 2	LAP TIME	MPH	DIFF	TIME OF DAY
1 -		43.994	2:19.638	76.54	12.564	16:33:20.165
2 -	1:25.303	43.762	2:09.065	82.81	1.991	16:35:29.230
3 -	1:25.343	43.419	2:08.762	83.00	1.688	16:37:37.992
4 -	1:25.466	43.644	2:09.110	82.78	2.036	16:39:47.102
5 -	1:25.038	43.317	2:08.355 (3)	83.26	1.281	16:41:55.457
6 -	1:24.258	42.816	2:07.074 (1)	84.10		16:44:02.531
7 -	1:24.558	42.948	2:07.506 (2)	83.82	0.432	16:46:10.037

P4 198 A		Steven TOPPING		Yamaha -		
IDEAL LAP TIME : 2:07.241		BEST LAP TIME : 2:07.544		DIFFERENCE : 0.303		
LAP	SECTOR 1	SECTOR 2	LAP TIME	MPH	DIFF	TIME OF DAY
1 -		42.886	2:20.771	75.92	13.227	16:33:21.298
2 -	1:26.072	43.400	2:09.472	82.55	1.928	16:35:30.770
3 -	1:25.651	42.483	2:08.134 (3)	83.41	0.590	16:37:38.904
4 -	1:25.410	43.244	2:08.654	83.07	1.110	16:39:47.558
5 -	1:25.077	42.922	2:07.999 (2)	83.50	0.455	16:41:55.557
6 -	1:25.018	42.526	2:07.544 (1)	83.79		16:44:03.101
7 -	1:24.758	44.500	2:09.258	82.68	1.714	16:46:12.359

P5 54 A		Adam JAMISON		Yamaha - AJ Racing		
IDEAL LAP TIME : 2:09.735		BEST LAP TIME : 2:09.979		DIFFERENCE : 0.244		
LAP	SECTOR 1	SECTOR 2	LAP TIME	MPH	DIFF	TIME OF DAY
1 -		43.748	2:18.247	77.31	8.268	16:33:18.774
2 -	1:26.765	43.497	2:10.262 (3)	82.05	0.283	16:35:29.036
3 -	1:26.949	43.620	2:10.569	81.85	0.590	16:37:39.605
4 -	1:26.536	43.443	2:09.979 (1)	82.22		16:39:49.584
5 -	1:26.538	43.889	2:10.427	81.94	0.448	16:42:00.011
6 -	1:26.978	43.199	2:10.177 (2)	82.10	0.198	16:44:10.188
7 -	1:26.901	44.042	2:10.943	81.62	0.964	16:46:21.131

P6 104 C		Alex ROBINSON (R)		Honda - Boa		
IDEAL LAP TIME : 2:11.489		BEST LAP TIME : 2:11.735		DIFFERENCE : 0.246		
LAP	SECTOR 1	SECTOR 2	LAP TIME	MPH	DIFF	TIME OF DAY
1 -						
2 -						
3 -						
4 -						
5 -						
6 -						
7 -						

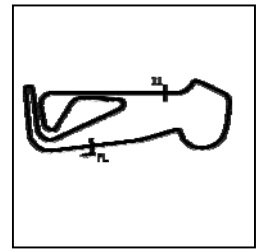
Weather / Track : Bright / Dry

Snetterton 300
Circuit Length = 2.9689 miles
Start: 16:31 Flag 16:46 End: 16:48

BMCRC - MRO Championships 2019 - Rnd 5 @ Snetterton

BMCRC Thunderbike Sport - A&C

RACE 16 - SECTOR ANALYSIS



SECTOR 1 = FL to I1, SECTOR 2 = I1 to FL, DIFF = Difference To Personal Best Lap, P = Crossed Finish Line in Pit Lane, D = Time Disallowed

1 -		44.647	2:19.656	76.53	7.921	16:33:20.183
2 -	1:28.380	44.070	2:12.450	80.69	0.715	16:35:32.633
3 -	1:27.487	44.248	2:11.735 (1)	81.13		16:37:44.368
4 -	1:27.648	44.649	2:12.297 (3)	80.78	0.562	16:39:56.665
5 -	1:27.916	44.529	2:12.445	80.69	0.710	16:42:09.110
6 -	1:27.419	44.633	2:12.052 (2)	80.93	0.317	16:44:21.162
7 -	1:28.214	44.453	2:12.667	80.56	0.932	16:46:33.829

P7 76 A Phillip RODGERS			Suzuki - pinbadgelab.co.uk			
IDEAL LAP TIME : 2:10.532		BEST LAP TIME : 2:10.532		DIFFERENCE : 0.000		
LAP	SECTOR 1	SECTOR 2	LAP TIME	MPH	DIFF	TIME OF DAY

1 -		45.606	2:25.378	73.51	14.846	16:33:25.905
2 -	1:28.589	44.427	2:13.016	80.35	2.484	16:35:38.921
3 -	1:28.507	44.815	2:13.322	80.16	2.790	16:37:52.243
4 -	1:28.588	43.793	2:12.381	80.73	1.849	16:40:04.624
5 -	1:27.894	43.854	2:11.748 (2)	81.12	1.216	16:42:16.372
6 -	1:27.210	43.322	2:10.532 (1)	81.88		16:44:26.904
7 -	1:28.059	44.048	2:12.107 (3)	80.90	1.575	16:46:39.011

P8 17 C Tommy DOWNES (R)			Suzuki - Ray Gnarley/ MoreMoto			
IDEAL LAP TIME : 2:11.686		BEST LAP TIME : 2:11.686		DIFFERENCE : 0.000		
LAP	SECTOR 1	SECTOR 2	LAP TIME	MPH	DIFF	TIME OF DAY

1 -		44.948	2:20.555	76.04	8.869	16:33:21.082
2 -	1:29.037	44.314	2:13.351	80.14	1.665	16:35:34.433
3 -	1:29.414	44.728	2:14.142	79.67	2.456	16:37:48.575
4 -	1:28.843	44.105	2:12.948 (3)	80.39	1.262	16:40:01.523
5 -	1:28.998	44.403	2:13.401	80.11	1.715	16:42:14.924
6 -	1:28.608	44.336	2:12.944 (2)	80.39	1.258	16:44:27.868
7 -	1:28.155	43.531	2:11.686 (1)	81.16		16:46:39.554

P9 34 C Dan THOMAS (R)			Suzuki -			
IDEAL LAP TIME : 2:11.295		BEST LAP TIME : 2:11.295		DIFFERENCE : 0.000		
LAP	SECTOR 1	SECTOR 2	LAP TIME	MPH	DIFF	TIME OF DAY

1 -		44.762	2:21.064	75.76	9.769	16:33:21.591
2 -	1:28.863	44.903	2:13.766	79.90	2.471	16:35:35.357
3 -	1:28.921	45.321	2:14.242	79.61	2.947	16:37:49.599
4 -	1:29.405	44.347	2:13.752	79.90	2.457	16:40:03.351
5 -	1:27.866	44.986	2:12.852 (3)	80.45	1.557	16:42:16.203
6 -	1:28.269	44.361	2:12.630 (2)	80.58	1.335	16:44:28.833
7 -	1:27.528	43.767	2:11.295 (1)	81.40		16:46:40.128

P10 85 C Andrew KITE			Ducati - Red Rebel Racing			
IDEAL LAP TIME : 2:11.474		BEST LAP TIME : 2:11.752		DIFFERENCE : 0.278		
LAP	SECTOR 1	SECTOR 2	LAP TIME	MPH	DIFF	TIME OF DAY

1 -		45.905	2:23.648	74.40	11.896	16:33:24.175
2 -	1:29.396	44.571	2:13.967	79.78	2.215	16:35:38.142
3 -	1:28.190	44.632	2:12.822 (3)	80.46	1.070	16:37:50.964
4 -	1:28.683	44.656	2:13.339	80.15	1.587	16:40:04.303
5 -	1:29.085	44.757	2:13.842	79.85	2.090	16:42:18.145
6 -	1:27.598	44.154	2:11.752 (1)	81.12		16:44:29.897
7 -	1:28.122	43.876	2:11.998 (2)	80.97	0.246	16:46:41.895

P11 186 A Owen JENNER			Kawasaki - JB motorcycles			
IDEAL LAP TIME : 2:11.523		BEST LAP TIME : 2:11.523		DIFFERENCE : 0.000		
LAP	SECTOR 1	SECTOR 2	LAP TIME	MPH	DIFF	TIME OF DAY

1 -		44.758	2:23.442	74.51	11.919	16:33:23.969
2 -	1:30.013	44.816	2:14.829	79.27	3.306	16:35:38.798
3 -	1:29.117	44.431	2:13.548	80.03	2.025	16:37:52.346
4 -	1:28.908	44.079	2:12.987 (3)	80.36	1.464	16:40:05.333

Weather / Track : Bright / Dry

Snetterton 300

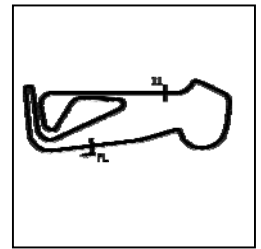
Circuit Length = 2.9689 miles

Start: 16:31 Flag 16:46 End: 16:48

BMCRC - MRO Championships 2019 - Rnd 5 @ Snetterton

BMCRC Thunderbike Sport - A&C

RACE 16 - SECTOR ANALYSIS



SECTOR 1 = FL to I1, SECTOR 2 = I1 to FL, DIFF = Difference To Personal Best Lap, P = Crossed Finish Line in Pit Lane, D = Time Disallowed

5 -	1:28.854	44.492	2:13.346	80.15	1.823	16:42:18.679
6 -	1:28.788	43.600	2:12.388 (2)	80.73	0.865	16:44:31.067
7 -	1:28.172	43.351	2:11.523 (1)	81.26		16:46:42.590

P12 551 A Brody CROCKFORD		Yamaha - CPE Motosport				
IDEAL LAP TIME : 2:11.160		BEST LAP TIME : 2:11.202				
		DIFFERENCE : 0.042				
LAP	SECTOR 1	SECTOR 2	LAP TIME	MPH	DIFF	TIME OF DAY
1 -		45.226	2:28.682	71.88	17.480	16:33:29.209
2 -	1:28.590	45.016	2:13.606	79.99	2.404	16:35:42.815
3 -	1:30.048	44.418	2:14.466	79.48	3.264	16:37:57.281
4 -	1:28.023	44.231	2:12.254 (3)	80.81	1.052	16:40:09.535
5 -	1:28.743	44.217	2:12.960	80.38	1.758	16:42:22.495
6 -	1:27.785	43.808	2:11.593 (2)	81.22	0.391	16:44:34.088
7 -	1:27.352	43.850	2:11.202 (1)	81.46		16:46:45.290

P13 13 C Wil GREEN		Suzuki - Faith Fueled Racing				
IDEAL LAP TIME : 2:12.191		BEST LAP TIME : 2:12.231				
		DIFFERENCE : 0.040				
LAP	SECTOR 1	SECTOR 2	LAP TIME	MPH	DIFF	TIME OF DAY
1 -		46.912	2:26.681	72.86	14.450	16:33:27.208
2 -	1:29.982	45.300	2:15.282	79.00	3.051	16:35:42.490
3 -	1:28.897	44.608	2:13.505	80.05	1.274	16:37:55.995
4 -	1:28.656	44.727	2:13.383 (3)	80.13	1.152	16:40:09.378
5 -	1:28.086	44.371	2:12.457 (2)	80.69	0.226	16:42:21.835
6 -	1:27.820	44.411	2:12.231 (1)	80.82		16:44:34.066
7 -	1:28.901	44.892	2:13.793	79.88	1.562	16:46:47.859

P14 181 C Robert FRANKLIN		Suzuki - RCF GARDENS				
IDEAL LAP TIME : 2:13.268		BEST LAP TIME : 2:13.581				
		DIFFERENCE : 0.313				
LAP	SECTOR 1	SECTOR 2	LAP TIME	MPH	DIFF	TIME OF DAY
1 -		46.582	2:26.276	73.06	12.695	16:33:26.803
2 -	1:30.319	44.791	2:15.110	79.10	1.529	16:35:41.913
3 -	1:30.118	44.433	2:14.551 (3)	79.43	0.970	16:37:56.464
4 -	1:29.468	44.736	2:14.204 (2)	79.64	0.623	16:40:10.668
5 -	1:28.835	44.746	2:13.581 (1)	80.01		16:42:24.249
6 -	1:29.757	45.357	2:15.114	79.10	1.533	16:44:39.363
7 -	1:31.280	44.922	2:16.202	78.47	2.621	16:46:55.565

P15 94 C Steve SAINT		Yamaha -				
IDEAL LAP TIME : 2:13.627		BEST LAP TIME : 2:13.627				
		DIFFERENCE : 0.000				
LAP	SECTOR 1	SECTOR 2	LAP TIME	MPH	DIFF	TIME OF DAY
1 -		45.650	2:27.217	72.60	13.590	16:33:27.744
2 -	1:31.249	45.175	2:16.424	78.34	2.797	16:35:44.168
3 -	1:30.348	45.381	2:15.729	78.74	2.102	16:37:59.897
4 -	1:29.571	44.817	2:14.388 (2)	79.53	0.761	16:40:14.285
5 -	1:29.186	45.419	2:14.605	79.40	0.978	16:42:28.890
6 -	1:29.451	45.127	2:14.578 (3)	79.41	0.951	16:44:43.468
7 -	1:28.960	44.667	2:13.627 (1)	79.98		16:46:57.095

P16 624 C Matthew FEDRICK (R)		Yamaha - Matthew Fedrick farriers ltd				
IDEAL LAP TIME : 2:14.675		BEST LAP TIME : 2:15.104				
		DIFFERENCE : 0.429				
LAP	SECTOR 1	SECTOR 2	LAP TIME	MPH	DIFF	TIME OF DAY
1 -		47.203	2:32.376	70.14	17.272	16:33:32.903
2 -	1:33.165	46.636	2:19.801	76.45	4.697	16:35:52.704
3 -	1:32.097	46.415	2:18.512	77.16	3.408	16:38:11.216
4 -	1:30.248	45.990	2:16.238 (3)	78.45	1.134	16:40:27.454
5 -	1:31.176	45.182	2:16.358	78.38	1.254	16:42:43.812
6 -	1:29.804	45.808	2:15.612 (2)	78.81	0.508	16:44:59.424
7 -	1:29.493	45.611	2:15.104 (1)	79.11		16:47:14.528

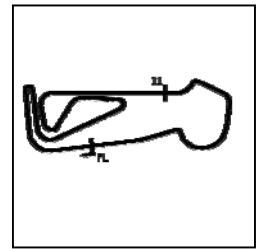
Weather / Track : Bright / Dry

Snetterton 300
Circuit Length = 2.9689 miles
Start: 16:31 Flag 16:46 End: 16:48

BMCRC - MRO Championships 2019 - Rnd 5 @ Snetterton

BMCRC Thunderbike Sport - A&C

RACE 16 - SECTOR ANALYSIS



SECTOR 1 = FL to I1, SECTOR 2 = I1 to FL, DIFF = Difference To Personal Best Lap, P = Crossed Finish Line in Pit Lane, D = Time Disallowed

P17 373 C		Robert PRICE (R)		Suzuki -		
IDEAL LAP TIME : 2:16.612		BEST LAP TIME : 2:16.612		DIFFERENCE : 0.000		
LAP	SECTOR 1	SECTOR 2	LAP TIME	MPH	DIFF	TIME OF DAY
1 -		47.517	2:30.873	70.84	14.261	16:33:31.400
2 -	1:32.718	47.621	2:20.339	76.15	3.727	16:35:51.739
3 -	1:32.550	47.062	2:19.612	76.55	3.000	16:38:11.351
4 -	1:31.647	46.887	2:18.534	77.15	1.922	16:40:29.885
5 -	1:31.473	46.537	2:18.010 (3)	77.44	1.398	16:42:47.895
6 -	1:30.712	45.900	2:16.612 (1)	78.23		16:45:04.507
7 -	1:30.912	46.125	2:17.037 (2)	77.99	0.425	16:47:21.544

P18 22 A		Matthew MAY		Honda - Tliehurst Glass Racing		
IDEAL LAP TIME : 2:16.528		BEST LAP TIME : 2:16.988		DIFFERENCE : 0.460		
LAP	SECTOR 1	SECTOR 2	LAP TIME	MPH	DIFF	TIME OF DAY
1 -		47.287	2:31.591	70.50	14.603	16:33:32.118
2 -	1:33.479	47.526	2:21.005	75.79	4.017	16:35:53.123
3 -	1:32.059	47.275	2:19.334	76.70	2.346	16:38:12.457
4 -	1:32.163	46.700	2:18.863 (3)	76.96	1.875	16:40:31.320
5 -	1:30.880	46.539	2:17.419 (2)	77.77	0.431	16:42:48.739
6 -	1:31.340	45.648	2:16.988 (1)	78.02		16:45:05.727
7 -	1:31.787	47.191	2:18.978	76.90	1.990	16:47:24.705

P19 37 C		Ricky WOODS		Suzuki - T & S Vehicle Repairs		
IDEAL LAP TIME : 2:18.942		BEST LAP TIME : 2:19.318		DIFFERENCE : 0.376		
LAP	SECTOR 1	SECTOR 2	LAP TIME	MPH	DIFF	TIME OF DAY
1 -		46.484	2:25.817	73.29	6.499	16:33:26.344
2 -	1:37.755	48.484	2:26.239	73.08	6.921	16:35:52.583
3 -	1:35.415	47.337	2:22.752	74.87	3.434	16:38:15.335
4 -	1:34.365	48.506	2:22.871	74.80	3.553	16:40:38.206
5 -	1:33.777	47.453	2:21.230 (3)	75.67	1.912	16:42:59.436
6 -	1:32.458	46.860	2:19.318 (1)	76.71		16:45:18.754
7 -	1:33.458	47.353	2:20.811 (2)	75.90	1.493	16:47:39.565

P20 31 A		Corey TINKER		Kawasaki - Aquatix-2u Ltd		
IDEAL LAP TIME : 2:19.751		BEST LAP TIME : 2:19.751		DIFFERENCE : 0.000		
LAP	SECTOR 1	SECTOR 2	LAP TIME	MPH	DIFF	TIME OF DAY
1 -		47.481	2:33.960	69.42	14.209	16:33:34.487
2 -	1:34.633	46.587	2:21.220 (3)	75.68	1.469	16:35:55.707
3 -	1:33.804	47.422	2:21.226	75.68	1.475	16:38:16.933
4 -	1:34.113	47.409	2:21.522	75.52	1.771	16:40:38.455
5 -	1:34.711	47.085	2:21.796	75.37	2.045	16:43:00.251
6 -	1:33.302	46.449	2:19.751 (1)	76.47		16:45:20.002
7 -	1:33.857	46.548	2:20.405 (2)	76.12	0.654	16:47:40.407

P21 41 A		Kyal TINKER		Kawasaki - Aquatix-2u Ltd		
IDEAL LAP TIME : 2:19.786		BEST LAP TIME : 2:20.037		DIFFERENCE : 0.251		
LAP	SECTOR 1	SECTOR 2	LAP TIME	MPH	DIFF	TIME OF DAY
1 -		47.563	2:34.248	69.29	14.211	16:33:34.775
2 -	1:34.975	46.184	2:21.159	75.71	1.122	16:35:55.934
3 -	1:35.391	47.002	2:22.393	75.06	2.356	16:38:18.327
4 -	1:35.405	46.443	2:21.848	75.34	1.811	16:40:40.175
5 -	1:34.002	46.548	2:20.550 (3)	76.04	0.513	16:43:00.725
6 -	1:33.609	46.504	2:20.113 (2)	76.28	0.076	16:45:20.838
7 -	1:33.602	46.435	2:20.037 (1)	76.32		16:47:40.875

P22 53 C		Tim BANWELL (R)		Yamaha -		
IDEAL LAP TIME : 2:19.584		BEST LAP TIME : 2:19.584		DIFFERENCE : 0.000		
LAP	SECTOR 1	SECTOR 2	LAP TIME	MPH	DIFF	TIME OF DAY

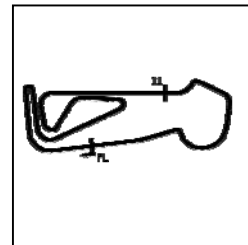
Weather / Track : Bright / Dry

Snetterton 300
 Circuit Length = 2.9689 miles
 Start: 16:31 Flag 16:46 End: 16:48

BMCRC - MRO Championships 2019 - Rnd 5 @ Snetterton

BMCRC Thunderbike Sport - A&C

RACE 16 - SECTOR ANALYSIS



SECTOR 1 = FL to I1, SECTOR 2 = I1 to FL, DIFF = Difference To Personal Best Lap, P = Crossed Finish Line in Pit Lane, D = Time Disallowed

1 -		47.950	2:33.528	69.61	13.944	16:33:34.055
2 -	1:33.336	47.594	2:20.930 (3)	75.83	1.346	16:35:54.985
3 -	1:34.346	47.752	2:22.098	75.21	2.514	16:38:17.083
4 -	1:39.642	47.244	2:26.886	72.76	7.302	16:40:43.969
5 -	1:34.045	46.890	2:20.935	75.83	1.351	16:43:04.904
6 -	1:33.949	46.679	2:20.628 (2)	76.00	1.044	16:45:25.532
7 -	1:33.135	46.449	2:19.584 (1)	76.57		16:47:45.116

P23 481 A	Clinton KEULDER	Yamaha - My wife
IDEAL LAP TIME : 2:20.844	BEST LAP TIME : 2:21.038	DIFFERENCE : 0.194

LAP	SECTOR 1	SECTOR 2	LAP TIME	MPH	DIFF	TIME OF DAY
1 -		49.427	2:37.209	67.98	16.171	16:33:37.736
2 -	1:34.660	48.130	2:22.790	74.85	1.752	16:36:00.526
3 -	1:34.481	47.385	2:21.866	75.33	0.828	16:38:22.392
4 -	1:34.106	47.285	2:21.391 (2)	75.59	0.353	16:40:43.783
5 -	1:33.559	47.479	2:21.038 (1)	75.78		16:43:04.821
6 -	1:34.410	47.384	2:21.794 (3)	75.37	0.756	16:45:26.615
7 -	1:33.618	48.633	2:22.251	75.13	1.213	16:47:48.866

P24 33 C	Peter PARAPANOS (R)	Honda -
IDEAL LAP TIME : 2:20.244	BEST LAP TIME : 2:20.623	DIFFERENCE : 0.379

LAP	SECTOR 1	SECTOR 2	LAP TIME	MPH	DIFF	TIME OF DAY
1 -		49.063	2:37.285	67.95	16.662	16:33:37.812
2 -	1:44.801	47.555	2:32.356	70.15	11.733	16:36:10.168
3 -	1:35.393	46.933	2:22.326 (3)	75.09	1.703	16:38:32.494
4 -	1:33.840	47.759	2:21.599 (2)	75.48	0.976	16:40:54.093
5 -	1:33.311	47.312	2:20.623 (1)	76.00		16:43:14.716
6 -	1:37.387	47.449	2:24.836	73.79	4.213	16:45:39.552
7 -	1:34.851	48.169	2:23.020	74.73	2.397	16:48:02.572

P25 77 A	Ben CATT	Yamaha -
IDEAL LAP TIME : 2:22.319	BEST LAP TIME : 2:22.319	DIFFERENCE : 0.000

LAP	SECTOR 1	SECTOR 2	LAP TIME	MPH	DIFF	TIME OF DAY
1 -		48.825	2:36.742	68.18	14.423	16:33:37.269
2 -	1:34.620	47.699	2:22.319 (1)	75.09		16:35:59.588
3 -	1:35.601	48.909	2:24.510 (2)	73.96	2.191	16:38:24.098
4 -	1:37.246	48.978	2:26.224	73.09	3.905	16:40:50.322
5 -	1:37.012	49.134	2:26.146	73.13	3.827	16:43:16.468
6 -	1:37.409	48.402	2:25.811	73.30	3.492	16:45:42.279
7 -	1:36.804	48.900	2:25.704 (3)	73.35	3.385	16:48:07.983

P26 101 C	Glen TRIPP (R)	Honda - yaki too racing
IDEAL LAP TIME : 2:26.623	BEST LAP TIME : 2:26.623	DIFFERENCE : 0.000

LAP	SECTOR 1	SECTOR 2	LAP TIME	MPH	DIFF	TIME OF DAY
1 -		48.857	2:36.420	68.32	9.797	16:33:36.947
2 -	1:39.799	51.408	2:31.207	70.68	4.584	16:36:08.154
3 -	1:39.690	50.441	2:30.131	71.19	3.508	16:38:38.285
4 -	1:38.636	49.066	2:27.702 (2)	72.36	1.079	16:41:05.987
5 -	1:39.010	48.847	2:27.857 (3)	72.28	1.234	16:43:33.844
6 -	1:38.206	48.417	2:26.623 (1)	72.89		16:46:00.467

P27 119 C	Aaron WHITING (R)	Yamaha - Whiting Rail Ltd
IDEAL LAP TIME : 2:27.271	BEST LAP TIME : 2:28.674	DIFFERENCE : 1.403

LAP	SECTOR 1	SECTOR 2	LAP TIME	MPH	DIFF	TIME OF DAY
1 -		50.247	2:39.030	67.20	10.356	16:33:39.557
2 -	1:37.024	51.650	2:28.674 (1)	71.88		16:36:08.231
3 -	1:39.355	52.109	2:31.464 (3)	70.56	2.790	16:38:39.695
4 -	1:38.828	53.208	2:32.036	70.29	3.362	16:41:11.731
5 -	1:39.025	51.712	2:30.737 (2)	70.90	2.063	16:43:42.468

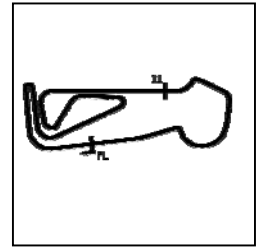
Weather / Track : Bright / Dry

Snetterton 300
Circuit Length = 2.9689 miles
Start: 16:31 Flag 16:46 End: 16:48

BMCRC - MRO Championships 2019 - Rnd 5 @ Snetterton

BMCRC Thunderbike Sport - A&C

RACE 16 - SECTOR ANALYSIS



SECTOR 1 = FL to I1, SECTOR 2 = I1 to FL, DIFF = Difference To Personal Best Lap, P = Crossed Finish Line in Pit Lane, D = Time Disallowed

6 - 1:39.980 52.590 2:32.570 70.05 3.896 16:46:15.038

P28 81 C Malvern MAY		Honda -				
IDEAL LAP TIME : 2:19.384		BEST LAP TIME : 2:19.457				
		DIFFERENCE : 0.073				
LAP	SECTOR 1	SECTOR 2	LAP TIME	MPH	DIFF	TIME OF DAY
1 -		47.641	2:33.722	69.52	14.265	16:33:34.249
2 -	1:33.137	47.801	2:20.938 (2)	75.83	1.481	16:35:55.187
3 -	1:33.210	46.247	2:19.457 (1)	76.64		16:38:14.644
4 -	1:33.259	47.971	2:21.230 (3)	75.67	1.773	16:40:35.874
5 -	1:35.246	49.577	2:24.823	73.80	5.366	16:43:00.697

P29 196 C Emma PETERSON (R)		Yamaha - Plus racing gear, Helmet city Chichester, WG Tyres B				
IDEAL LAP TIME : 2:33.799		BEST LAP TIME :				
		DIFFERENCE :				
LAP	SECTOR 1	SECTOR 2	LAP TIME	MPH	DIFF	TIME OF DAY
1 -		51.123	2:42.845	65.63		16:33:43.372

BMCRC - MRO Championships 2019 - Rnd 5 @ Snetterton

BMCRC Thunderbike Sport - A&C

RACE 16 - BEST SECTORS

SECTOR 1				SECTOR 2				IDEAL / BEST COMPARISON				
POS	NO	NAME	TIME	NO	NAME	TIME	POS	NO	NAME	IDEAL	BEST	DIFF
1	666	BEASLEY	1:24.111	666	BEASLEY	41.989	1	666	BEASLEY	2:06.100	2:06.733	0.633
2	48	WALLIS	1:24.258	84	BRANCO	42.022	2	84	BRANCO	2:06.299	2:06.299	0.000
3	84	BRANCO	1:24.277	198	TOPPING	42.483	3	48	WALLIS	2:07.074	2:07.074	0.000
4	198	TOPPING	1:24.758	48	WALLIS	42.816	4	198	TOPPING	2:07.241	2:07.544	0.303
5	54	JAMISON	1:26.536	54	JAMISON	43.199	5	54	JAMISON	2:09.735	2:09.979	0.244
6	76	RODGERS	1:27.210	76	RODGERS	43.322	6	76	RODGERS	2:10.532	2:10.532	0.000
7	551	CROCKFORD	1:27.352	186	JENNER	43.351	7	551	CROCKFORD	2:11.160	2:11.202	0.042
8	104	ROBINSON (R)	1:27.419	17	DOWNES (R)	43.531	8	34	THOMAS (R)	2:11.295	2:11.295	0.000
9	34	THOMAS (R)	1:27.528	34	THOMAS (R)	43.767	9	85	KITE	2:11.474	2:11.752	0.278
10	85	KITE	1:27.598	551	CROCKFORD	43.808	10	104	ROBINSON (R)	2:11.489	2:11.735	0.246
11	13	GREEN	1:27.820	85	KITE	43.876	11	186	JENNER	2:11.523	2:11.523	0.000
12	17	DOWNES (R)	1:28.155	104	ROBINSON (R)	44.070	12	17	DOWNES (R)	2:11.686	2:11.686	0.000
13	186	JENNER	1:28.172	13	GREEN	44.371	13	13	GREEN	2:12.191	2:12.231	0.040
14	181	FRANKLIN	1:28.835	181	FRANKLIN	44.433	14	181	FRANKLIN	2:13.268	2:13.581	0.313
15	94	SAINT	1:28.960	94	SAINT	44.667	15	94	SAINT	2:13.627	2:13.627	0.000
16	624	FEDRICK (R)	1:29.493	624	FEDRICK (R)	45.182	16	624	FEDRICK (R)	2:14.675	2:15.104	0.429
17	373	PRICE (R)	1:30.712	22	MAY	45.648	17	22	MAY	2:16.528	2:16.988	0.460
18	22	MAY	1:30.880	373	PRICE (R)	45.900	18	373	PRICE (R)	2:16.612	2:16.612	0.000
19	37	WOODS	1:32.458	41	TINKER	46.184	19	37	WOODS	2:18.942	2:19.318	0.376
20	53	BANWELL (R)	1:33.135	81	MAY	46.247	20	81	MAY	2:19.384	2:19.457	0.073
21	81	MAY	1:33.137	31	TINKER	46.449	21	53	BANWELL (R)	2:19.584	2:19.584	0.000
22	31	TINKER	1:33.302	53	BANWELL (R)	46.449	22	31	TINKER	2:19.751	2:19.751	0.000
23	33	PARAPANOS (R)	1:33.311	37	WOODS	46.484	23	41	TINKER	2:19.786	2:20.037	0.251
24	481	KEULDER	1:33.559	33	PARAPANOS (R)	46.933	24	33	PARAPANOS (R)	2:20.244	2:20.623	0.379
25	41	TINKER	1:33.602	481	KEULDER	47.285	25	481	KEULDER	2:20.844	2:21.038	0.194
26	77	CATT	1:34.620	77	CATT	47.699	26	77	CATT	2:22.319	2:22.319	0.000
27	119	WHITING (R)	1:37.024	101	TRIPP (R)	48.417	27	101	TRIPP (R)	2:26.623	2:26.623	0.000
28	101	TRIPP (R)	1:38.206	119	WHITING (R)	50.247	28	119	WHITING (R)	2:27.271	2:28.674	1.403
29	196	PETERSON (R)	1:42.676	196	PETERSON (R)	51.123	29	196	PETERSON (R)	2:33.799		

Weather / Track : Bright / Dry

Results can be found at www.tsl-timing.com

Snetterton 300

Circuit Length = 2.9689 miles

Start: 16:31 Flag 16:46 End: 16:48

Printed - 16:49 Sunday, 09 June 2019

BMCRC-MRO Championships 2019



DFDS YAMAHA PAST MASTERS

Snetterton 300 Circuit

8th / 9th June 2019



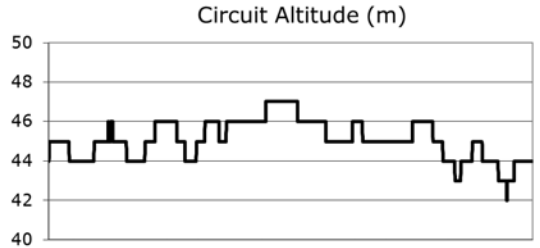
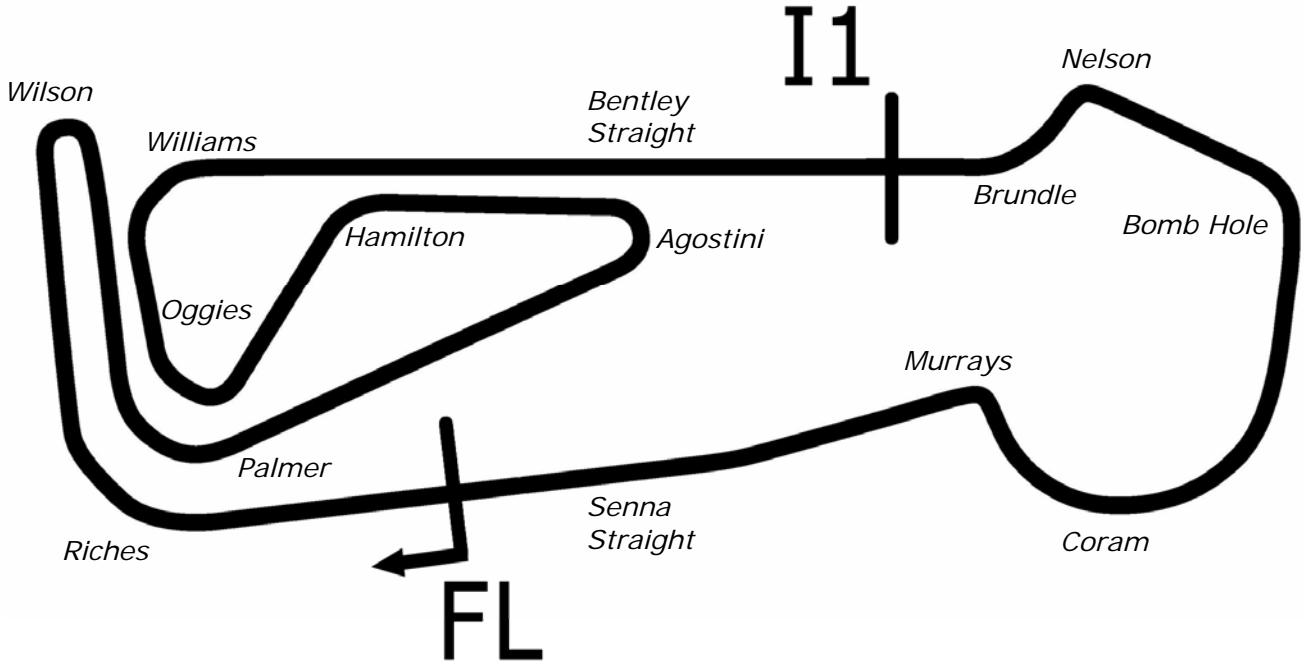
Results Provided by Timing Solutions Ltd
www.tsl-timing.com

Snetterton 300



SPORTS TIMING

TIMING SOLUTIONS LTD



Length	2.9689 miles	4778.0 m	
FL		52.46340 N	0.94476 E
I1	3198m	52.46617 N	0.94964 E
Pit Entry	4572m	52.46364 N	0.94774 E
Pit Exit	40m after FL	52.46338 N	0.94420 E
Pit Entry-Pit Exit 246m, 14.7s @60kph, 11.0s @80kph			

All results available at www.tsl-timing.com

BMCRC - MRO Championships 2019 - Rnd 5 @ Snetterton

DFDS Yamaha Past Masters

QUALIFYING - CLASSIFICATION

POS	NO	CL	PIC NAME	ENTRY	TIME	ON	LAPS	GAP	DIFF	MPH
1	13		1 Doug EDMONDSON	Yamaha - Stan Stephens Tuning	2:39.033	4	4			67.20
2	19		2 Peter BRANTON	Yamaha -	2:40.543	5	5	1.510	1.510	66.57
3	24		3 Scott CARSON	Yamaha - Brian Gray Powerbiking, All England Diamond C	2:40.898	4	5	1.865	0.355	66.42
4	57	C	1 Geoff MOOK	Yamaha -	2:43.319	4	5	4.286	2.421	65.44
5	95	C	2 Simon CLARK	Yamaha - Towan Motors	2:44.252	5	5	5.219	0.933	65.07
6	7		4 Peter MOORE	Yamaha - Station Garage, Isle of Man	2:44.950	2	2	5.917	0.698	64.79
7	125		5 Ben MILES	Yamaha - Allspeed	2:48.514	2	3	9.481	3.564	63.42
8	74		6 Paul WHITBY	Yamaha - Greybridge Ltd	2:48.611	5	5	9.578	0.097	63.38
9	60	C	3 Daniel GOUGH	Yamaha - G Force Motorcycles	2:48.975	4	5	9.942	0.364	63.25
10	72	C	4 Len WHALIN	Yamaha - Prestige shoe & lock, T&B locksmiths. Lashes	2:49.205	5	5	10.172	0.230	63.16
11	101		7 Andrew DAVIES	Yamaha - GIBSON EXHAUSTS	2:49.922	4	4	10.889	0.717	62.89
12	83	C	5 Paul GODBOLD	Yamaha - Hill farm tree services	2:51.066	1	1	12.033	1.144	62.47
13	5		8 Max HOUSE	Yamaha -	2:52.963	3	3	13.930	1.897	61.79
14	77	C	6 Neil GRANT	Yamaha - Merlin Pipes	2:53.938	3	5	14.905	0.975	61.44
15	27	R	1 Richard HAYWARD	Yamaha - Gforce Motorcycles	2:58.315	5	5	19.282	4.377	59.93
16	121		9 Ben HUNTER	Yamaha -	2:59.918	2	2	20.885	1.603	59.40
17	55		10 Paul TOLAND	Yamaha -	3:03.166	2	2	24.133	3.248	58.35
18	59		11 Neil HESMAN	Yamaha - Farkham Hall	3:22.034	3	4	43.001	18.868	52.90
19	100	R	2 David GOUGH	Yamaha - www.ypmrc.co.uk	3:24.970	4	4	45.937	2.936	52.14
20	32	R	3 Lorraine ANSON	Yamaha - Wallis & Whalin Racing	3:25.836	3	3	46.803	0.866	51.92
21	78	C	7 Gary BUTTON	Yamaha -	3:30.646	1	2	51.613	4.810	50.73
22	69	C	8 Mark ELLERAY	Yamaha - Abbot Solutions Ltd	3:34.000	2	2	54.967	3.354	49.94
23	99	C	9 Paul FIRTH	Yamaha -	3:41.047	1	1	1:02.014	7.047	48.35
24	67	C	10 Mark BAILEY	Yamaha - Gforce motorcycles	3:43.885	2	4	1:04.852	2.838	47.73
25	70		12 Andrew BURSCOUGH	Yamaha - Apollo Tuning			0			

Weather / Track : Rain / Wet

These results are provisional until the conclusion of any judicial and technical matters.

Snetterton 300

Circuit Length = 2.9689 miles

Start: 10:46 Flag 10:59 End: 11:02

Clerk Of Course :	Timekeeper :
-------------------	--------------

Results can be found at www.tsl-timing.com

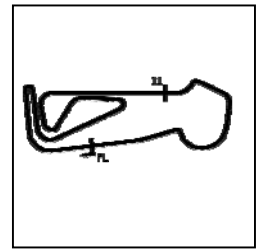
Printed - 11:03 Saturday, 08 June 2019



BMCRC - MRO Championships 2019 - Rnd 5 @ Snetterton

DFDS Yamaha Past Masters

QUALIFYING - SECTOR ANALYSIS



SECTOR 1 = FL to I1, SECTOR 2 = I1 to FL, DIFF = Difference To Personal Best Lap, P = Crossed Finish Line in Pit Lane, D = Time Disallowed

P1 13		Doug EDMONDSON		Yamaha - Stan Stephens Tuning		
IDEAL LAP TIME : 2:38.935		BEST LAP TIME : 2:39.033		DIFFERENCE : 0.098		
LAP	SECTOR 1	SECTOR 2	LAP TIME	MPH	DIFF	TIME OF DAY
1 -	1:49.630	54.383	2:44.013	65.16	4.980	10:49:32.660
2 -	1:45.906	54.494	2:40.400 (3)	66.63	1.367	10:52:13.060
3 -	1:45.106	53.945	2:39.051 (2)	67.19	0.018	10:54:52.111
4 -	1:44.990	54.043	2:39.033 (1)	67.20		10:57:31.144

P2 19		Peter BRANTON		Yamaha -		
IDEAL LAP TIME : 2:40.543		BEST LAP TIME : 2:40.543		DIFFERENCE : 0.000		
LAP	SECTOR 1	SECTOR 2	LAP TIME	MPH	DIFF	TIME OF DAY
1 -	1:52.601	55.806	2:48.407	63.46	7.864	10:49:37.014
2 -	1:47.502	54.763	2:42.265 (3)	65.86	1.722	10:52:19.279
3 -	1:49.310	54.459	2:43.769	65.26	3.226	10:55:03.048
4 -	1:47.628	53.776	2:41.404 (2)	66.21	0.861	10:57:44.452
5 -	1:47.002	53.541	2:40.543 (1)	66.57		11:00:24.995

P3 24		Scott CARSON		Yamaha - Brian Gray Powerbiking, All England Diamond Drilling		
IDEAL LAP TIME : 2:40.863		BEST LAP TIME : 2:40.898		DIFFERENCE : 0.035		
LAP	SECTOR 1	SECTOR 2	LAP TIME	MPH	DIFF	TIME OF DAY
1 -	1:52.999	55.809	2:48.808	63.31	7.910	10:49:38.325
2 -	1:47.030	54.513	2:41.543 (3)	66.16	0.645	10:52:19.868
3 -	1:48.145	54.493	2:42.638	65.71	1.740	10:55:02.506
4 -	1:46.850	54.048	2:40.898 (1)	66.42		10:57:43.404
5 -	1:46.815	54.267	2:41.082 (2)	66.35	0.184	11:00:24.486

P4 57 C		Geoff MOOK		Yamaha -		
IDEAL LAP TIME : 2:43.319		BEST LAP TIME : 2:43.319		DIFFERENCE : 0.000		
LAP	SECTOR 1	SECTOR 2	LAP TIME	MPH	DIFF	TIME OF DAY
1 -	2:07.749	1:02.551	3:10.300	56.16	26.981	10:50:05.083
2 -	1:54.133	59.002	2:53.135	61.73	9.816	10:52:58.218
3 -	1:55.054	57.548	2:52.602 (3)	61.92	9.283	10:55:50.820
4 -	1:48.453	54.866	2:43.319 (1)	65.44		10:58:34.139
5 -	1:50.090	56.190	2:46.280 (2)	64.27	2.961	11:01:20.419

P5 95 C		Simon CLARK		Yamaha - Towan Motors		
IDEAL LAP TIME : 2:44.252		BEST LAP TIME : 2:44.252		DIFFERENCE : 0.000		
LAP	SECTOR 1	SECTOR 2	LAP TIME	MPH	DIFF	TIME OF DAY
1 -	2:09.059	1:01.328	3:10.387	56.13	26.135	10:50:02.974
2 -	1:55.907	58.884	2:54.791	61.14	10.539	10:52:57.765
3 -	1:55.391	58.713	2:54.104 (3)	61.38	9.852	10:55:51.869
4 -	1:51.779	55.216	2:46.995 (2)	64.00	2.743	10:58:38.864
5 -	1:49.340	54.912	2:44.252 (1)	65.07		11:01:23.116

P6 7		Peter MOORE		Yamaha - Station Garage, Isle of Man		
IDEAL LAP TIME : 2:44.675		BEST LAP TIME : 2:44.950		DIFFERENCE : 0.275		
LAP	SECTOR 1	SECTOR 2	LAP TIME	MPH	DIFF	TIME OF DAY
1 -	1:57.986	56.516	2:54.502 (2)	61.24	9.552	10:49:45.831
2 -	1:48.159	56.791	2:44.950 (1)	64.79		10:52:30.781

P7 125		Ben MILES		Yamaha - Allspeed		
IDEAL LAP TIME : 2:48.514		BEST LAP TIME : 2:48.514		DIFFERENCE : 0.000		
LAP	SECTOR 1	SECTOR 2	LAP TIME	MPH	DIFF	TIME OF DAY
1 -	1:58.084	58.316	2:56.400 (3)	60.59	7.886	10:49:45.754
2 -	1:51.036	57.478	2:48.514 (1)	63.42		10:52:34.268
3 -	1:52.262	57.975	2:50.237 (2)	62.78	1.723	10:55:24.505

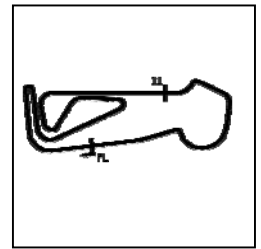
Weather / Track : Rain / Wet

Snetterton 300
Circuit Length = 2.9689 miles
Start: 10:46 Flag 10:59 End: 11:02

BMCRC - MRO Championships 2019 - Rnd 5 @ Snetterton

DFDS Yamaha Past Masters

QUALIFYING - SECTOR ANALYSIS



SECTOR 1 = FL to I1, SECTOR 2 = I1 to FL, DIFF = Difference To Personal Best Lap, P = Crossed Finish Line in Pit Lane, D = Time Disallowed

P8 74 Paul WHITBY		Yamaha - Greybridge Ltd				
IDEAL LAP TIME : 2:48.611		BEST LAP TIME : 2:48.611		DIFFERENCE : 0.000		
LAP	SECTOR 1	SECTOR 2	LAP TIME	MPH	DIFF	TIME OF DAY
1 -	2:01.303	59.612	3:00.915	59.07	12.304	10:49:53.189
2 -	1:56.314	1:02.394	2:58.708 (3)	59.80	10.097	10:52:51.897
3 -	2:00.061	59.037	2:59.098	59.67	10.487	10:55:50.995
4 -	1:55.416	57.456	2:52.872 (2)	61.82	4.261	10:58:43.867
5 -	1:52.658	55.953	2:48.611 (1)	63.38		11:01:32.478

P9 60 C Daniel GOUGH		Yamaha - G Force Motorcycles				
IDEAL LAP TIME : 2:48.975		BEST LAP TIME : 2:48.975		DIFFERENCE : 0.000		
LAP	SECTOR 1	SECTOR 2	LAP TIME	MPH	DIFF	TIME OF DAY
1 -	2:06.774	59.982	3:06.756	57.23	17.781	10:50:02.160
2 -	1:53.213	1:00.561	2:53.774 (3)	61.50	4.799	10:52:55.934
3 -	1:56.949	58.655	2:55.604	60.86	6.629	10:55:51.538
4 -	1:52.363	56.612	2:48.975 (1)	63.25		10:58:40.513
5 -	1:52.766	58.092	2:50.858 (2)	62.55	1.883	11:01:31.371

P10 72 C Len WHALIN		Yamaha - Prestige shoe & lock, T&B locksmiths. Lashes by Chl				
IDEAL LAP TIME : 2:48.811		BEST LAP TIME : 2:49.205		DIFFERENCE : 0.394		
LAP	SECTOR 1	SECTOR 2	LAP TIME	MPH	DIFF	TIME OF DAY
1 -	2:05.374	1:01.172	3:06.546	57.29	17.341	10:50:03.711
2 -	1:56.524	58.986	2:55.510	60.89	6.305	10:52:59.221
3 -	1:54.461	58.890	2:53.351 (3)	61.65	4.146	10:55:52.572
4 -	1:52.585	57.096	2:49.681 (2)	62.98	0.476	10:58:42.253
5 -	1:51.715	57.490	2:49.205 (1)	63.16		11:01:31.458

P11 101 Andrew DAVIES		Yamaha - GIBSON EXHAUSTS				
IDEAL LAP TIME : 2:49.922		BEST LAP TIME : 2:49.922		DIFFERENCE : 0.000		
LAP	SECTOR 1	SECTOR 2	LAP TIME	MPH	DIFF	TIME OF DAY
1 -	2:02.672	59.049	3:01.721	58.81	11.799	10:49:55.489
2 -	1:53.706	59.655	2:53.361 (3)	61.65	3.439	10:52:48.850
3 -	1:53.503	57.246	2:50.749 (2)	62.59	0.827	10:55:39.599
4 -	1:53.318	56.604	2:49.922 (1)	62.89		10:58:29.521

P12 83 C Paul GODBOLD		Yamaha - Hill farm tree services				
IDEAL LAP TIME : 2:43.182		BEST LAP TIME : 2:51.066		DIFFERENCE : 7.884		
LAP	SECTOR 1	SECTOR 2	LAP TIME	MPH	DIFF	TIME OF DAY
1 -	1:55.914	55.152	2:51.066 (1)	62.47		10:49:43.087

P13 5 Max HOUSE		Yamaha -				
IDEAL LAP TIME : 2:52.708		BEST LAP TIME : 2:52.963		DIFFERENCE : 0.255		
LAP	SECTOR 1	SECTOR 2	LAP TIME	MPH	DIFF	TIME OF DAY
1 -	2:02.264	1:01.193	3:03.457 (3)	58.25	10.494	10:49:57.929
2 -	1:54.625	59.368	2:53.993 (2)	61.42	1.030	10:52:51.922
3 -	1:54.880	58.083	2:52.963 (1)	61.79		10:55:44.885

P14 77 C Neil GRANT		Yamaha - Merlin Pipes				
IDEAL LAP TIME : 2:52.666		BEST LAP TIME : 2:53.938		DIFFERENCE : 1.272		
LAP	SECTOR 1	SECTOR 2	LAP TIME	MPH	DIFF	TIME OF DAY
1 -	2:13.631	1:06.374	3:20.005	53.43	26.067	10:50:19.530
2 -	2:01.620	1:01.059	3:02.679	58.50	8.741	10:53:22.209
3 -	1:54.768	59.170	2:53.938 (1)	61.44		10:56:16.147
4 -	1:53.496	1:00.589	2:54.085 (2)	61.39	0.147	10:59:10.232
5 -	1:55.175	1:00.556	2:55.731 (3)	60.82	1.793	11:02:05.963

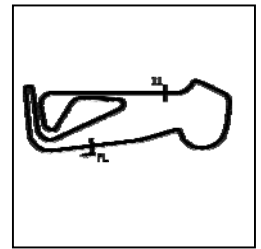
Weather / Track : Rain / Wet

Snetterton 300
Circuit Length = 2.9689 miles
Start: 10:46 Flag 10:59 End: 11:02

BMCRC - MRO Championships 2019 - Rnd 5 @ Snetterton

DFDS Yamaha Past Masters

QUALIFYING - SECTOR ANALYSIS



SECTOR 1 = FL to I1, SECTOR 2 = I1 to FL, DIFF = Difference To Personal Best Lap, P = Crossed Finish Line in Pit Lane, D = Time Disallowed

P15 27 R		Richard HAYWARD		Yamaha - Gforce Motorcycles			
IDEAL LAP TIME : 2:58.315		BEST LAP TIME : 2:58.315		DIFFERENCE : 0.000			
LAP	SECTOR 1	SECTOR 2	LAP TIME	MPH	DIFF	TIME OF DAY	
1 -	2:09.118	1:03.448	3:12.566	55.50	14.251	10:50:11.758	
2 -	1:59.986	1:02.485	3:02.471 (2)	58.57	4.156	10:53:14.229	
3 -	2:00.684	1:02.902	3:03.586	58.21	5.271	10:56:17.815	
4 -	2:00.284	1:02.285	3:02.569 (3)	58.54	4.254	10:59:20.384	
5 -	1:57.077	1:01.238	2:58.315 (1)	59.93		11:02:18.699	

P16 121		Ben HUNTER		Yamaha -			
IDEAL LAP TIME : 2:58.875		BEST LAP TIME : 2:59.918		DIFFERENCE : 1.043			
LAP	SECTOR 1	SECTOR 2	LAP TIME	MPH	DIFF	TIME OF DAY	
1 -	1:59.576	1:00.651	3:00.227 (2)	59.30	0.309	10:49:50.331	
2 -	1:58.224	1:01.694	2:59.918 (1)	59.40		10:52:50.249	

P17 55		Paul TOLAND		Yamaha -			
IDEAL LAP TIME : 2:58.691		BEST LAP TIME : 3:03.166		DIFFERENCE : 4.475			
LAP	SECTOR 1	SECTOR 2	LAP TIME	MPH	DIFF	TIME OF DAY	
1 -	2:03.827	1:00.267	3:04.094 (2)	58.05	0.928	10:49:56.527	
2 -	1:58.424	1:04.742	3:03.166 (1)	58.35		10:52:59.693	

P18 59		Neil HESMAN		Yamaha - Farkham Hall			
IDEAL LAP TIME : 3:20.295		BEST LAP TIME : 3:22.034		DIFFERENCE : 1.739			
LAP	SECTOR 1	SECTOR 2	LAP TIME	MPH	DIFF	TIME OF DAY	
1 -	2:16.877	1:09.116	3:25.993	51.88	3.959	10:50:17.799	
2 -	2:12.507	1:11.354	3:23.861 (2)	52.42	1.827	10:53:41.660	
3 -	2:12.017	1:10.017	3:22.034 (1)	52.90		10:57:03.694	
4 -	2:15.853	1:08.278	3:24.131 (3)	52.35	2.097	11:00:27.825	

P19 100 R		David GOUGH		Yamaha - www.ypmrc.co.uk			
IDEAL LAP TIME : 3:21.782		BEST LAP TIME : 3:24.970		DIFFERENCE : 3.188			
LAP	SECTOR 1	SECTOR 2	LAP TIME	MPH	DIFF	TIME OF DAY	
1 -	2:13.132	1:13.071	3:26.203 (2)	51.83	1.233	10:50:24.751	
2 -	2:18.890	1:11.633	3:30.523 (3)	50.76	5.553	10:53:55.274	
3 -	2:20.087	1:11.551	3:31.638	50.50	6.668	10:57:26.912	
4 -	2:16.320	1:08.650	3:24.970 (1)	52.14		11:00:51.882	

P20 32 R		Lorraine ANSON		Yamaha - Wallis & Whalin Racing			
IDEAL LAP TIME : 3:25.473		BEST LAP TIME : 3:25.836		DIFFERENCE : 0.363			
LAP	SECTOR 1	SECTOR 2	LAP TIME	MPH	DIFF	TIME OF DAY	
1 -	2:20.770	1:15.433	3:36.203 (3)	49.43	10.367	10:50:31.738	
2 -	2:18.722	1:10.899	3:29.621 (2)	50.98	3.785	10:54:01.359	
3 -	2:14.574	1:11.262	3:25.836 (1)	51.92		10:57:27.195	

P21 78 C		Gary BUTTON		Yamaha -			
IDEAL LAP TIME : 3:30.646		BEST LAP TIME : 3:30.646		DIFFERENCE : 0.000			
LAP	SECTOR 1	SECTOR 2	LAP TIME	MPH	DIFF	TIME OF DAY	
1 -	2:17.389	1:13.257	3:30.646 (1)	50.73		10:50:37.300	
2 -	2:19.255	1:16.101	3:35.356 (2)	49.62	4.710	10:54:12.656	

P22 69 C		Mark ELLERAY		Yamaha - Abbot Solutions Ltd			
IDEAL LAP TIME : 3:31.219		BEST LAP TIME : 3:34.000		DIFFERENCE : 2.781			
LAP	SECTOR 1	SECTOR 2	LAP TIME	MPH	DIFF	TIME OF DAY	
1 -	2:21.679	1:14.536	3:36.215 (2)	49.43	2.215	10:50:39.722	
2 -	2:18.197	1:15.803	3:34.000 (1)	49.94		10:54:13.722	

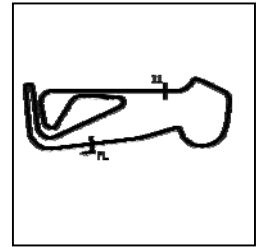
Weather / Track : Rain / Wet

Snetterton 300
Circuit Length = 2.9689 miles
Start: 10:46 Flag 10:59 End: 11:02

BMCRC - MRO Championships 2019 - Rnd 5 @ Snetterton

DFDS Yamaha Past Masters

QUALIFYING - SECTOR ANALYSIS



SECTOR 1 = FL to I1, SECTOR 2 = I1 to FL, DIFF = Difference To Personal Best Lap, P = Crossed Finish Line in Pit Lane, D = Time Disallowed

P23	99 C	Paul FIRTH	Yamaha -			
IDEAL LAP TIME : 3:41.047		BEST LAP TIME : 3:41.047		DIFFERENCE : 0.000		
LAP	SECTOR 1	SECTOR 2	LAP TIME	MPH	DIFF	TIME OF DAY
1 -	2:17.658	1:23.389	3:41.047 (1)	48.35		10:50:39.998

P24	67 C	Mark BAILEY	Yamaha - Gforce motorcycles			
IDEAL LAP TIME : 3:42.330		BEST LAP TIME : 3:43.885		DIFFERENCE : 1.555		
LAP	SECTOR 1	SECTOR 2	LAP TIME	MPH	DIFF	TIME OF DAY
1 -	2:29.028	1:17.015	3:46.043 (3)	47.28	2.158	10:50:46.487
2 -	2:28.620	1:15.265	3:43.885 (1)	47.73		10:54:30.372
3 -	2:27.065	1:17.962	3:45.027 (2)	47.49	1.142	10:58:15.399
4 -	2:28.873	1:18.773	3:47.646	46.95	3.761	11:02:03.045

BMCRC - MRO Championships 2019 - Rnd 5 @ Snetterton

DFDS Yamaha Past Masters

QUALIFYING - BEST SECTORS

SECTOR 1			SECTOR 2			IDEAL / BEST COMPARISON						
POS	NO	NAME	TIME	NO	NAME	TIME	POS	NO	NAME	IDEAL	BEST	DIFF
									PERFECT LAP	2:38.531		
1	13	EDMONDSON	1:44.990	19	BRANTON	53.541	1	13	EDMONDSON	2:38.935	2:39.033	0.098
2	24	CARSON	1:46.815	13	EDMONDSON	53.945	2	19	BRANTON	2:40.543	2:40.543	0.000
3	19	BRANTON	1:47.002	24	CARSON	54.048	3	24	CARSON	2:40.863	2:40.898	0.035
4	83	GODBOLD	1:48.030	57	MOOK	54.866	4	83	GODBOLD	2:43.182	2:51.066	7.884
5	7	MOORE	1:48.159	95	CLARK	54.912	5	57	MOOK	2:43.319	2:43.319	0.000
6	57	MOOK	1:48.453	83	GODBOLD	55.152	6	95	CLARK	2:44.252	2:44.252	0.000
7	95	CLARK	1:49.340	74	WHITBY	55.953	7	7	MOORE	2:44.675	2:44.950	0.275
8	125	MILES	1:51.036	7	MOORE	56.516	8	125	MILES	2:48.514	2:48.514	0.000
9	72	WHALIN	1:51.715	101	DAVIES	56.604	9	74	WHITBY	2:48.611	2:48.611	0.000
10	60	GOUGH	1:52.363	60	GOUGH	56.612	10	72	WHALIN	2:48.811	2:49.205	0.394
11	74	WHITBY	1:52.658	72	WHALIN	57.096	11	60	GOUGH	2:48.975	2:48.975	0.000
12	101	DAVIES	1:53.318	125	MILES	57.478	12	101	DAVIES	2:49.922	2:49.922	0.000
13	77	GRANT	1:53.496	5	HOUSE	58.083	13	77	GRANT	2:52.666	2:53.938	1.272
14	5	HOUSE	1:54.625	77	GRANT	59.170	14	5	HOUSE	2:52.708	2:52.963	0.255
15	27	HAYWARD	1:57.077	55	TOLAND	1:00.267	15	27	HAYWARD	2:58.315	2:58.315	0.000
16	121	HUNTER	1:58.224	121	HUNTER	1:00.651	16	55	TOLAND	2:58.691	3:03.166	4.475
17	55	TOLAND	1:58.424	27	HAYWARD	1:01.238	17	121	HUNTER	2:58.875	2:59.918	1.043
18	59	HESMAN	2:12.017	59	HESMAN	1:08.278	18	59	HESMAN	3:20.295	3:22.034	1.739
19	100	GOUGH	2:13.132	100	GOUGH	1:08.650	19	100	GOUGH	3:21.782	3:24.970	3.188
20	32	ANSON	2:14.574	32	ANSON	1:10.899	20	32	ANSON	3:25.473	3:25.836	0.363
21	69	ELLERAY	2:16.683	78	BUTTON	1:13.257	21	78	BUTTON	3:30.646	3:30.646	0.000
22	78	BUTTON	2:17.389	69	ELLERAY	1:14.536	22	69	ELLERAY	3:31.219	3:34.000	2.781
23	99	FIRTH	2:17.658	67	BAILEY	1:15.265	23	99	FIRTH	3:41.047	3:41.047	0.000
24	70	BURSCOUGH	2:19.589	99	FIRTH	1:23.389	24	67	BAILEY	3:42.330	3:43.885	1.555
25	67	BAILEY	2:27.065									

Weather / Track : Rain / Wet

Results can be found at www.tsl-timing.com

Snetterton 300

Circuit Length = 2.9689 miles

Start: 10:46 Flag 10:59 End: 11:02

Printed - 11:03 Saturday, 08 June 2019

BMCRC - MRO Championships 2019 - Rnd 5 @ Snetterton
DFDS Yamaha Past Masters
RACE 8 - GRID (5 Laps)

ROW 9	1		1		25	70 Andrew BURSCOUGH
ROW 8	24	3:43.885 67 Mark BAILEY	23	3:41.047 99 Paul FIRTH	22	3:34.000 69 Mark ELLERAY
ROW 7	21	3:30.646 78 Gary BUTTON	20	3:25.836 32 Lorraine ANSON	19	3:24.970 100 David GOUGH
ROW 6	18	3:22.034 59 Neil HESMAN	17	3:03.166 55 Paul TOLAND	16	2:59.918 121 Ben HUNTER
ROW 5	15	2:58.315 27 Richard HAYWARD	14	2:53.938 77 Neil GRANT	13	2:52.963 5 Max HOUSE
ROW 4	12	2:51.066 83 Paul GOBOLD	11	2:49.922 101 Andrew DAVIES	10	2:49.205 72 Len WHALIN
ROW 3	9	2:48.975 60 Daniel GOUGH	8	2:48.611 74 Paul WHITBY	7	2:48.514 125 Ben MILES
ROW 2	6	2:44.950 7 Peter MOORE	5	2:44.252 95 Simon CLARK	4	2:43.319 57 Geoff MOOK
ROW 1	3	2:40.898 24 Scott CARSON	2	2:40.543 19 Peter BRANTON	1	2:39.033 13 Doug EDMONDSON
						Pole

Snetterton 300
Circuit Length = 2.9689 miles

These results are provisional until the conclusion of any judicial and technical matters.

Clerk Of Course :		Timekeeper :
-------------------	--	--------------

Results can be found at www.tsl-timing.com

Printed - 11:05 Saturday, 08 June 2019



BMCRC - MRO Championships 2019 - Rnd 5 @ Snetterton

DFDS Yamaha Past Masters

RACE 8 - CLASSIFICATION

POS	NO	CL	PIC NAME	ENTRY	LAPS	TIME	GAP	DIFF	MPH	BEST	ON
1	24		1 Scott CARSON	Yamaha - Brian Gray Powerbiking,All England Diam	5	12:46.327			69.73	2:29.879	2
2	70		2 Andrew BURSCOUGH	Yamaha - Apollo Tuning	5	13:17.734	31.407	31.407	66.99	2:35.404	4
3	95	C	1 Simon CLARK	Yamaha - Towan Motors	5	13:18.444	32.117	0.710	66.93	2:35.289	5
4	57	C	2 Geoff MOOK	Yamaha -	5	13:19.340	33.013	0.896	66.85	2:34.706	4
5	55		3 Paul TOLAND	Yamaha -	5	13:25.653	39.326	6.313	66.33	2:36.820	4
6	125		4 Ben MILES	Yamaha - Allspeed	5	13:26.813	40.486	1.160	66.23	2:37.197	5
7	83	C	3 Paul GODBOLD	Yamaha - Hill farm tree services	5	13:29.967	43.640	3.154	65.97	2:37.601	4
8	101		5 Andrew DAVIES	Yamaha - GIBSON EXHAUSTS	5	13:35.152	48.825	5.185	65.55	2:38.765	4
9	27	R	1 Richard HAYWARD	Yamaha - Gforce Motorcycles	5	13:48.460	1:02.133	13.308	64.50	2:42.697	3
10	72	C	4 Len WHALIN	Yamaha - Prestige shoe & lock, T&B locksmiths. Le	5	13:48.582	1:02.255	0.122	64.49	2:41.314	4
11	77	C	5 Neil GRANT	Yamaha - Merlin Pipes	5	13:54.913	1:08.586	6.331	64.00	2:42.902	3
12	121		6 Ben HUNTER	Yamaha -	5	14:00.017	1:13.690	5.104	63.61	2:43.640	4
13	74		7 Paul WHITBY	Yamaha - Greybridge Ltd	5	14:05.798	1:19.471	5.781	63.18	2:46.376	2
14	32	R	2 Lorraine ANSON	Yamaha - Wallis & Whalin Racing	5	15:55.000	3:08.673	1:49.202	55.95	3:07.066	2
15	100	R	3 David GOUGH	Yamaha - www.ypmrc.co.uk	4	12:50.111	1 Lap	1 Lap	55.51	3:07.230	4
16	67	C	6 Mark BAILEY	Yamaha - Gforce motorcycles	4	13:38.372	1 Lap	48.261	52.24	3:21.030	3

NOT CLASSIFIED

DNF	60	C	Daniel GOUGH	Yamaha - G Force Motorcycles	4	11:00.070	1 Lap		64.76	2:39.208	4
DNF	5		Max HOUSE	Yamaha -	4	11:04.482	1 Lap	4.412	64.33	2:41.358	4
DNF	7		Peter MOORE	Yamaha - Station Garage, Isle of Man	2	5:14.495	3 Laps	2 Laps	67.96	2:35.443	2
DNF	99	C	Paul FIRTH	Yamaha -	2	5:55.788	3 Laps	41.293	60.08	2:53.680	2
DNF	13		Doug EDMONDSON	Yamaha - Stan Stephens Tuning	1	2:38.212	4 Laps	1 Lap	67.55		
DNF	19		Peter BRANTON	Yamaha -	1	2:38.673	4 Laps	0.461	67.35		
DNF	59		Neil HESMAN	Yamaha - Farkham Hall	0						

FASTEST LAP

24			Scott CARSON	Yamaha - Brian Gray Powerbiking,All England Diam	2	2:29.879			71.31 mph	114.76 kph
57	C		Geoff MOOK	Yamaha -	4	2:34.706			69.08 mph	111.18 kph
27	R		Richard HAYWARD	Yamaha - Gforce Motorcycles	3	2:42.697			65.69 mph	105.72 kph

Class - 92.5% of Race Speed = 64.50 mph
 Class C - 92.5% of Race Speed = 61.91 mph
 Class R - 92.5% of Race Speed = 59.66 mph

Snetterton 300
 Circuit Length = 2.9689 miles
 Start: 14:58 Flag 15:11 End: 15:14

Weather / Track : Cloudy / Wet

These results are provisional until the conclusion of any judicial and technical matters.

Clerk Of Course :	Timekeeper :
-------------------	--------------

Results can be found at www.tsl-timing.com

Printed - 15:14 Saturday, 08 June 2019



BMCRC - MRO Championships 2019 - Rnd 5 @ Snetterton

DFDS Yamaha Past Masters

RACE 8 - LAP CHART

LAP 1 @ 15:01:00.006

NO	BEHIND	LAP TIME
24		2:37.877
13	0.335	2:38.212
19	0.796	2:38.673
7	1.175	2:39.052
125	8.014	2:45.891
70	8.106	2:45.983
57	8.807	2:46.684
83	10.065	2:47.942
95	10.388	2:48.265
55	10.763	2:48.640
101	14.642	2:52.519
60	15.620	2:53.497
27	16.045	2:53.922
121	16.181	2:54.058
74	17.393	2:55.270
77	17.528	2:55.405
5	18.490	2:56.367
72	18.953	2:56.830
99	24.231	3:02.108
32	33.765	3:11.642
100	39.595	3:17.472
67	54.113	3:31.990

74	49.798	2:46.476
121	52.719	2:45.022
32	1:50.895	3:10.511
100	2:04.557	3:11.026

LAP 4 @ 15:08:32.843

NO	BEHIND	LAP TIME
24		2:32.390
67	1 Lap	3:21.030
70	31.615	2:35.404
95	32.441	2:35.758
57	33.919	2:34.706
55	35.131	2:36.820
83	38.232	2:37.601
125	38.902	2:38.827
101	45.083	2:38.765
60	49.356	2:39.208
5	53.768	2:41.358
27	54.669	2:42.773
72	55.566	2:41.314
77	55.983	2:44.557
121	1:03.969	2:43.640
74	1:06.130	2:48.722
32	2:25.632	3:07.127

LAP 2 @ 15:03:29.885

NO	BEHIND	LAP TIME
24		2:29.879
7	6.739	2:35.443
125	20.558	2:42.423
70	21.115	2:42.888
95	21.205	2:40.696
55	21.370	2:40.486
57	21.387	2:42.459
83	21.812	2:41.626
101	28.929	2:44.166
77	31.482	2:43.833
60	31.732	2:45.991
27	32.157	2:45.991
5	32.514	2:43.903
74	33.890	2:46.376
72	34.809	2:45.735
121	38.265	2:51.963
99	48.032	2:53.680
32	1:10.952	3:07.066
100	1:24.099	3:14.383
67	1:47.502	3:23.268

LAP 5 @ 15:11:08.456

NO	BEHIND	LAP TIME
24		2:35.613
100	1 Lap	3:07.230
70	31.407	2:35.405
95	32.117	2:35.289
57	33.013	2:34.707
55	39.326	2:39.808
125	40.486	2:37.197
83	43.640	2:41.021
101	48.825	2:39.355
67	1 Lap	3:22.084
27	1:02.133	2:43.077
72	1:02.255	2:42.302
77	1:08.586	2:48.216
121	1:13.690	2:45.334
74	1:19.471	2:48.954
32	3:08.673	3:18.654

LAP 3 @ 15:06:00.453

NO	BEHIND	LAP TIME
24		2:30.568
70	28.601	2:38.054
95	29.073	2:38.436
55	30.701	2:39.899
57	31.603	2:40.784
125	32.465	2:42.475
83	33.021	2:41.777
101	38.708	2:40.347
60	42.538	2:41.374
77	43.816	2:42.902
27	44.286	2:42.697
5	44.800	2:42.854
72	46.642	2:42.401

Weather / Track : Cloudy / Wet

Results can be found at www.tsl-timing.com

Snetterton 300

Circuit Length = 2.9689 miles

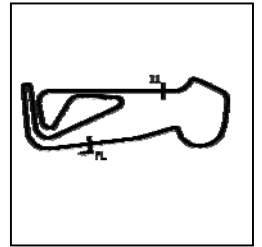
Start: 14:58 Flag 15:11 End: 15:14

Printed - 15:15 Saturday, 08 June 2019

BMCRC - MRO Championships 2019 - Rnd 5 @ Snetterton

DFDS Yamaha Past Masters

RACE 8 - SECTOR ANALYSIS



SECTOR 1 = FL to I1, SECTOR 2 = I1 to FL, DIFF = Difference To Personal Best Lap, P = Crossed Finish Line in Pit Lane, D = Time Disallowed

P1 24		Scott CARSON		Yamaha - Brian Gray Powerbiking, All England Diamond Drilling		
IDEAL LAP TIME : 2:29.826		BEST LAP TIME : 2:29.879		DIFFERENCE : 0.053		
LAP	SECTOR 1	SECTOR 2	LAP TIME	MPH	DIFF	TIME OF DAY
1 -		51.167	2:37.877	67.69	7.998	15:01:00.006
2 -	1:39.631	50.248	2:29.879 (1)	71.31		15:03:29.885
3 -	1:39.578	50.990	2:30.568 (2)	70.98	0.689	15:06:00.453
4 -	1:40.075	52.315	2:32.390 (3)	70.13	2.511	15:08:32.843
5 -	1:42.931	52.682	2:35.613	68.68	5.734	15:11:08.456

P2 70		Andrew BURSCOUGH		Yamaha - Apollo Tuning		
IDEAL LAP TIME : 2:34.326		BEST LAP TIME : 2:35.404		DIFFERENCE : 1.078		
LAP	SECTOR 1	SECTOR 2	LAP TIME	MPH	DIFF	TIME OF DAY
1 -		52.452	2:45.983	64.39	10.579	15:01:08.112
2 -	1:42.383	1:00.505	2:42.888	65.61	7.484	15:03:51.000
3 -	1:43.222	54.832	2:38.054 (3)	67.62	2.650	15:06:29.054
4 -	1:43.025	52.379	2:35.404 (1)	68.77		15:09:04.458
5 -	1:43.462	51.943	2:35.405 (2)	68.77	0.001	15:11:39.863

P3 95 C		Simon CLARK		Yamaha - Towan Motors		
IDEAL LAP TIME : 2:35.289		BEST LAP TIME : 2:35.289		DIFFERENCE : 0.000		
LAP	SECTOR 1	SECTOR 2	LAP TIME	MPH	DIFF	TIME OF DAY
1 -		53.402	2:48.265	63.51	12.976	15:01:10.394
2 -	1:45.805	54.891	2:40.696	66.51	5.407	15:03:51.090
3 -	1:44.435	54.001	2:38.436 (3)	67.45	3.147	15:06:29.526
4 -	1:43.244	52.514	2:35.758 (2)	68.61	0.469	15:09:05.284
5 -	1:42.972	52.317	2:35.289 (1)	68.82		15:11:40.573

P4 57 C		Geoff MOOK		Yamaha -		
IDEAL LAP TIME : 2:33.653		BEST LAP TIME : 2:34.706		DIFFERENCE : 1.053		
LAP	SECTOR 1	SECTOR 2	LAP TIME	MPH	DIFF	TIME OF DAY
1 -		53.731	2:46.684	64.12	11.978	15:01:08.813
2 -	1:46.744	55.715	2:42.459	65.78	7.753	15:03:51.272
3 -	1:46.132	54.652	2:40.784 (3)	66.47	6.078	15:06:32.056
4 -	1:43.266	51.440	2:34.706 (1)	69.08		15:09:06.762
5 -	1:42.213	52.494	2:34.707 (2)	69.08	0.001	15:11:41.469

P5 55		Paul TOLAND		Yamaha -		
IDEAL LAP TIME : 2:36.820		BEST LAP TIME : 2:36.820		DIFFERENCE : 0.000		
LAP	SECTOR 1	SECTOR 2	LAP TIME	MPH	DIFF	TIME OF DAY
1 -		53.208	2:48.640	63.37	11.820	15:01:10.769
2 -	1:45.113	55.373	2:40.486	66.59	3.666	15:03:51.255
3 -	1:46.040	53.859	2:39.899 (3)	66.84	3.079	15:06:31.154
4 -	1:44.094	52.726	2:36.820 (1)	68.15		15:09:07.974
5 -	1:44.549	55.259	2:39.808 (2)	66.88	2.988	15:11:47.782

P6 125		Ben MILES		Yamaha - Allspeed		
IDEAL LAP TIME : 2:37.197		BEST LAP TIME : 2:37.197		DIFFERENCE : 0.000		
LAP	SECTOR 1	SECTOR 2	LAP TIME	MPH	DIFF	TIME OF DAY
1 -		53.718	2:45.891	64.42	8.694	15:01:08.020
2 -	1:47.236	55.187	2:42.423 (3)	65.80	5.226	15:03:50.443
3 -	1:47.463	55.012	2:42.475	65.78	5.278	15:06:32.918
4 -	1:45.179	53.648	2:38.827 (2)	67.29	1.630	15:09:11.745
5 -	1:44.302	52.895	2:37.197 (1)	67.99		15:11:48.942

P7 83 C		Paul GODBOLD		Yamaha - Hill farm tree services		
IDEAL LAP TIME : 2:37.601		BEST LAP TIME : 2:37.601		DIFFERENCE : 0.000		
LAP	SECTOR 1	SECTOR 2	LAP TIME	MPH	DIFF	TIME OF DAY

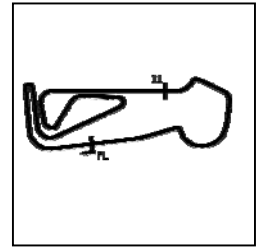
Weather / Track : Cloudy / Wet

Snetterton 300
Circuit Length = 2.9689 miles
Start: 14:58 Flag 15:11 End: 15:14

BMCRC - MRO Championships 2019 - Rnd 5 @ Snetterton

DFDS Yamaha Past Masters

RACE 8 - SECTOR ANALYSIS



SECTOR 1 = FL to I1, SECTOR 2 = I1 to FL, DIFF = Difference To Personal Best Lap, P = Crossed Finish Line in Pit Lane, D = Time Disallowed

1 -		53.727	2:47.942	63.64	10.341	15:01:10.071
2 -	1:46.683	54.943	2:41.626 (3)	66.12	4.025	15:03:51.697
3 -	1:46.615	55.162	2:41.777	66.06	4.176	15:06:33.474
4 -	1:44.285	53.316	2:37.601 (1)	67.81		15:09:11.075
5 -	1:45.577	55.444	2:41.021 (2)	66.37	3.420	15:11:52.096

P8 101	Andrew DAVIES	Yamaha - GIBSON EXHAUSTS				
IDEAL LAP TIME : 2:38.765	BEST LAP TIME : 2:38.765	DIFFERENCE : 0.000				
LAP	SECTOR 1	SECTOR 2	LAP TIME	MPH	DIFF	TIME OF DAY

1 -		55.288	2:52.519	61.95	13.754	15:01:14.648
2 -	1:48.834	55.332	2:44.166	65.10	5.401	15:03:58.814
3 -	1:45.518	54.829	2:40.347 (3)	66.65	1.582	15:06:39.161
4 -	1:44.890	53.875	2:38.765 (1)	67.32		15:09:17.926
5 -	1:45.187	54.168	2:39.355 (2)	67.07	0.590	15:11:57.281

P9 27 R	Richard HAYWARD	Yamaha - Gforce Motorcycles				
IDEAL LAP TIME : 2:41.653	BEST LAP TIME : 2:42.697	DIFFERENCE : 1.044				
LAP	SECTOR 1	SECTOR 2	LAP TIME	MPH	DIFF	TIME OF DAY

1 -		56.503	2:53.922	61.45	11.225	15:01:16.051
2 -	1:49.404	56.587	2:45.991	64.38	3.294	15:04:02.042
3 -	1:46.416	56.281	2:42.697 (1)	65.69		15:06:44.739
4 -	1:47.013	55.760	2:42.773 (2)	65.66	0.076	15:09:27.512
5 -	1:45.893	57.184	2:43.077 (3)	65.54	0.380	15:12:10.589

P10 72 C	Len WHALIN	Yamaha - Prestige shoe & lock, T&B locksmiths. Lashes by Chl				
IDEAL LAP TIME : 2:40.802	BEST LAP TIME : 2:41.314	DIFFERENCE : 0.512				
LAP	SECTOR 1	SECTOR 2	LAP TIME	MPH	DIFF	TIME OF DAY

1 -		56.527	2:56.830	60.44	15.516	15:01:18.959
2 -	1:49.945	55.790	2:45.735	64.48	4.421	15:04:04.694
3 -	1:47.802	54.599	2:42.401 (3)	65.81	1.087	15:06:47.095
4 -	1:46.299	55.015	2:41.314 (1)	66.25		15:09:28.409
5 -	1:46.203	56.099	2:42.302 (2)	65.85	0.988	15:12:10.711

P11 77 C	Neil GRANT	Yamaha - Merlin Pipes				
IDEAL LAP TIME : 2:42.902	BEST LAP TIME : 2:42.902	DIFFERENCE : 0.000				
LAP	SECTOR 1	SECTOR 2	LAP TIME	MPH	DIFF	TIME OF DAY

1 -		56.228	2:55.405	60.93	12.503	15:01:17.534
2 -	1:47.555	56.278	2:43.833 (2)	65.23	0.931	15:04:01.367
3 -	1:46.818	56.084	2:42.902 (1)	65.61		15:06:44.269
4 -	1:48.393	56.164	2:44.557 (3)	64.95	1.655	15:09:28.826
5 -	1:50.493	57.723	2:48.216	63.53	5.314	15:12:17.042

P12 121	Ben HUNTER	Yamaha -				
IDEAL LAP TIME : 2:42.898	BEST LAP TIME : 2:43.640	DIFFERENCE : 0.742				
LAP	SECTOR 1	SECTOR 2	LAP TIME	MPH	DIFF	TIME OF DAY

1 -		56.145	2:54.058	61.40	10.418	15:01:16.187
2 -	1:47.253	1:04.710	2:51.963	62.15	8.323	15:04:08.150
3 -	1:48.929	56.093	2:45.022 (2)	64.76	1.382	15:06:53.172
4 -	1:47.995	55.645	2:43.640 (1)	65.31		15:09:36.812
5 -	1:48.544	56.790	2:45.334 (3)	64.64	1.694	15:12:22.146

P13 74	Paul WHITBY	Yamaha - Greybridge Ltd				
IDEAL LAP TIME : 2:45.926	BEST LAP TIME : 2:46.376	DIFFERENCE : 0.450				
LAP	SECTOR 1	SECTOR 2	LAP TIME	MPH	DIFF	TIME OF DAY

1 -		56.577	2:55.270	60.98	8.894	15:01:17.399
2 -	1:50.579	55.797	2:46.376 (1)	64.24		15:04:03.775
3 -	1:50.129	56.347	2:46.476 (2)	64.20	0.100	15:06:50.251
4 -	1:51.889	56.833	2:48.722 (3)	63.34	2.346	15:09:38.973

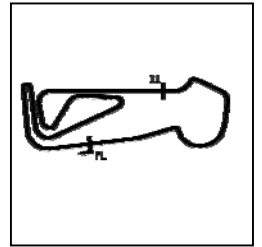
Weather / Track : Cloudy / Wet

Snetterton 300
Circuit Length = 2.9689 miles
Start: 14:58 Flag 15:11 End: 15:14

BMCRC - MRO Championships 2019 - Rnd 5 @ Snetterton

DFDS Yamaha Past Masters

RACE 8 - SECTOR ANALYSIS



SECTOR 1 = FL to I1, SECTOR 2 = I1 to FL, DIFF = Difference To Personal Best Lap, P = Crossed Finish Line in Pit Lane, D = Time Disallowed

5 - 1:51.389 57.565 2:48.954 63.26 2.578 15:12:27.927

P14	32 R	Lorraine ANSON	Yamaha - Wallis & Whalin Racing			
IDEAL LAP TIME : 3:03.589		BEST LAP TIME : 3:07.066		DIFFERENCE : 3.477		

LAP	SECTOR 1	SECTOR 2	LAP TIME	MPH	DIFF	TIME OF DAY
1 -		1:01.801	3:11.642	55.77	4.576	15:01:33.771
2 -	2:01.788	1:05.278	3:07.066 (1)	57.13		15:04:40.837
3 -	2:03.122	1:07.389	3:10.511 (3)	56.10	3.445	15:07:51.348
4 -	2:02.820	1:04.307	3:07.127 (2)	57.11	0.061	15:10:58.475
5 -	2:12.408	1:06.246	3:18.654	53.80	11.588	15:14:17.129

P15	100 R	David GOUGH	Yamaha - www.ypmrc.co.uk			
IDEAL LAP TIME : 3:07.230		BEST LAP TIME : 3:07.230		DIFFERENCE : 0.000		

LAP	SECTOR 1	SECTOR 2	LAP TIME	MPH	DIFF	TIME OF DAY
1 -		1:04.090	3:17.472	54.12	10.242	15:01:39.601
2 -	2:07.393	1:06.990	3:14.383 (3)	54.98	7.153	15:04:53.984
3 -	2:05.376	1:05.650	3:11.026 (2)	55.95	3.796	15:08:05.010
4 -	2:03.660	1:03.570	3:07.230 (1)	57.08		15:11:12.240

P16	67 C	Mark BAILEY	Yamaha - Gforce motorcycles			
IDEAL LAP TIME : 3:21.030		BEST LAP TIME : 3:21.030		DIFFERENCE : 0.000		

LAP	SECTOR 1	SECTOR 2	LAP TIME	MPH	DIFF	TIME OF DAY
1 -		1:09.983	3:31.990	50.41	10.960	15:01:54.119
2 -	2:13.223	1:10.045	3:23.268 (3)	52.58	2.238	15:05:17.387
3 -	2:11.882	1:09.148	3:21.030 (1)	53.16		15:08:38.417
4 -	2:12.653	1:09.431	3:22.084 (2)	52.88	1.054	15:12:00.501

P17	60 C	Daniel GOUGH	Yamaha - G Force Motorcycles			
IDEAL LAP TIME : 2:39.208		BEST LAP TIME : 2:39.208		DIFFERENCE : 0.000		

LAP	SECTOR 1	SECTOR 2	LAP TIME	MPH	DIFF	TIME OF DAY
1 -		56.061	2:53.497	61.60	14.289	15:01:15.626
2 -	1:49.538	56.453	2:45.991 (3)	64.38	6.783	15:04:01.617
3 -	1:46.094	55.280	2:41.374 (2)	66.23	2.166	15:06:42.991
4 -	1:45.641	53.567	2:39.208 (1)	67.13		15:09:22.199

P18	5	Max HOUSE	Yamaha -			
IDEAL LAP TIME : 2:40.559		BEST LAP TIME : 2:41.358		DIFFERENCE : 0.799		

LAP	SECTOR 1	SECTOR 2	LAP TIME	MPH	DIFF	TIME OF DAY
1 -		56.561	2:56.367	60.60	15.009	15:01:18.496
2 -	1:47.642	56.261	2:43.903 (3)	65.20	2.545	15:04:02.399
3 -	1:47.179	55.675	2:42.854 (2)	65.62	1.496	15:06:45.253
4 -	1:46.928	54.430	2:41.358 (1)	66.23		15:09:26.611

P19	7	Peter MOORE	Yamaha - Station Garage, Isle of Man			
IDEAL LAP TIME : 2:33.255		BEST LAP TIME : 2:35.443		DIFFERENCE : 2.188		

LAP	SECTOR 1	SECTOR 2	LAP TIME	MPH	DIFF	TIME OF DAY
1 -		51.136	2:39.052	67.19	3.609	15:01:01.181
2 -	1:42.119	53.324	2:35.443 (1)	68.75		15:03:36.624

P20	99 C	Paul FIRTH	Yamaha -			
IDEAL LAP TIME : 2:51.950		BEST LAP TIME : 2:53.680		DIFFERENCE : 1.730		

LAP	SECTOR 1	SECTOR 2	LAP TIME	MPH	DIFF	TIME OF DAY
1 -		58.770	3:02.108	58.69	8.428	15:01:24.237
2 -	1:53.180	1:00.500	2:53.680 (1)	61.53		15:04:17.917

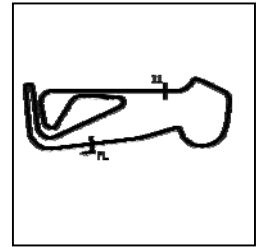
Weather / Track : Cloudy / Wet

Snetterton 300
Circuit Length = 2.9689 miles
Start: 14:58 Flag 15:11 End: 15:14

BMCRC - MRO Championships 2019 - Rnd 5 @ Snetterton

DFDS Yamaha Past Masters

RACE 8 - SECTOR ANALYSIS



SECTOR 1 = FL to I1, SECTOR 2 = I1 to FL, DIFF = Difference To Personal Best Lap, P = Crossed Finish Line in Pit Lane, D = Time Disallowed

P21 13		Doug EDMONDSON		Yamaha - Stan Stephens Tuning		
IDEAL LAP TIME : 2:32.974		BEST LAP TIME :		DIFFERENCE :		
LAP	SECTOR 1	SECTOR 2	LAP TIME	MPH	DIFF	TIME OF DAY
1 -		51.550	2:38.212	67.55		15:01:00.341

P22 19		Peter BRANTON		Yamaha -		
IDEAL LAP TIME : 2:33.000		BEST LAP TIME :		DIFFERENCE :		
LAP	SECTOR 1	SECTOR 2	LAP TIME	MPH	DIFF	TIME OF DAY
1 -		51.412	2:38.673	67.35		15:01:00.802

BMCRC - MRO Championships 2019 - Rnd 5 @ Snetterton

DFDS Yamaha Past Masters

RACE 8 - BEST SECTORS

SECTOR 1			SECTOR 2			IDEAL / BEST COMPARISON						
POS	NO	NAME	TIME	NO	NAME	TIME	POS	NO	NAME	IDEAL	BEST	DIFF
									PERFECT LAP	2:29.826		
1	24	CARSON	1:39.578	24	CARSON	50.248	1	24	CARSON	2:29.826	2:29.879	0.053
2	13	EDMONDSON	1:41.424	7	MOORE	51.136	2	13	EDMONDSON	2:32.974		
3	19	BRANTON	1:41.588	19	BRANTON	51.412	3	19	BRANTON	2:33.000		
4	7	MOORE	1:42.119	57	MOOK	51.440	4	7	MOORE	2:33.255	2:35.443	2.188
5	57	MOOK	1:42.213	13	EDMONDSON	51.550	5	57	MOOK	2:33.653	2:34.706	1.053
6	70	BURSCOUGH	1:42.383	70	BURSCOUGH	51.943	6	70	BURSCOUGH	2:34.326	2:35.404	1.078
7	95	CLARK	1:42.972	95	CLARK	52.317	7	95	CLARK	2:35.289	2:35.289	0.000
8	55	TOLAND	1:44.094	55	TOLAND	52.726	8	55	TOLAND	2:36.820	2:36.820	0.000
9	83	GODBOLD	1:44.285	125	MILES	52.895	9	125	MILES	2:37.197	2:37.197	0.000
10	125	MILES	1:44.302	83	GODBOLD	53.316	10	83	GODBOLD	2:37.601	2:37.601	0.000
11	101	DAVIES	1:44.890	60	GOUGH	53.567	11	101	DAVIES	2:38.765	2:38.765	0.000
12	60	GOUGH	1:45.641	101	DAVIES	53.875	12	60	GOUGH	2:39.208	2:39.208	0.000
13	27	HAYWARD	1:45.893	5	HOUSE	54.430	13	5	HOUSE	2:40.559	2:41.358	0.799
14	5	HOUSE	1:46.129	72	WHALIN	54.599	14	72	WHALIN	2:40.802	2:41.314	0.512
15	72	WHALIN	1:46.203	121	HUNTER	55.645	15	27	HAYWARD	2:41.653	2:42.697	1.044
16	77	GRANT	1:46.818	27	HAYWARD	55.760	16	121	HUNTER	2:42.898	2:43.640	0.742
17	121	HUNTER	1:47.253	74	WHITBY	55.797	17	77	GRANT	2:42.902	2:42.902	0.000
18	74	WHITBY	1:50.129	77	GRANT	56.084	18	74	WHITBY	2:45.926	2:46.376	0.450
19	99	FIRTH	1:53.180	99	FIRTH	58.770	19	99	FIRTH	2:51.950	2:53.680	1.730
20	32	ANSON	2:01.788	32	ANSON	1:01.801	20	32	ANSON	3:03.589	3:07.066	3.477
21	100	GOUGH	2:03.660	100	GOUGH	1:03.570	21	100	GOUGH	3:07.230	3:07.230	0.000
22	67	BAILEY	2:11.882	67	BAILEY	1:09.148	22	67	BAILEY	3:21.030	3:21.030	0.000
23												

Weather / Track : Cloudy / Wet

Results can be found at www.tsl-timing.com

Snetterton 300

Circuit Length = 2.9689 miles

Start: 14:58 Flag 15:11 End: 15:14

Printed - 15:15 Saturday, 08 June 2019

BMCRC - MRO Championships 2019 - Rnd 5 @ Snetterton
DFDS Yamaha Past Masters
RACE 16 - GRID (5 Laps)

ROW 9	1		1		25	69 Mark ELLERAY
ROW 8	24	78 Gary BUTTON	23	59 Neil HESMAN	22	19 Peter BRANTON
ROW 7	21	13 Doug EDMONDSON	20	67 Mark BAILEY	19	100 David GOUGH
ROW 6	18	32 Lorraine ANSON	17	99 Paul FIRTH	16	74 Paul WHITBY
ROW 5	15	121 Ben HUNTER	14	77 Neil GRANT	13	27 Richard HAYWARD
ROW 4	12	5 Max HOUSE	11	72 Len WHALIN	10	60 Daniel GOUGH
ROW 3	9	101 Andrew DAVIES	8	83 Paul GODBOLD	7	125 Ben MILES
ROW 2	6	55 Paul TOLAND	5	7 Peter MOORE	4	70 Andrew BURSCOUGH
ROW 1	3	95 Simon CLARK	2	57 Geoff MOOK	1	24 Scott CARSON
						Pole

Snetterton 300
Circuit Length = 2.9689 miles

These results are provisional until the conclusion of any judicial and technical matters.

Clerk Of Course :		Timekeeper :
-------------------	--	--------------

Results can be found at www.tsl-timing.com

Printed - 15:17 Saturday, 08 June 2019



BMCRC - MRO Championships 2019 - Rnd 5 @ Snetterton
DFDS Yamaha Past Masters
RACE 16 - CLASSIFICATION

POS	NO	CL	PIC NAME	ENTRY	LAPS	TIME	GAP	DIFF	MPH	BEST	ON
1	19		1 Peter BRANTON	Yamaha -	5	11:10.831			79.66	2:11.835	4
2	13		2 Doug EDMONDSON	Yamaha - Stan Stephens Tuning	5	11:11.545	0.714	0.714	79.57	2:11.626	4
3	24		3 Scott CARSON	Yamaha - Brian Gray Powerbiking,All England Diam	5	11:12.613	1.782	1.068	79.45	2:12.179	5
4	101		4 Andrew DAVIES	Yamaha - GIBSON EXHAUSTS	5	11:23.383	12.552	10.770	78.19	2:13.648	5
5	125		5 Ben MILES	Yamaha - Allspeed	5	11:23.475	12.644	0.092	78.18	2:14.754	2
6	70		6 Andrew BURSCOUGH	Yamaha - Apollo Tuning	5	11:30.477	19.646	7.002	77.39	2:15.961	3
7	95	C	1 Simon CLARK	Yamaha - Towan Motors	5	11:31.561	20.730	1.084	77.27	2:15.340	5
8	7		7 Peter MOORE	Yamaha - Station Garage, Isle of Man	5	11:33.019	22.188	1.458	77.11	2:16.200	4
9	74		8 Paul WHITBY	Yamaha - Greybridge Ltd	5	11:34.223	23.392	1.204	76.97	2:16.211	5
10	83	C	2 Paul GODBOLD	Yamaha - Hill farm tree services	5	11:35.630	24.799	1.407	76.82	2:17.187	3
11	55		9 Paul TOLAND	Yamaha -	5	11:47.824	36.993	12.194	75.49	2:19.160	3
12	57	C	3 Geoff MOOK	Yamaha -	5	11:50.728	39.897	2.904	75.19	2:20.332	5
13	121		10 Ben HUNTER	Yamaha -	5	12:05.274	54.443	14.546	73.68	2:22.677	5
14	5		11 Max HOUSE	Yamaha -	5	12:05.637	54.806	0.363	73.64	2:22.720	5
15	27	R	1 Richard HAYWARD	Yamaha - Gforce Motorcycles	5	12:14.772	1:03.941	9.135	72.73	2:24.976	2
16	72	C	4 Len WHALIN	Yamaha - Prestige shoe & lock, T&B locksmiths. Le	5	12:14.785	1:03.954	0.013	72.72	2:24.213	4
17	60	C	5 Daniel GOUGH	Yamaha - G Force Motorcycles	5	12:21.647	1:10.816	6.862	72.05	2:25.720	5
18	100	R	2 David GOUGH	Yamaha - www.ypmrc.co.uk	5	12:45.204	1:34.373	23.557	69.83	2:28.601	5
19	59		12 Neil HESMAN	Yamaha - Farkham Hall	5	12:57.751	1:46.920	12.547	68.71	2:32.143	5
20	69	C	6 Mark ELLERAY	Yamaha - Abbot Solutions Ltd	5	13:14.477	2:03.646	16.726	67.26	2:36.273	2
21	99	C	7 Paul FIRTH	Yamaha -	5	13:19.419	2:08.588	4.942	66.84	2:37.438	5
22	67	C	8 Mark BAILEY	Yamaha - Gforce motorcycles	5	13:50.310	2:39.479	30.891	64.36	2:42.749	4
23	32	R	3 Lorraine ANSON	Yamaha - Wallis & Whalin Racing	4	11:16.625	1 Lap	1 Lap	63.18	2:46.801	3

FASTEST LAP

13		Doug EDMONDSON	Yamaha - Stan Stephens Tuning	4	2:11.626	81.20 mph	130.67 kph
95	C	Simon CLARK	Yamaha - Towan Motors	5	2:15.340	78.97 mph	127.09 kph
27	R	Richard HAYWARD	Yamaha - Gforce Motorcycles	2	2:24.976	73.72 mph	118.64 kph

Class - 92.5% of Race Speed = 73.68 mph
 Class C - 92.5% of Race Speed = 71.47 mph
 Class R - 92.5% of Race Speed = 67.27 mph

Snetterton 300
 Circuit Length = 2.9689 miles
 Start: 17:51 Flag 18:02 End: 18:05

Weather / Track : Cloudy / Damp

These results are provisional until the conclusion of any judicial and technical matters.

Clerk Of Course :	Timekeeper :
-------------------	--------------

Results can be found at www.tsl-timing.com

Printed - 18:05 Saturday, 08 June 2019



BMCRC - MRO Championships 2019 - Rnd 5 @ Snetterton

DFDS Yamaha Past Masters

RACE 16 - LAP CHART

LAP 1 @ 17:53:28.250

NO	BEHIND	LAP TIME
24		2:19.223
19	1.863	2:21.086
125	1.963	2:21.186
13	3.371	2:22.594
70	3.733	2:22.956
101	4.144	2:23.367
95	4.347	2:23.570
83	5.073	2:24.296
7	6.006	2:25.229
74	6.915	2:26.138
55	8.787	2:28.010
57	8.949	2:28.172
121	11.956	2:31.179
5	13.291	2:32.514
27	14.181	2:33.404
72	14.886	2:34.109
60	16.699	2:35.922
59	21.911	2:41.134
99	25.157	2:44.380
100	25.185	2:44.408
69	26.098	2:45.321
32	33.847	2:53.070
67	35.650	2:54.873

LAP 2 @ 17:55:42.800

NO	BEHIND	LAP TIME
24		2:14.550
19	0.906	2:13.593
13	1.489	2:12.668
125	2.167	2:14.754
70	5.430	2:16.247
101	5.466	2:15.872
95	8.871	2:19.074
7	8.948	2:17.492
83	9.062	2:18.539
74	9.352	2:16.987
55	14.392	2:20.155
57	15.366	2:20.967
121	21.660	2:24.254
5	23.023	2:24.282
27	24.607	2:24.976
72	25.273	2:24.937
60	29.389	2:27.240
59	43.146	2:35.785
100	43.174	2:32.539
69	47.821	2:36.273
99	49.746	2:39.139
67	1:07.696	2:46.596
32	1:07.957	2:48.660

LAP 3 @ 17:57:56.091

NO	BEHIND	LAP TIME
19		2:12.385
13	0.845	2:12.647
24	0.982	2:14.273
125	4.418	2:15.542
101	7.652	2:15.477
70	8.100	2:15.961
95	12.828	2:17.248
83	12.958	2:17.187
7	12.978	2:17.321

74	13.718	2:17.657	67	2:39.479	2:42.886
55	20.261	2:19.160			
57	22.966	2:20.891			
121	32.090	2:23.721			
5	32.846	2:23.114			
27	36.750	2:25.434			
72	37.794	2:25.812			
60	42.171	2:26.073			
100	59.823	2:29.940			
59	1:04.682	2:34.827			
69	1:11.210	2:36.680			
99	1:15.962	2:39.507			
67	1:37.611	2:43.206			
32	1:41.467	2:46.801			

LAP 4 @ 18:00:07.926

NO	BEHIND	LAP TIME
19		2:11.835
13	0.636	2:11.626
24	1.535	2:12.388
125	8.414	2:15.831
101	10.836	2:15.019
70	12.296	2:16.031
95	17.322	2:16.329
7	17.343	2:16.200
83	18.346	2:17.223
74	19.113	2:17.230
55	28.412	2:19.986
57	31.497	2:20.366
121	43.698	2:23.443
5	44.018	2:23.007
72	50.172	2:24.213
27	50.263	2:25.348
60	57.028	2:26.692
100	1:17.704	2:29.716
59	1:26.709	2:33.862
69	1:36.759	2:37.384
99	1:43.082	2:38.955
67	2:08.525	2:42.749

LAP 5 @ 18:02:19.858

NO	BEHIND	LAP TIME
19		2:11.932
13	0.714	2:12.010
24	1.782	2:12.179
32	1 Lap	2:48.094
101	12.552	2:13.648
125	12.644	2:16.162
70	19.646	2:19.282
95	20.730	2:15.340
7	22.188	2:16.777
74	23.392	2:16.211
83	24.799	2:18.385
55	36.993	2:20.513
57	39.897	2:20.332
121	54.443	2:22.677
5	54.806	2:22.720
27	1:03.941	2:25.610
72	1:03.954	2:25.714
60	1:10.816	2:25.720
100	1:34.373	2:28.601
59	1:46.920	2:32.143
69	2:03.646	2:38.819
99	2:08.588	2:37.438

Weather / Track : Cloudy / Damp

Results can be found at www.tsl-timing.com

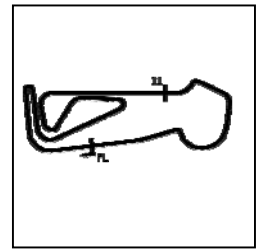
Snetterton 300
Circuit Length = 2.9689 miles
Start: 17:51 Flag 18:02 End: 18:05

Printed - 18:06 Saturday, 08 June 2019

BMCRC - MRO Championships 2019 - Rnd 5 @ Snetterton

DFDS Yamaha Past Masters

RACE 16 - SECTOR ANALYSIS



SECTOR 1 = FL to I1, SECTOR 2 = I1 to FL, DIFF = Difference To Personal Best Lap, P = Crossed Finish Line in Pit Lane, D = Time Disallowed

P1 19		Peter BRANTON		Yamaha -		
IDEAL LAP TIME : 2:11.824		BEST LAP TIME : 2:11.835		DIFFERENCE : 0.011		
LAP	SECTOR 1	SECTOR 2	LAP TIME	MPH	DIFF	TIME OF DAY
1 -		44.582	2:21.086	75.75	9.251	17:53:30.113
2 -	1:28.972	44.621	2:13.593	80.00	1.758	17:55:43.706
3 -	1:28.307	44.078	2:12.385 (3)	80.73	0.550	17:57:56.091
4 -	1:28.215	43.620	2:11.835 (1)	81.07		18:00:07.926
5 -	1:28.204	43.728	2:11.932 (2)	81.01	0.097	18:02:19.858

P2 13		Doug EDMONDSON		Yamaha - Stan Stephens Tuning		
IDEAL LAP TIME : 2:11.347		BEST LAP TIME : 2:11.626		DIFFERENCE : 0.279		
LAP	SECTOR 1	SECTOR 2	LAP TIME	MPH	DIFF	TIME OF DAY
1 -		45.137	2:22.594	74.95	10.968	17:53:31.621
2 -	1:28.485	44.183	2:12.668	80.56	1.042	17:55:44.289
3 -	1:28.365	44.282	2:12.647 (3)	80.57	1.021	17:57:56.936
4 -	1:27.485	44.141	2:11.626 (1)	81.20		18:00:08.562
5 -	1:28.148	43.862	2:12.010 (2)	80.96	0.384	18:02:20.572

P3 24		Scott CARSON		Yamaha - Brian Gray Powerbiking, All England Diamond Drilling		
IDEAL LAP TIME : 2:11.893		BEST LAP TIME : 2:12.179		DIFFERENCE : 0.286		
LAP	SECTOR 1	SECTOR 2	LAP TIME	MPH	DIFF	TIME OF DAY
1 -		45.011	2:19.223	76.76	7.044	17:53:28.250
2 -	1:29.321	45.229	2:14.550	79.43	2.371	17:55:42.800
3 -	1:29.158	45.115	2:14.273 (3)	79.59	2.094	17:57:57.073
4 -	1:28.328	44.060	2:12.388 (2)	80.73	0.209	18:00:09.461
5 -	1:27.833	44.346	2:12.179 (1)	80.86		18:02:21.640

P4 101		Andrew DAVIES		Yamaha - GIBSON EXHAUSTS		
IDEAL LAP TIME : 2:13.380		BEST LAP TIME : 2:13.648		DIFFERENCE : 0.268		
LAP	SECTOR 1	SECTOR 2	LAP TIME	MPH	DIFF	TIME OF DAY
1 -		45.582	2:23.367	74.55	9.719	17:53:32.394
2 -	1:30.319	45.553	2:15.872	78.66	2.224	17:55:48.266
3 -	1:30.706	44.771	2:15.477 (3)	78.89	1.829	17:58:03.743
4 -	1:29.718	45.301	2:15.019 (2)	79.15	1.371	18:00:18.762
5 -	1:28.609	45.039	2:13.648 (1)	79.97		18:02:32.410

P5 125		Ben MILES		Yamaha - Allspeed		
IDEAL LAP TIME : 2:14.754		BEST LAP TIME : 2:14.754		DIFFERENCE : 0.000		
LAP	SECTOR 1	SECTOR 2	LAP TIME	MPH	DIFF	TIME OF DAY
1 -		44.956	2:21.186	75.70	6.432	17:53:30.213
2 -	1:30.059	44.695	2:14.754 (1)	79.31		17:55:44.967
3 -	1:30.714	44.828	2:15.542 (2)	78.85	0.788	17:58:00.509
4 -	1:30.494	45.337	2:15.831 (3)	78.68	1.077	18:00:16.340
5 -	1:30.610	45.552	2:16.162	78.49	1.408	18:02:32.502

P6 70		Andrew BURSCOUGH		Yamaha - Apollo Tuning		
IDEAL LAP TIME : 2:15.281		BEST LAP TIME : 2:15.961		DIFFERENCE : 0.680		
LAP	SECTOR 1	SECTOR 2	LAP TIME	MPH	DIFF	TIME OF DAY
1 -		45.674	2:22.956	74.76	6.995	17:53:31.983
2 -	1:30.191	46.056	2:16.247 (3)	78.44	0.286	17:55:48.230
3 -	1:30.871	45.090	2:15.961 (1)	78.61		17:58:04.191
4 -	1:30.641	45.390	2:16.031 (2)	78.57	0.070	18:00:20.222
5 -	1:32.057	47.225	2:19.282	76.73	3.321	18:02:39.504

P7 95 C		Simon CLARK		Yamaha - Towan Motors		
IDEAL LAP TIME : 2:15.340		BEST LAP TIME : 2:15.340		DIFFERENCE : 0.000		
LAP	SECTOR 1	SECTOR 2	LAP TIME	MPH	DIFF	TIME OF DAY
1 -		45.674	2:22.956	74.76	6.995	17:53:31.983
2 -	1:30.191	46.056	2:16.247 (3)	78.44	0.286	17:55:48.230
3 -	1:30.871	45.090	2:15.961 (1)	78.61		17:58:04.191
4 -	1:30.641	45.390	2:16.031 (2)	78.57	0.070	18:00:20.222
5 -	1:32.057	47.225	2:19.282	76.73	3.321	18:02:39.504

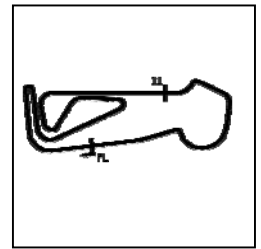
Weather / Track : Cloudy / Damp

Snetterton 300
Circuit Length = 2.9689 miles
Start: 17:51 Flag 18:02 End: 18:05

BMCRC - MRO Championships 2019 - Rnd 5 @ Snetterton

DFDS Yamaha Past Masters

RACE 16 - SECTOR ANALYSIS



SECTOR 1 = FL to I1, SECTOR 2 = I1 to FL, DIFF = Difference To Personal Best Lap, P = Crossed Finish Line in Pit Lane, D = Time Disallowed

1 -		46.402	2:23.570	74.44	8.230	17:53:32.597
2 -	1:32.336	46.738	2:19.074	76.85	3.734	17:55:51.671
3 -	1:31.577	45.671	2:17.248 (3)	77.87	1.908	17:58:08.919
4 -	1:31.244	45.085	2:16.329 (2)	78.39	0.989	18:00:25.248
5 -	1:30.706	44.634	2:15.340 (1)	78.97		18:02:40.588

P8	7	Peter MOORE	Yamaha - Station Garage, Isle of Man			
IDEAL LAP TIME : 2:16.200		BEST LAP TIME : 2:16.200		DIFFERENCE : 0.000		
LAP	SECTOR 1	SECTOR 2	LAP TIME	MPH	DIFF	TIME OF DAY
1 -		45.921	2:25.229	73.59	9.029	17:53:34.256
2 -	1:31.553	45.939	2:17.492	77.73	1.292	17:55:51.748
3 -	1:31.994	45.327	2:17.321 (3)	77.83	1.121	17:58:09.069
4 -	1:31.002	45.198	2:16.200 (1)	78.47		18:00:25.269
5 -	1:31.427	45.350	2:16.777 (2)	78.14	0.577	18:02:42.046

P9	74	Paul WHITBY	Yamaha - Greybridge Ltd			
IDEAL LAP TIME : 2:15.909		BEST LAP TIME : 2:16.211		DIFFERENCE : 0.302		
LAP	SECTOR 1	SECTOR 2	LAP TIME	MPH	DIFF	TIME OF DAY
1 -		46.439	2:26.138	73.13	9.927	17:53:35.165
2 -	1:31.060	45.927	2:16.987 (2)	78.02	0.776	17:55:52.152
3 -	1:32.143	45.514	2:17.657	77.64	1.446	17:58:09.809
4 -	1:31.862	45.368	2:17.230 (3)	77.88	1.019	18:00:27.039
5 -	1:30.541	45.670	2:16.211 (1)	78.46		18:02:43.250

P10	83 C	Paul GODBOLD	Yamaha - Hill farm tree services			
IDEAL LAP TIME : 2:16.991		BEST LAP TIME : 2:17.187		DIFFERENCE : 0.196		
LAP	SECTOR 1	SECTOR 2	LAP TIME	MPH	DIFF	TIME OF DAY
1 -		45.737	2:24.296	74.07	7.109	17:53:33.323
2 -	1:31.731	46.808	2:18.539	77.14	1.352	17:55:51.862
3 -	1:31.324	45.863	2:17.187 (1)	77.90		17:58:09.049
4 -	1:31.556	45.667	2:17.223 (2)	77.88	0.036	18:00:26.272
5 -	1:32.008	46.377	2:18.385 (3)	77.23	1.198	18:02:44.657

P11	55	Paul TOLAND	Yamaha -			
IDEAL LAP TIME : 2:19.029		BEST LAP TIME : 2:19.160		DIFFERENCE : 0.131		
LAP	SECTOR 1	SECTOR 2	LAP TIME	MPH	DIFF	TIME OF DAY
1 -		46.564	2:28.010	72.21	8.850	17:53:37.037
2 -	1:33.190	46.965	2:20.155 (3)	76.25	0.995	17:55:57.192
3 -	1:32.465	46.695	2:19.160 (1)	76.80		17:58:16.352
4 -	1:33.292	46.694	2:19.986 (2)	76.35	0.826	18:00:36.338
5 -	1:33.189	47.324	2:20.513	76.06	1.353	18:02:56.851

P12	57 C	Geoff MOOK	Yamaha -			
IDEAL LAP TIME : 2:19.874		BEST LAP TIME : 2:20.332		DIFFERENCE : 0.458		
LAP	SECTOR 1	SECTOR 2	LAP TIME	MPH	DIFF	TIME OF DAY
1 -		47.186	2:28.172	72.13	7.840	17:53:37.199
2 -	1:33.669	47.298	2:20.967	75.81	0.635	17:55:58.166
3 -	1:34.125	46.766	2:20.891 (3)	75.86	0.559	17:58:19.057
4 -	1:33.108	47.258	2:20.366 (2)	76.14	0.034	18:00:39.423
5 -	1:33.194	47.138	2:20.332 (1)	76.16		18:02:59.755

P13	121	Ben HUNTER	Yamaha -			
IDEAL LAP TIME : 2:22.314		BEST LAP TIME : 2:22.677		DIFFERENCE : 0.363		
LAP	SECTOR 1	SECTOR 2	LAP TIME	MPH	DIFF	TIME OF DAY
1 -		48.318	2:31.179	70.69	8.502	17:53:40.206
2 -	1:35.281	48.973	2:24.254	74.09	1.577	17:56:04.460
3 -	1:35.695	48.026	2:23.721 (3)	74.36	1.044	17:58:28.181
4 -	1:35.322	48.121	2:23.443 (2)	74.51	0.766	18:00:51.624

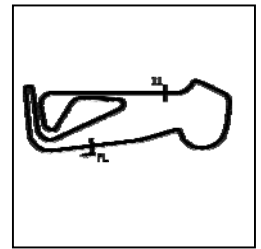
Weather / Track : Cloudy / Damp

Snetterton 300
Circuit Length = 2.9689 miles
Start: 17:51 Flag 18:02 End: 18:05

BMCRC - MRO Championships 2019 - Rnd 5 @ Snetterton

DFDS Yamaha Past Masters

RACE 16 - SECTOR ANALYSIS



SECTOR 1 = FL to I1, SECTOR 2 = I1 to FL, DIFF = Difference To Personal Best Lap, P = Crossed Finish Line in Pit Lane, D = Time Disallowed

5 - **1:34.288** 48.389 **2:22.677 (1)** **74.91** **18:03:14.301**

P14 5		Max HOUSE		Yamaha -			
IDEAL LAP TIME : 2:22.228		BEST LAP TIME : 2:22.720		DIFFERENCE : 0.492			
LAP	SECTOR 1	SECTOR 2	LAP TIME	MPH	DIFF	TIME OF DAY	
1 -		48.330	2:32.514	70.07	9.794	17:53:41.541	
2 -	1:36.048	48.234	2:24.282	74.07	1.562	17:56:05.823	
3 -	1:35.223	47.891	2:23.114 (3)	74.68	0.394	17:58:28.937	
4 -	1:35.407	47.600	2:23.007 (2)	74.73	0.287	18:00:51.944	
5 -	1:34.628	48.092	2:22.720 (1)	74.88		18:03:14.664	

P15 27 R		Richard HAYWARD		Yamaha - Gforce Motorcycles			
IDEAL LAP TIME : 2:24.318		BEST LAP TIME : 2:24.976		DIFFERENCE : 0.658			
LAP	SECTOR 1	SECTOR 2	LAP TIME	MPH	DIFF	TIME OF DAY	
1 -		49.126	2:33.404	69.67	8.428	17:53:42.431	
2 -	1:36.307	48.669	2:24.976 (1)	73.72		17:56:07.407	
3 -	1:36.290	49.144	2:25.434 (3)	73.49	0.458	17:58:32.841	
4 -	1:37.320	48.028	2:25.348 (2)	73.53	0.372	18:00:58.189	
5 -	1:36.441	49.169	2:25.610	73.40	0.634	18:03:23.799	

P16 72 C		Len WHALIN		Yamaha - Prestige shoe & lock, T&B locksmiths. Lashes by Chl			
IDEAL LAP TIME : 2:24.213		BEST LAP TIME : 2:24.213		DIFFERENCE : 0.000			
LAP	SECTOR 1	SECTOR 2	LAP TIME	MPH	DIFF	TIME OF DAY	
1 -		48.997	2:34.109	69.35	9.896	17:53:43.136	
2 -	1:36.246	48.691	2:24.937 (2)	73.74	0.724	17:56:08.073	
3 -	1:36.563	49.249	2:25.812	73.30	1.599	17:58:33.885	
4 -	1:35.866	48.347	2:24.213 (1)	74.11		18:00:58.098	
5 -	1:36.468	49.246	2:25.714 (3)	73.34	1.501	18:03:23.812	

P17 60 C		Daniel GOUGH		Yamaha - G Force Motorcycles			
IDEAL LAP TIME : 2:25.489		BEST LAP TIME : 2:25.720		DIFFERENCE : 0.231			
LAP	SECTOR 1	SECTOR 2	LAP TIME	MPH	DIFF	TIME OF DAY	
1 -		49.197	2:35.922	68.54	10.202	17:53:44.949	
2 -	1:37.646	49.594	2:27.240	72.58	1.520	17:56:12.189	
3 -	1:37.132	48.941	2:26.073 (2)	73.16	0.353	17:58:38.262	
4 -	1:38.142	48.550	2:26.692 (3)	72.86	0.972	18:01:04.954	
5 -	1:36.939	48.781	2:25.720 (1)	73.34		18:03:30.674	

P18 100 R		David GOUGH		Yamaha - www.ypmrc.co.uk			
IDEAL LAP TIME : 2:28.210		BEST LAP TIME : 2:28.601		DIFFERENCE : 0.391			
LAP	SECTOR 1	SECTOR 2	LAP TIME	MPH	DIFF	TIME OF DAY	
1 -		53.498	2:44.408	65.00	15.807	17:53:53.435	
2 -	1:41.553	50.986	2:32.539	70.06	3.938	17:56:25.974	
3 -	1:38.521	51.419	2:29.940 (3)	71.28	1.339	17:58:55.914	
4 -	1:39.481	50.235	2:29.716 (2)	71.38	1.115	18:01:25.630	
5 -	1:37.975	50.626	2:28.601 (1)	71.92		18:03:54.231	

P19 59		Neil HESMAN		Yamaha - Farkham Hall			
IDEAL LAP TIME : 2:31.829		BEST LAP TIME : 2:32.143		DIFFERENCE : 0.314			
LAP	SECTOR 1	SECTOR 2	LAP TIME	MPH	DIFF	TIME OF DAY	
1 -		50.965	2:41.134	66.33	8.991	17:53:50.161	
2 -	1:43.434	52.351	2:35.785	68.60	3.642	17:56:25.946	
3 -	1:41.667	53.160	2:34.827 (3)	69.03	2.684	17:59:00.773	
4 -	1:41.729	52.133	2:33.862 (2)	69.46	1.719	18:01:34.635	
5 -	1:40.864	51.279	2:32.143 (1)	70.25		18:04:06.778	

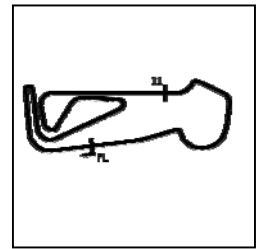
Weather / Track : Cloudy / Damp

Snetterton 300
Circuit Length = 2.9689 miles
Start: 17:51 Flag 18:02 End: 18:05

BMCRC - MRO Championships 2019 - Rnd 5 @ Snetterton

DFDS Yamaha Past Masters

RACE 16 - SECTOR ANALYSIS



SECTOR 1 = FL to I1, SECTOR 2 = I1 to FL, DIFF = Difference To Personal Best Lap, P = Crossed Finish Line in Pit Lane, D = Time Disallowed

P20 69 C		Mark ELLERAY		Yamaha - Abbot Solutions Ltd			
IDEAL LAP TIME : 2:36.273		BEST LAP TIME : 2:36.273		DIFFERENCE : 0.000			
LAP	SECTOR 1	SECTOR 2	LAP TIME	MPH	DIFF	TIME OF DAY	
1 -		53.263	2:45.321	64.65	9.048	17:53:54.348	
2 -	1:43.869	52.404	2:36.273 (1)	68.39		17:56:30.621	
3 -	1:44.112	52.568	2:36.680 (2)	68.21	0.407	17:59:07.301	
4 -	1:44.913	52.471	2:37.384 (3)	67.91	1.111	18:01:44.685	
5 -	1:45.714	53.105	2:38.819	67.29	2.546	18:04:23.504	

P21 99 C		Paul FIRTH		Yamaha -			
IDEAL LAP TIME : 2:37.325		BEST LAP TIME : 2:37.438		DIFFERENCE : 0.113			
LAP	SECTOR 1	SECTOR 2	LAP TIME	MPH	DIFF	TIME OF DAY	
1 -		53.827	2:44.380	65.02	6.942	17:53:53.407	
2 -	1:44.169	54.970	2:39.139 (3)	67.16	1.701	17:56:32.546	
3 -	1:45.222	54.285	2:39.507	67.00	2.069	17:59:12.053	
4 -	1:45.100	53.855	2:38.955 (2)	67.23	1.517	18:01:51.008	
5 -	1:44.282	53.156	2:37.438 (1)	67.88		18:04:28.446	

P22 67 C		Mark BAILEY		Yamaha - Gforce motorcycles			
IDEAL LAP TIME : 2:42.482		BEST LAP TIME : 2:42.749		DIFFERENCE : 0.267			
LAP	SECTOR 1	SECTOR 2	LAP TIME	MPH	DIFF	TIME OF DAY	
1 -		57.373	2:54.873	61.11	12.124	17:54:03.900	
2 -	1:49.528	57.068	2:46.596	64.15	3.847	17:56:50.496	
3 -	1:48.001	55.205	2:43.206 (3)	65.48	0.457	17:59:33.702	
4 -	1:47.418	55.331	2:42.749 (1)	65.67		18:02:16.451	
5 -	1:47.822	55.064	2:42.886 (2)	65.61	0.137	18:04:59.337	

P23 32 R		Lorraine ANSON		Yamaha - Wallis & Whalin Racing			
IDEAL LAP TIME : 2:45.692		BEST LAP TIME : 2:46.801		DIFFERENCE : 1.109			
LAP	SECTOR 1	SECTOR 2	LAP TIME	MPH	DIFF	TIME OF DAY	
1 -		55.708	2:53.070	61.75	6.269	17:54:02.097	
2 -	1:50.947	57.713	2:48.660 (3)	63.37	1.859	17:56:50.757	
3 -	1:49.984	56.817	2:46.801 (1)	64.07		17:59:37.558	
4 -	1:50.284	57.810	2:48.094 (2)	63.58	1.293	18:02:25.652	

Weather / Track : Cloudy / Damp

Results can be found at www.tsl-timing.com

Page 4 of 4

Snetterton 300
 Circuit Length = 2.9689 miles
 Start: 17:51 Flag 18:02 End: 18:05

Printed - 18:06 Saturday, 08 June 2019

BMCRC - MRO Championships 2019 - Rnd 5 @ Snetterton

DFDS Yamaha Past Masters

RACE 16 - BEST SECTORS

SECTOR 1			SECTOR 2			IDEAL / BEST COMPARISON						
POS	NO	NAME	TIME	NO	NAME	TIME	POS	NO	NAME	IDEAL	BEST	DIFF
1	13	EDMONDSON	1:27.485	19	BRANTON	43.620	1	13	EDMONDSON	2:11.347	2:11.626	0.279
2	24	CARSON	1:27.833	13	EDMONDSON	43.862	2	19	BRANTON	2:11.824	2:11.835	0.011
3	19	BRANTON	1:28.204	24	CARSON	44.060	3	24	CARSON	2:11.893	2:12.179	0.286
4	101	DAVIES	1:28.609	95	CLARK	44.634	4	101	DAVIES	2:13.380	2:13.648	0.268
5	125	MILES	1:30.059	125	MILES	44.695	5	125	MILES	2:14.754	2:14.754	0.000
6	70	BURSCOUGH	1:30.191	101	DAVIES	44.771	6	70	BURSCOUGH	2:15.281	2:15.961	0.680
7	74	WHITBY	1:30.541	70	BURSCOUGH	45.090	7	95	CLARK	2:15.340	2:15.340	0.000
8	95	CLARK	1:30.706	7	MOORE	45.198	8	74	WHITBY	2:15.909	2:16.211	0.302
9	7	MOORE	1:31.002	74	WHITBY	45.368	9	7	MOORE	2:16.200	2:16.200	0.000
10	83	GODBOLD	1:31.324	83	GODBOLD	45.667	10	83	GODBOLD	2:16.991	2:17.187	0.196
11	55	TOLAND	1:32.465	55	TOLAND	46.564	11	55	TOLAND	2:19.029	2:19.160	0.131
12	57	MOOK	1:33.108	57	MOOK	46.766	12	57	MOOK	2:19.874	2:20.332	0.458
13	121	HUNTER	1:34.288	5	HOUSE	47.600	13	5	HOUSE	2:22.228	2:22.720	0.492
14	5	HOUSE	1:34.628	121	HUNTER	48.026	14	121	HUNTER	2:22.314	2:22.677	0.363
15	72	WHALIN	1:35.866	27	HAYWARD	48.028	15	72	WHALIN	2:24.213	2:24.213	0.000
16	27	HAYWARD	1:36.290	72	WHALIN	48.347	16	27	HAYWARD	2:24.318	2:24.976	0.658
17	60	GOUGH	1:36.939	60	GOUGH	48.550	17	60	GOUGH	2:25.489	2:25.720	0.231
18	100	GOUGH	1:37.975	100	GOUGH	50.235	18	100	GOUGH	2:28.210	2:28.601	0.391
19	59	HESMAN	1:40.864	59	HESMAN	50.965	19	59	HESMAN	2:31.829	2:32.143	0.314
20	69	ELLERAY	1:43.869	69	ELLERAY	52.404	20	69	ELLERAY	2:36.273	2:36.273	0.000
21	99	FIRTH	1:44.169	99	FIRTH	53.156	21	99	FIRTH	2:37.325	2:37.438	0.113
22	67	BAILEY	1:47.418	67	BAILEY	55.064	22	67	BAILEY	2:42.482	2:42.749	0.267
23	32	ANSON	1:49.984	32	ANSON	55.708	23	32	ANSON	2:45.692	2:46.801	1.109

PERFECT LAP 2:11.105

Weather / Track : Cloudy / Damp

Results can be found at www.tsl-timing.com

Snetterton 300

Circuit Length = 2.9689 miles

Start: 17:51 Flag 18:02 End: 18:05

Printed - 18:06 Saturday, 08 June 2019

BMCRC - MRO Championships 2019 - Rnd 5 @ Snetterton
DFDS Yamaha Past Masters
RACE 8 - GRID (7 Laps)

ROW 9	1		1		25	78 Gary BUTTON
ROW 8	24	77 Neil GRANT	23	32 Lorraine ANSON 2:46.801	22	67 Mark BAILEY 2:42.749
ROW 7	21	99 Paul FIRTH 2:37.438	20	69 Mark ELLERAY 2:36.273	19	59 Neil HESMAN 2:32.143
ROW 6	18	100 David GOUGH 2:28.601	17	60 Daniel GOUGH 2:25.720	16	27 Richard HAYWARD 2:24.976
ROW 5	15	72 Len WHALIN 2:24.213	14	5 Max HOUSE 2:22.720	13	121 Ben HUNTER 2:22.677
ROW 4	12	57 Geoff MOOK 2:20.332	11	55 Paul TOLAND 2:19.160	10	83 Paul GOBOLD 2:17.187
ROW 3	9	74 Paul WHITBY 2:16.211	8	7 Peter MOORE 2:16.200	7	70 Andrew BURSCOUGH 2:15.961
ROW 2	6	95 Simon CLARK 2:15.340	5	125 Ben MILES 2:14.754	4	101 Andrew DAVIES 2:13.648
ROW 1	3	24 Scott CARSON 2:12.179	2	19 Peter BRANTON 2:11.835	1	13 Doug EDMONDSON 2:11.626
						Pole

Snetterton 300
Circuit Length = 2.9689 miles

These results are provisional until the conclusion of any judicial and technical matters.

Clerk Of Course :		Timekeeper :
-------------------	--	--------------

Results can be found at www.tsl-timing.com

Printed - 18:08 Saturday, 08 June 2019



BMCRC - MRO Championships 2019 - Rnd 5 @ Snetterton

DFDS Yamaha Past Masters

RACE 8 - CLASSIFICATION

POS	NO	CL	PIC NAME	ENTRY	LAPS	TIME	GAP	DIFF	MPH	BEST	ON
1	13		Doug EDMONDSON	Yamaha - Stan Stephens Tuning	7	15:23.895			80.97	2:10.157	7
2	24		Scott CARSON	Yamaha - Brian Gray Powerbiking,All England Diam	7	15:25.673	1.778	1.778	80.82	2:11.061	4
3	19		Peter BRANTON	Yamaha -	7	15:31.878	7.983	6.205	80.28	2:10.875	4
4	70		Andrew BURSCOUGH	Yamaha - Apollo Tuning	7	16:07.737	43.842	35.859	77.31	2:16.777	7
5	7		Peter MOORE	Yamaha - Station Garage, Isle of Man	7	16:07.894	43.999	0.157	77.29	2:16.503	7
6	74		Paul WHITBY	Yamaha - Greybridge Ltd	7	16:08.709	44.814	0.815	77.23	2:15.834	4
7	95	C	Simon CLARK	Yamaha - Towan Motors	7	16:08.959	45.064	0.250	77.21	2:16.741	5
8	125		Ben MILES	Yamaha - Allspeed	7	16:08.991	45.096	0.032	77.21	2:16.071	3
9	83	C	Paul GODBOLD	Yamaha - Hill farm tree services	7	16:09.469	45.574	0.478	77.17	2:16.346	6
10	57	C	Geoff MOOK	Yamaha -	7	16:14.903	51.008	5.434	76.74	2:16.535	6
11	77	C	Neil GRANT	Yamaha - Merlin Pipes	7	16:41.638	1:17.743	26.735	74.69	2:19.812	7
12	5		Max HOUSE	Yamaha -	7	16:42.028	1:18.133	0.390	74.66	2:20.458	6
13	72	C	Len WHALIN	Yamaha - Prestige shoe & lock, T&B locksmiths. Le	7	16:47.890	1:23.995	5.862	74.23	2:21.651	6
14	121		Ben HUNTER	Yamaha -	7	16:59.283	1:35.388	11.393	73.40	2:24.209	6
15	60	C	Daniel GOUGH	Yamaha - G Force Motorcycles	7	16:59.464	1:35.569	0.181	73.38	2:23.271	4
16	27	R	Richard HAYWARD	Yamaha - Gforce Motorcycles	7	16:59.650	1:35.755	0.186	73.37	2:23.875	2
17	87	C	Danise BUTTON	Yamaha -	7	17:43.784	2:19.889	44.134	70.33	2:28.586	6
18	100	R	David GOUGH	Yamaha - www.ypmrc.co.uk	7	17:44.009	2:20.114	0.225	70.31	2:29.437	6
19	99	C	Paul FIRTH	Yamaha -	6	15:27.165	1 Lap	1 Lap	69.16	2:31.079	6
20	78	C	Gary BUTTON	Yamaha -	6	15:34.110	1 Lap	6.945	68.65	2:32.861	5
21	59		Neil HESMAN	Yamaha - Farkham Hall	6	15:37.677	1 Lap	3.567	68.39	2:33.285	3
22	69	C	Mark ELLERAY	Yamaha - Abbot Solutions Ltd	6	16:08.340	1 Lap	30.663	66.22	2:37.513	6
23	32	R	Lorraine ANSON	Yamaha - Wallis & Whalin Racing	6	16:11.249	1 Lap	2.909	66.02	2:39.384	6
24	67	C	Mark BAILEY	Yamaha - Gforce motorcycles	6	17:11.945	1 Lap	1:00.696	62.14	2:49.919	3

NOT CLASSIFIED

DNF	55		Paul TOLAND	Yamaha -	3	7:07.928	4 Laps	3 Laps	74.92	2:20.150	2
DNF	101		Andrew DAVIES	Yamaha - GIBSON EXHAUSTS	1	2:19.107	6 Laps	2 Laps	76.83		

FASTEST LAP

	13		Doug EDMONDSON	Yamaha - Stan Stephens Tuning	7	2:10.157		82.11 mph		132.15 kph	
	83	C	Paul GODBOLD	Yamaha - Hill farm tree services	6	2:16.346		78.38 mph		126.15 kph	
	27	R	Richard HAYWARD	Yamaha - Gforce Motorcycles	2	2:23.875		74.28 mph		119.55 kph	

Class - 92.5% of Race Speed = 74.89 mph
 Class C - 92.5% of Race Speed = 71.41 mph
 Class R - 92.5% of Race Speed = 67.86 mph

Snetterton 300
 Circuit Length = 2.9689 miles
 Start: 12:35 Flag 12:51 End: 12:53

Weather / Track : Bright / Dry

These results are provisional until the conclusion of any judicial and technical matters.

Clerk Of Course :	Timekeeper :
-------------------	--------------

Results can be found at www.tsl-timing.com

Printed - 12:54 Sunday, 09 June 2019



BMCRC - MRO Championships 2019 - Rnd 5 @ Snetterton

DFDS Yamaha Past Masters

RACE 8 - LAP CHART

LAP 1 @ 12:37:56.923

NO	BEHIND	LAP TIME
13		2:16.769
24	0.653	2:17.422
19	1.801	2:18.570
101	2.338	2:19.107
70	4.776	2:21.545
95	8.376	2:25.145
125	8.441	2:25.210
7	8.841	2:25.610
74	9.361	2:26.130
83	9.976	2:26.745
55	10.453	2:27.222
57	10.805	2:27.574
121	13.193	2:29.962
5	14.105	2:30.874
27	14.545	2:31.314
72	15.658	2:32.427
77	15.869	2:32.638
60	17.081	2:33.850
100	23.174	2:39.943
99	24.503	2:41.272
78	25.840	2:42.609
87	26.126	2:42.895
32	28.831	2:45.600
59	29.265	2:46.034
69	30.111	2:46.880
67	42.257	2:59.026

LAP 2 @ 12:40:08.492

NO	BEHIND	LAP TIME
13		2:11.569
24	0.356	2:11.272
19	2.197	2:11.965
70	10.654	2:17.447
7	13.807	2:16.535
125	14.420	2:17.548
95	14.700	2:17.893
74	15.681	2:17.889
83	16.264	2:17.857
57	17.969	2:18.733
55	19.034	2:20.150
5	25.867	2:23.331
121	26.381	2:24.757
27	26.851	2:23.875
72	27.481	2:23.392
77	27.953	2:23.653
60	30.662	2:25.150
100	42.278	2:30.673
87	47.356	2:32.799
99	47.777	2:34.843
78	48.832	2:34.561
59	53.674	2:35.978
32	58.767	2:41.505
69	59.697	2:41.155
67	1:22.903	2:52.215

LAP 3 @ 12:42:20.091

NO	BEHIND	LAP TIME
13		2:11.599
24	0.548	2:11.791
19	1.574	2:10.976
70	17.371	2:18.316

125	18.892	2:16.071
7	19.214	2:17.006
95	20.603	2:17.502
74	21.408	2:17.326
83	22.060	2:17.395
57	24.417	2:18.047
55	27.991	2:20.556
5	36.579	2:22.311
77	37.676	2:21.322
72	38.360	2:22.478
121	39.101	2:24.319
27	39.534	2:24.282
60	43.403	2:24.340
100	1:02.883	2:32.204
87	1:05.592	2:29.835
99	1:11.746	2:35.568
78	1:12.958	2:35.725
59	1:15.360	2:33.285
32	1:29.024	2:41.856
69	1:29.033	2:40.935
67	2:01.223	2:49.919

LAP 4 @ 12:44:31.265

NO	BEHIND	LAP TIME
13		2:11.174
24	0.435	2:11.061
19	1.275	2:10.875
70	24.407	2:18.210
125	25.017	2:17.299
7	25.636	2:17.596
74	26.068	2:15.834
95	26.565	2:17.136
83	28.080	2:17.194
57	30.973	2:17.730
77	47.154	2:20.652
5	47.635	2:22.230
72	49.489	2:22.303
121	53.206	2:25.279
27	53.255	2:24.895
60	55.500	2:23.271
100	1:21.691	2:29.982
87	1:25.096	2:30.678
99	1:33.735	2:33.163
78	1:34.859	2:33.075
59	1:37.484	2:33.298
32	1:58.335	2:40.485
69	1:58.916	2:41.057

LAP 5 @ 12:46:42.722

NO	BEHIND	LAP TIME
13		2:11.457
24	0.471	2:11.493
19	1.701	2:11.883
67	1 Lap	2:49.959
70	30.630	2:17.680
7	31.110	2:16.931
125	31.468	2:17.908
74	31.652	2:17.041
95	31.849	2:16.741
83	33.927	2:17.304
57	37.357	2:17.841
77	57.666	2:21.969
5	57.858	2:21.680
72	1:00.729	2:22.697

27	1:05.902	2:24.104
60	1:08.064	2:24.021
121	1:08.120	2:26.371
100	1:42.364	2:32.130
87	1:43.666	2:30.027
99	1:53.518	2:31.240
78	1:56.263	2:32.861
59	1:59.729	2:33.702

LAP 6 @ 12:48:53.892

NO	BEHIND	LAP TIME
13		2:11.170
24	0.572	2:11.271
19	1.848	2:11.317
69	1 Lap	2:40.800
32	1 Lap	2:42.419
125	37.125	2:16.827
70	37.222	2:17.762
7	37.653	2:17.713
74	37.682	2:17.200
95	38.350	2:17.671
83	39.103	2:16.346
57	42.722	2:16.535
5	1:07.146	2:20.458
77	1:08.088	2:21.592
67	1 Lap	2:50.778
72	1:11.210	2:21.651
27	1:20.574	2:25.842
121	1:21.159	2:24.209
60	1:21.517	2:24.623
100	2:00.631	2:29.437
87	2:01.082	2:28.586

LAP 7 @ 12:51:04.049

NO	BEHIND	LAP TIME
13		2:10.157
24	1.778	2:11.363
99	1 Lap	2:31.079
19	7.983	2:16.292
78	1 Lap	2:35.279
59	1 Lap	2:35.380
70	43.842	2:16.777
7	43.999	2:16.503
69	1 Lap	2:37.513
74	44.814	2:17.289
95	45.064	2:16.871
125	45.096	2:18.128
83	45.574	2:16.628
32	1 Lap	2:39.384
57	51.008	2:18.443
77	1:17.743	2:19.812
5	1:18.133	2:21.144
72	1:23.995	2:22.942
121	1:35.388	2:24.386
60	1:35.569	2:24.209
27	1:35.755	2:25.338
67	1 Lap	2:50.048
87	2:19.889	2:28.964
100	2:20.114	2:29.640

Weather / Track : Bright / Dry

Results can be found at www.tsl-timing.com

Snetterton 300

Circuit Length = 2.9689 miles

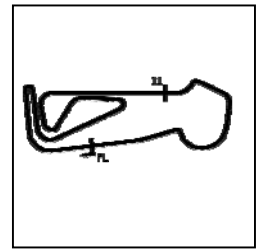
Start: 12:35 Flag 12:51 End: 12:53

Printed - 12:55 Sunday, 09 June 2019

BMCRC - MRO Championships 2019 - Rnd 5 @ Snetterton

DFDS Yamaha Past Masters

RACE 8 - SECTOR ANALYSIS



SECTOR 1 = FL to I1, SECTOR 2 = I1 to FL, DIFF = Difference To Personal Best Lap, P = Crossed Finish Line in Pit Lane, D = Time Disallowed

P1 13		Doug EDMONDSON		Yamaha - Stan Stephens Tuning		
IDEAL LAP TIME : 2:10.157		BEST LAP TIME : 2:10.157		DIFFERENCE : 0.000		
LAP	SECTOR 1	SECTOR 2	LAP TIME	MPH	DIFF	TIME OF DAY
1 -		43.786	2:16.769	78.14	6.612	12:37:56.923
2 -	1:27.520	44.049	2:11.569	81.23	1.412	12:40:08.492
3 -	1:27.964	43.635	2:11.599	81.21	1.442	12:42:20.091
4 -	1:27.178	43.996	2:11.174 (3)	81.48	1.017	12:44:31.265
5 -	1:27.778	43.679	2:11.457	81.30	1.300	12:46:42.722
6 -	1:27.573	43.597	2:11.170 (2)	81.48	1.013	12:48:53.892
7 -	1:26.694	43.463	2:10.157 (1)	82.11		12:51:04.049

P2 24		Scott CARSON		Yamaha - Brian Gray Powerbiking, All England Diamond Drilling		
IDEAL LAP TIME : 2:10.677		BEST LAP TIME : 2:11.061		DIFFERENCE : 0.384		
LAP	SECTOR 1	SECTOR 2	LAP TIME	MPH	DIFF	TIME OF DAY
1 -		44.412	2:17.422	77.77	6.361	12:37:57.576
2 -	1:27.005	44.267	2:11.272 (3)	81.41	0.211	12:40:08.848
3 -	1:27.798	43.993	2:11.791	81.09	0.730	12:42:20.639
4 -	1:27.298	43.763	2:11.061 (1)	81.55		12:44:31.700
5 -	1:27.605	43.888	2:11.493	81.28	0.432	12:46:43.193
6 -	1:27.599	43.672	2:11.271 (2)	81.41	0.210	12:48:54.464
7 -	1:27.108	44.255	2:11.363	81.36	0.302	12:51:05.827

P3 19		Peter BRANTON		Yamaha -		
IDEAL LAP TIME : 2:10.513		BEST LAP TIME : 2:10.875		DIFFERENCE : 0.362		
LAP	SECTOR 1	SECTOR 2	LAP TIME	MPH	DIFF	TIME OF DAY
1 -		44.099	2:18.570	77.13	7.695	12:37:58.724
2 -	1:28.294	43.671	2:11.965	80.99	1.090	12:40:10.689
3 -	1:27.622	43.354	2:10.976 (2)	81.60	0.101	12:42:21.665
4 -	1:27.251	43.624	2:10.875 (1)	81.66		12:44:32.540
5 -	1:28.467	43.416	2:11.883	81.04	1.008	12:46:44.423
6 -	1:28.055	43.262	2:11.317 (3)	81.39	0.442	12:48:55.740
7 -	1:28.651	47.641	2:16.292	78.42	5.417	12:51:12.032

P4 70		Andrew BURSCOUGH		Yamaha - Apollo Tuning		
IDEAL LAP TIME : 2:15.948		BEST LAP TIME : 2:16.777		DIFFERENCE : 0.829		
LAP	SECTOR 1	SECTOR 2	LAP TIME	MPH	DIFF	TIME OF DAY
1 -		45.184	2:21.545	75.50	4.768	12:38:01.699
2 -	1:31.483	45.964	2:17.447 (2)	77.76	0.670	12:40:19.146
3 -	1:32.354	45.962	2:18.316	77.27	1.539	12:42:37.462
4 -	1:32.132	46.078	2:18.210	77.33	1.433	12:44:55.672
5 -	1:31.734	45.946	2:17.680 (3)	77.62	0.903	12:47:13.352
6 -	1:31.511	46.251	2:17.762	77.58	0.985	12:49:31.114
7 -	1:30.764	46.013	2:16.777 (1)	78.14		12:51:47.891

P5 7		Peter MOORE		Yamaha - Station Garage, Isle of Man		
IDEAL LAP TIME : 2:15.893		BEST LAP TIME : 2:16.503		DIFFERENCE : 0.610		
LAP	SECTOR 1	SECTOR 2	LAP TIME	MPH	DIFF	TIME OF DAY
1 -		45.729	2:25.610	73.40	9.107	12:38:05.764
2 -	1:31.450	45.085	2:16.535 (2)	78.28	0.032	12:40:22.299
3 -	1:31.671	45.335	2:17.006	78.01	0.503	12:42:39.305
4 -	1:32.081	45.515	2:17.596	77.67	1.093	12:44:56.901
5 -	1:31.053	45.878	2:16.931 (3)	78.05	0.428	12:47:13.832
6 -	1:31.865	45.848	2:17.713	77.61	1.210	12:49:31.545
7 -	1:30.808	45.695	2:16.503 (1)	78.29		12:51:48.048

P6 74		Paul WHITBY		Yamaha - Greybridge Ltd		
IDEAL LAP TIME : 2:15.834		BEST LAP TIME : 2:15.834		DIFFERENCE : 0.000		
LAP	SECTOR 1	SECTOR 2	LAP TIME	MPH	DIFF	TIME OF DAY

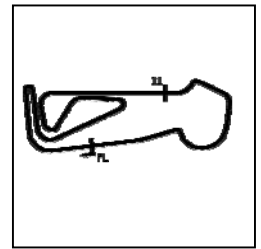
Weather / Track : Bright / Dry

Snetterton 300
Circuit Length = 2.9689 miles
Start: 12:35 Flag 12:51 End: 12:53

BMCRC - MRO Championships 2019 - Rnd 5 @ Snetterton

DFDS Yamaha Past Masters

RACE 8 - SECTOR ANALYSIS



SECTOR 1 = FL to I1, SECTOR 2 = I1 to FL, DIFF = Difference To Personal Best Lap, P = Crossed Finish Line in Pit Lane, D = Time Disallowed

1 -		47.047		2:26.130	73.14	10.296	12:38:06.284
2 -	1:31.519	46.370		2:17.889	77.51	2.055	12:40:24.173
3 -	1:31.433	45.893		2:17.326	77.82	1.492	12:42:41.499
4 -	1:30.596	45.238		2:15.834 (1)	78.68		12:44:57.333
5 -	1:30.829	46.212		2:17.041 (2)	77.99	1.207	12:47:14.374
6 -	1:31.445	45.755		2:17.200 (3)	77.90	1.366	12:49:31.574
7 -	1:30.933	46.356		2:17.289	77.85	1.455	12:51:48.863

P7 95 C		Simon CLARK		Yamaha - Towan Motors			
IDEAL LAP TIME : 2:16.390		BEST LAP TIME : 2:16.741		DIFFERENCE : 0.351			
LAP	SECTOR 1	SECTOR 2	LAP TIME	MPH	DIFF	TIME OF DAY	

1 -		46.087		2:25.145	73.63	8.404	12:38:05.299
2 -	1:32.400	45.493		2:17.893	77.50	1.152	12:40:23.192
3 -	1:31.966	45.536		2:17.502	77.73	0.761	12:42:40.694
4 -	1:31.758	45.378		2:17.136 (3)	77.93	0.395	12:44:57.830
5 -	1:31.193	45.548		2:16.741 (1)	78.16		12:47:14.571
6 -	1:32.458	45.213		2:17.671	77.63	0.930	12:49:32.242
7 -	1:31.177	45.694		2:16.871 (2)	78.08	0.130	12:51:49.113

P8 125		Ben MILES		Yamaha - Allspeed			
IDEAL LAP TIME : 2:16.071		BEST LAP TIME : 2:16.071		DIFFERENCE : 0.000			
LAP	SECTOR 1	SECTOR 2	LAP TIME	MPH	DIFF	TIME OF DAY	

1 -		46.112		2:25.210	73.60	9.139	12:38:05.364
2 -	1:31.953	45.595		2:17.548	77.70	1.477	12:40:22.912
3 -	1:30.915	45.156		2:16.071 (1)	78.54		12:42:38.983
4 -	1:31.874	45.425		2:17.299 (3)	77.84	1.228	12:44:56.282
5 -	1:32.650	45.258		2:17.908	77.50	1.837	12:47:14.190
6 -	1:31.577	45.250		2:16.827 (2)	78.11	0.756	12:49:31.017
7 -	1:31.685	46.443		2:18.128	77.37	2.057	12:51:49.145

P9 83 C		Paul GODBOLD		Yamaha - Hill farm tree services			
IDEAL LAP TIME : 2:16.099		BEST LAP TIME : 2:16.346		DIFFERENCE : 0.247			
LAP	SECTOR 1	SECTOR 2	LAP TIME	MPH	DIFF	TIME OF DAY	

1 -		46.245		2:26.745	72.83	10.399	12:38:06.899
2 -	1:31.868	45.989		2:17.857	77.53	1.511	12:40:24.756
3 -	1:31.233	46.162		2:17.395	77.79	1.049	12:42:42.151
4 -	1:31.267	45.927		2:17.194 (3)	77.90	0.848	12:44:59.345
5 -	1:31.702	45.602		2:17.304	77.84	0.958	12:47:16.649
6 -	1:30.963	45.383		2:16.346 (1)	78.38		12:49:32.995
7 -	1:30.716	45.912		2:16.628 (2)	78.22	0.282	12:51:49.623

P10 57 C		Geoff MOOK		Yamaha -			
IDEAL LAP TIME : 2:16.535		BEST LAP TIME : 2:16.535		DIFFERENCE : 0.000			
LAP	SECTOR 1	SECTOR 2	LAP TIME	MPH	DIFF	TIME OF DAY	

1 -		46.766		2:27.574	72.42	11.039	12:38:07.728
2 -	1:31.298	47.435		2:18.733	77.04	2.198	12:40:26.461
3 -	1:32.144	45.903		2:18.047	77.42	1.512	12:42:44.508
4 -	1:31.958	45.772		2:17.730 (2)	77.60	1.195	12:45:02.238
5 -	1:31.994	45.847		2:17.841 (3)	77.53	1.306	12:47:20.079
6 -	1:31.143	45.392		2:16.535 (1)	78.28		12:49:36.614
7 -	1:32.036	46.407		2:18.443	77.20	1.908	12:51:55.057

P11 77 C		Neil GRANT		Yamaha - Merlin Pipes			
IDEAL LAP TIME : 2:19.812		BEST LAP TIME : 2:19.812		DIFFERENCE : 0.000			
LAP	SECTOR 1	SECTOR 2	LAP TIME	MPH	DIFF	TIME OF DAY	

1 -		47.832		2:32.638	70.02	12.826	12:38:12.792
2 -	1:36.025	47.628		2:23.653	74.40	3.841	12:40:36.445
3 -	1:34.304	47.018		2:21.322 (3)	75.62	1.510	12:42:57.767
4 -	1:33.662	46.990		2:20.652 (2)	75.98	0.840	12:45:18.419

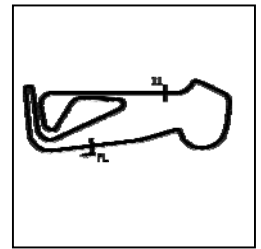
Weather / Track : Bright / Dry

Snetterton 300
Circuit Length = 2.9689 miles
Start: 12:35 Flag 12:51 End: 12:53

BMCRC - MRO Championships 2019 - Rnd 5 @ Snetterton

DFDS Yamaha Past Masters

RACE 8 - SECTOR ANALYSIS



SECTOR 1 = FL to I1, SECTOR 2 = I1 to FL, DIFF = Difference To Personal Best Lap, P = Crossed Finish Line in Pit Lane, D = Time Disallowed

5 -	1:34.770	47.199	2:21.969	75.28	2.157	12:47:40.388
6 -	1:34.110	47.482	2:21.592	75.48	1.780	12:50:01.980
7 -	1:33.201	46.611	2:19.812 (1)	76.44		12:52:21.792

P12	5	Max HOUSE	Yamaha -			
IDEAL LAP TIME : 2:20.436		BEST LAP TIME : 2:20.458		DIFFERENCE : 0.022		
LAP	SECTOR 1	SECTOR 2	LAP TIME	MPH	DIFF	TIME OF DAY
1 -		47.194	2:30.874	70.84	10.416	12:38:11.028
2 -	1:35.467	47.864	2:23.331	74.56	2.873	12:40:34.359
3 -	1:34.816	47.495	2:22.311	75.10	1.853	12:42:56.670
4 -	1:34.769	47.461	2:22.230	75.14	1.772	12:45:18.900
5 -	1:34.278	47.402	2:21.680 (3)	75.43	1.222	12:47:40.580
6 -	1:33.560	46.898	2:20.458 (1)	76.09		12:50:01.038
7 -	1:33.538	47.606	2:21.144 (2)	75.72	0.686	12:52:22.182

P13	72 C	Len WHALIN	Yamaha - Prestige shoe & lock, T&B locksmiths. Lashes by Chl			
IDEAL LAP TIME : 2:21.651		BEST LAP TIME : 2:21.651		DIFFERENCE : 0.000		
LAP	SECTOR 1	SECTOR 2	LAP TIME	MPH	DIFF	TIME OF DAY
1 -		48.247	2:32.427	70.11	10.776	12:38:12.581
2 -	1:34.493	48.899	2:23.392	74.53	1.741	12:40:35.973
3 -	1:34.308	48.170	2:22.478 (3)	75.01	0.827	12:42:58.451
4 -	1:33.957	48.346	2:22.303 (2)	75.10	0.652	12:45:20.754
5 -	1:34.533	48.164	2:22.697	74.90	1.046	12:47:43.451
6 -	1:33.822	47.829	2:21.651 (1)	75.45		12:50:05.102
7 -	1:34.702	48.240	2:22.942	74.77	1.291	12:52:28.044

P14	121	Ben HUNTER	Yamaha -			
IDEAL LAP TIME : 2:23.303		BEST LAP TIME : 2:24.209		DIFFERENCE : 0.906		
LAP	SECTOR 1	SECTOR 2	LAP TIME	MPH	DIFF	TIME OF DAY
1 -		47.840	2:29.962	71.27	5.753	12:38:10.116
2 -	1:35.911	48.846	2:24.757	73.83	0.548	12:40:34.873
3 -	1:35.463	48.856	2:24.319 (2)	74.05	0.110	12:42:59.192
4 -	1:36.066	49.213	2:25.279	73.56	1.070	12:45:24.471
5 -	1:37.306	49.065	2:26.371	73.02	2.162	12:47:50.842
6 -	1:35.763	48.446	2:24.209 (1)	74.11		12:50:15.051
7 -	1:35.944	48.442	2:24.386 (3)	74.02	0.177	12:52:39.437

P15	60 C	Daniel GOUGH	Yamaha - G Force Motorcycles			
IDEAL LAP TIME : 2:22.954		BEST LAP TIME : 2:23.271		DIFFERENCE : 0.317		
LAP	SECTOR 1	SECTOR 2	LAP TIME	MPH	DIFF	TIME OF DAY
1 -		48.506	2:33.850	69.47	10.579	12:38:14.004
2 -	1:36.536	48.614	2:25.150	73.63	1.879	12:40:39.154
3 -	1:36.093	48.247	2:24.340	74.04	1.069	12:43:03.494
4 -	1:35.596	47.675	2:23.271 (1)	74.60		12:45:26.765
5 -	1:35.279	48.742	2:24.021 (2)	74.21	0.750	12:47:50.786
6 -	1:35.658	48.965	2:24.623	73.90	1.352	12:50:15.409
7 -	1:36.187	48.022	2:24.209 (3)	74.11	0.938	12:52:39.618

P16	27 R	Richard HAYWARD	Yamaha - Gforce Motorcycles			
IDEAL LAP TIME : 2:23.178		BEST LAP TIME : 2:23.875		DIFFERENCE : 0.697		
LAP	SECTOR 1	SECTOR 2	LAP TIME	MPH	DIFF	TIME OF DAY
1 -		48.359	2:31.314	70.63	7.439	12:38:11.468
2 -	1:35.102	48.773	2:23.875 (1)	74.28		12:40:35.343
3 -	1:35.267	49.015	2:24.282 (3)	74.07	0.407	12:42:59.625
4 -	1:35.970	48.925	2:24.895	73.76	1.020	12:45:24.520
5 -	1:36.028	48.076	2:24.104 (2)	74.16	0.229	12:47:48.624
6 -	1:37.090	48.752	2:25.842	73.28	1.967	12:50:14.466
7 -	1:36.862	48.476	2:25.338	73.53	1.463	12:52:39.804

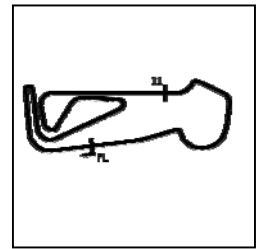
Weather / Track : Bright / Dry

Snetterton 300
Circuit Length = 2.9689 miles
Start: 12:35 Flag 12:51 End: 12:53

BMCRC - MRO Championships 2019 - Rnd 5 @ Snetterton

DFDS Yamaha Past Masters

RACE 8 - SECTOR ANALYSIS



SECTOR 1 = FL to I1, SECTOR 2 = I1 to FL, DIFF = Difference To Personal Best Lap, P = Crossed Finish Line in Pit Lane, D = Time Disallowed

P17 87 C Danise BUTTON			Yamaha -			
IDEAL LAP TIME : 2:28.257		BEST LAP TIME : 2:28.586		DIFFERENCE : 0.329		
LAP	SECTOR 1	SECTOR 2	LAP TIME	MPH	DIFF	TIME OF DAY
1 -		50.459	2:42.895	65.61	14.309	12:38:23.049
2 -	1:41.641	51.158	2:32.799	69.94	4.213	12:40:55.848
3 -	1:39.408	50.427	2:29.835 (3)	71.33	1.249	12:43:25.683
4 -	1:40.268	50.410	2:30.678	70.93	2.092	12:45:56.361
5 -	1:40.373	49.654	2:30.027	71.24	1.441	12:48:26.388
6 -	1:39.200	49.386	2:28.586 (1)	71.93		12:50:54.974
7 -	1:38.871	50.093	2:28.964 (2)	71.74	0.378	12:53:23.938

P18 100 R David GOUGH			Yamaha - www.ypmrc.co.uk			
IDEAL LAP TIME : 2:29.220		BEST LAP TIME : 2:29.437		DIFFERENCE : 0.217		
LAP	SECTOR 1	SECTOR 2	LAP TIME	MPH	DIFF	TIME OF DAY
1 -		50.362	2:39.943	66.82	10.506	12:38:20.097
2 -	1:39.510	51.163	2:30.673	70.93	1.236	12:40:50.770
3 -	1:41.185	51.019	2:32.204	70.22	2.767	12:43:22.974
4 -	1:39.620	50.362	2:29.982 (3)	71.26	0.545	12:45:52.956
5 -	1:40.607	51.523	2:32.130	70.25	2.693	12:48:25.086
6 -	1:39.299	50.138	2:29.437 (1)	71.52		12:50:54.523
7 -	1:39.082	50.558	2:29.640 (2)	71.42	0.203	12:53:24.163

P19 99 C Paul FIRTH			Yamaha -			
IDEAL LAP TIME : 2:30.644		BEST LAP TIME : 2:31.079		DIFFERENCE : 0.435		
LAP	SECTOR 1	SECTOR 2	LAP TIME	MPH	DIFF	TIME OF DAY
1 -		51.917	2:41.272	66.27	10.193	12:38:21.426
2 -	1:42.087	52.756	2:34.843	69.02	3.764	12:40:56.269
3 -	1:42.588	52.980	2:35.568	68.70	4.489	12:43:31.837
4 -	1:41.177	51.986	2:33.163 (3)	69.78	2.084	12:46:05.000
5 -	1:40.661	50.579	2:31.240 (2)	70.66	0.161	12:48:36.240
6 -	1:40.065	51.014	2:31.079 (1)	70.74		12:51:07.319

P20 78 C Gary BUTTON			Yamaha -			
IDEAL LAP TIME : 2:31.974		BEST LAP TIME : 2:32.861		DIFFERENCE : 0.887		
LAP	SECTOR 1	SECTOR 2	LAP TIME	MPH	DIFF	TIME OF DAY
1 -		52.620	2:42.609	65.72	9.748	12:38:22.763
2 -	1:43.254	51.307	2:34.561 (3)	69.15	1.700	12:40:57.324
3 -	1:42.501	53.224	2:35.725	68.63	2.864	12:43:33.049
4 -	1:40.667	52.408	2:33.075 (2)	69.82	0.214	12:46:06.124
5 -	1:41.545	51.316	2:32.861 (1)	69.92		12:48:38.985
6 -	1:41.540	53.739	2:35.279	68.83	2.418	12:51:14.264

P21 59 Neil HESMAN			Yamaha - Farkham Hall			
IDEAL LAP TIME : 2:33.268		BEST LAP TIME : 2:33.285		DIFFERENCE : 0.017		
LAP	SECTOR 1	SECTOR 2	LAP TIME	MPH	DIFF	TIME OF DAY
1 -		52.105	2:46.034	64.37	12.749	12:38:26.188
2 -	1:44.094	51.884	2:35.978	68.52	2.693	12:41:02.166
3 -	1:41.931	51.354	2:33.285 (1)	69.72		12:43:35.451
4 -	1:41.914	51.384	2:33.298 (2)	69.72	0.013	12:46:08.749
5 -	1:42.127	51.575	2:33.702 (3)	69.53	0.417	12:48:42.451
6 -	1:42.014	53.366	2:35.380	68.78	2.095	12:51:17.831

P22 69 C Mark ELLERAY			Yamaha - Abbot Solutions Ltd			
IDEAL LAP TIME : 2:37.222		BEST LAP TIME : 2:37.513		DIFFERENCE : 0.291		
LAP	SECTOR 1	SECTOR 2	LAP TIME	MPH	DIFF	TIME OF DAY
1 -		51.812	2:46.880	64.04	9.367	12:38:27.034
2 -	1:46.108	55.047	2:41.155	66.32	3.642	12:41:08.189
3 -	1:46.781	54.154	2:40.935 (3)	66.41	3.422	12:43:49.124

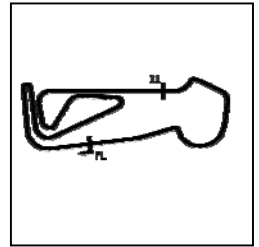
Weather / Track : Bright / Dry

Snetterton 300
Circuit Length = 2.9689 miles
Start: 12:35 Flag 12:51 End: 12:53

BMCRC - MRO Championships 2019 - Rnd 5 @ Snetterton

DFDS Yamaha Past Masters

RACE 8 - SECTOR ANALYSIS



SECTOR 1 = FL to I1, SECTOR 2 = I1 to FL, DIFF = Difference To Personal Best Lap, P = Crossed Finish Line in Pit Lane, D = Time Disallowed

4 -	1:45.958	55.099	2:41.057	66.36	3.544	12:46:30.181
5 -	1:46.579	54.221	2:40.800 (2)	66.46	3.287	12:49:10.981
6 -	1:45.410	52.103	2:37.513 (1)	67.85		12:51:48.494

P23	32 R	Lorraine ANSON	Yamaha - Wallis & Whalin Racing			
IDEAL LAP TIME : 2:38.820		BEST LAP TIME : 2:39.384	DIFFERENCE : 0.564			
LAP	SECTOR 1	SECTOR 2	LAP TIME	MPH	DIFF	TIME OF DAY

1 -		53.520	2:45.600	64.54	6.216	12:38:25.754
2 -	1:46.455	55.050	2:41.505 (3)	66.17	2.121	12:41:07.259
3 -	1:47.082	54.774	2:41.856	66.03	2.472	12:43:49.115
4 -	1:45.300	55.185	2:40.485 (2)	66.59	1.101	12:46:29.600
5 -	1:48.007	54.412	2:42.419	65.80	3.035	12:49:12.019
6 -	1:45.385	53.999	2:39.384 (1)	67.05		12:51:51.403

P24	67 C	Mark BAILEY	Yamaha - Gforce motorcycles			
IDEAL LAP TIME : 2:48.948		BEST LAP TIME : 2:49.919	DIFFERENCE : 0.971			
LAP	SECTOR 1	SECTOR 2	LAP TIME	MPH	DIFF	TIME OF DAY

1 -		57.893	2:59.026	59.70	9.107	12:38:39.180
2 -	1:53.119	59.096	2:52.215	62.06	2.296	12:41:31.395
3 -	1:51.681	58.238	2:49.919 (1)	62.90		12:44:21.314
4 -	1:52.528	57.431	2:49.959 (2)	62.88	0.040	12:47:11.273
5 -	1:53.006	57.772	2:50.778	62.58	0.859	12:50:02.051
6 -	1:52.781	57.267	2:50.048 (3)	62.85	0.129	12:52:52.099

P25	55	Paul TOLAND	Yamaha -			
IDEAL LAP TIME : 2:19.799		BEST LAP TIME : 2:20.150	DIFFERENCE : 0.351			
LAP	SECTOR 1	SECTOR 2	LAP TIME	MPH	DIFF	TIME OF DAY

1 -		46.591	2:27.222	72.59	7.072	12:38:07.376
2 -	1:33.208	46.942	2:20.150 (1)	76.26		12:40:27.526
3 -	1:33.708	46.848	2:20.556 (2)	76.04	0.406	12:42:48.082

P26	101	Andrew DAVIES	Yamaha - GIBSON EXHAUSTS			
IDEAL LAP TIME :		BEST LAP TIME :	DIFFERENCE :			
LAP	SECTOR 1	SECTOR 2	LAP TIME	MPH	DIFF	TIME OF DAY

1 -		44.543	2:19.107	76.83		12:37:59.261
-----	--	---------------	----------	-------	--	--------------

BMCRC - MRO Championships 2019 - Rnd 5 @ Snetterton

DFDS Yamaha Past Masters

RACE 8 - BEST SECTORS

SECTOR 1			SECTOR 2			IDEAL / BEST COMPARISON						
POS	NO	NAME	TIME	NO	NAME	TIME	POS	NO	NAME	IDEAL	BEST	DIFF
1	13	EDMONDSON	1:26.694	19	BRANTON	43.262	1	13	EDMONDSON	2:10.157	2:10.157	0.000
2	24	CARSON	1:27.005	13	EDMONDSON	43.463	2	19	BRANTON	2:10.513	2:10.875	0.362
3	19	BRANTON	1:27.251	24	CARSON	43.672	3	24	CARSON	2:10.677	2:11.061	0.384
4	74	WHITBY	1:30.596	101	DAVIES	44.543	4	74	WHITBY	2:15.834	2:15.834	0.000
5	83	GODBOLD	1:30.716	7	MOORE	45.085	5	7	MOORE	2:15.893	2:16.503	0.610
6	70	BURSCOUGH	1:30.764	125	MILES	45.156	6	70	BURSCOUGH	2:15.948	2:16.777	0.829
7	7	MOORE	1:30.808	70	BURSCOUGH	45.184	7	125	MILES	2:16.071	2:16.071	0.000
8	125	MILES	1:30.915	95	CLARK	45.213	8	83	GODBOLD	2:16.099	2:16.346	0.247
9	57	MOOK	1:31.143	74	WHITBY	45.238	9	95	CLARK	2:16.390	2:16.741	0.351
10	95	CLARK	1:31.177	83	GODBOLD	45.383	10	57	MOOK	2:16.535	2:16.535	0.000
11	77	GRANT	1:33.201	57	MOOK	45.392	11	55	TOLAND	2:19.799	2:20.150	0.351
12	55	TOLAND	1:33.208	55	TOLAND	46.591	12	77	GRANT	2:19.812	2:19.812	0.000
13	5	HOUSE	1:33.538	77	GRANT	46.611	13	5	HOUSE	2:20.436	2:20.458	0.022
14	72	WHALIN	1:33.822	5	HOUSE	46.898	14	72	WHALIN	2:21.651	2:21.651	0.000
15	27	HAYWARD	1:35.102	60	GOUGH	47.675	15	60	GOUGH	2:22.954	2:23.271	0.317
16	60	GOUGH	1:35.279	72	WHALIN	47.829	16	27	HAYWARD	2:23.178	2:23.875	0.697
17	121	HUNTER	1:35.463	121	HUNTER	47.840	17	121	HUNTER	2:23.303	2:24.209	0.906
18	87	BUTTON	1:38.871	27	HAYWARD	48.076	18	87	BUTTON	2:28.257	2:28.586	0.329
19	100	GOUGH	1:39.082	87	BUTTON	49.386	19	100	GOUGH	2:29.220	2:29.437	0.217
20	99	FIRTH	1:40.065	100	GOUGH	50.138	20	99	FIRTH	2:30.644	2:31.079	0.435
21	78	BUTTON	1:40.667	99	FIRTH	50.579	21	78	BUTTON	2:31.974	2:32.861	0.887
22	59	HESMAN	1:41.914	78	BUTTON	51.307	22	59	HESMAN	2:33.268	2:33.285	0.017
23	32	ANSON	1:45.300	59	HESMAN	51.354	23	69	ELLERAY	2:37.222	2:37.513	0.291
24	69	ELLERAY	1:45.410	69	ELLERAY	51.812	24	32	ANSON	2:38.820	2:39.384	0.564
25	67	BAILEY	1:51.681	32	ANSON	53.520	25	67	BAILEY	2:48.948	2:49.919	0.971
26				67	BAILEY	57.267	26	101	DAVIES			

PERFECT LAP 2:09.956

Weather / Track : Bright / Dry

Results can be found at www.tsl-timing.com

Snetterton 300

Circuit Length = 2.9689 miles

Start: 12:35 Flag 12:51 End: 12:53

Printed - 12:54 Sunday, 09 June 2019

BMCRC - MRO Championships 2019 - Rnd 5 @ Snetterton
DFDS Yamaha Past Masters
RACE 17 - GRID (7 Laps)

ROW 9	1	26	101	Andrew DAVIES	25	67	Mark BAILEY	2:49.919
ROW 8	24	32	Lorraine ANSON	2:39.384	23	69	Mark ELLERAY	2:37.513
					22	59	Neil HESMAN	2:33.285
ROW 7	21	78	Gary BUTTON	2:32.861	20	99	Paul FIRTH	2:31.079
					19	100	David GOUGH	2:29.437
ROW 6	18	87	Danise BUTTON	2:28.586	17	121	Ben HUNTER	2:24.209
					16	27	Richard HAYWARD	2:23.875
ROW 5	15	60	Daniel GOUGH	2:23.271	14	72	Len WHALIN	2:21.651
					13	5	Max HOUSE	2:20.458
ROW 4	12	55	Paul TOLAND	2:20.150	11	77	Neil GRANT	2:19.812
					10	70	Andrew BURSCOUGH	2:16.777
ROW 3	9	95	Simon CLARK	2:16.741	8	57	Geoff MOOK	2:16.535
					7	7	Peter MOORE	2:16.503
ROW 2	6	83	Paul GODBOLD	2:16.346	5	125	Ben MILES	2:16.071
					4	74	Paul WHITBY	2:15.834
ROW 1	3	24	Scott CARSON	2:11.061	2	19	Peter BRANTON	2:10.875
					1	13	Doug EDMONDSON	2:10.157
								Pole

Snetterton 300
Circuit Length = 2.9689 miles

These results are provisional until the conclusion of any judicial and technical matters.

Clerk Of Course :	Timekeeper :
-------------------	--------------

Results can be found at www.tsl-timing.com

Printed - 12:56 Sunday, 09 June 2019



BMCRC - MRO Championships 2019 - Rnd 5 @ Snetterton

DFDS Yamaha Past Masters

RACE 17 - CLASSIFICATION

POS	NO	CL	PIC NAME	ENTRY	LAPS	TIME	GAP	DIFF	MPH	BEST	ON
1	24		1 Scott CARSON	Yamaha - Brian Gray Powerbiking,All England Diam	7	15:26.957			80.71	2:11.033	4
2	19		2 Peter BRANTON	Yamaha -	7	15:28.911	1.954	1.954	80.54	2:10.343	2
3	101		3 Andrew DAVIES	Yamaha - GIBSON EXHAUSTS	7	15:46.877	19.920	17.966	79.01	2:13.440	7
4	74		4 Paul WHITBY	Yamaha - Greybridge Ltd	7	16:01.662	34.705	14.785	77.79	2:15.553	6
5	70		5 Andrew BURSCOUGH	Yamaha - Apollo Tuning	7	16:01.961	35.004	0.299	77.77	2:14.768	6
6	95	C	1 Simon CLARK	Yamaha - Towan Motors	7	16:05.422	38.465	3.461	77.49	2:16.617	3
7	125		6 Ben MILES	Yamaha - Allspeed	7	16:06.240	39.283	0.818	77.43	2:16.472	4
8	83	C	2 Paul GODBOLD	Yamaha - Hill farm tree services	7	16:06.516	39.559	0.276	77.40	2:15.924	7
9	57	C	3 Geoff MOOK	Yamaha -	7	16:07.835	40.878	1.319	77.30	2:16.421	7
10	7		7 Peter MOORE	Yamaha - Station Garage, Isle of Man	7	16:07.913	40.956	0.078	77.29	2:16.035	7
11	5		8 Max HOUSE	Yamaha -	7	16:28.326	1:01.369	20.413	75.70	2:19.345	2
12	27	R	1 Richard HAYWARD	Yamaha - Gforce Motorcycles	7	16:47.491	1:20.534	19.165	74.26	2:21.278	7
13	121		9 Ben HUNTER	Yamaha -	7	16:48.298	1:21.341	0.807	74.20	2:21.663	2
14	72	C	4 Len WHALIN	Yamaha - Prestige shoe & lock, T&B locksmiths. Le	7	16:48.982	1:22.025	0.684	74.15	2:22.021	7
15	60	C	5 Daniel GOUGH	Yamaha - G Force Motorcycles	7	16:49.475	1:22.518	0.493	74.11	2:20.937	7
16	87	C	6 Danise BUTTON	Yamaha -	7	17:42.166	2:15.209	52.691	70.43	2:29.917	2
17	99	C	7 Paul FIRTH	Yamaha -	6	15:29.412	1 Lap	1 Lap	68.99	2:32.479	5
18	78	C	8 Gary BUTTON	Yamaha -	6	15:29.504	1 Lap	0.092	68.99	2:32.124	2
19	59		10 Neil HESMAN	Yamaha - Farkham Hall	6	15:39.208	1 Lap	9.704	68.27	2:32.935	2
20	67	C	9 Mark BAILEY	Yamaha - Gforce motorcycles	6	16:37.524	1 Lap	58.316	64.28	2:42.194	6
21	32	R	2 Lorraine ANSON	Yamaha - Wallis & Whalin Racing	6	16:44.380	1 Lap	6.856	63.84	2:45.051	5

NOT CLASSIFIED

DNF	13		Doug EDMONDSON	Yamaha - Stan Stephens Tuning	4	8:50.809	3 Laps	2 Laps	80.54	2:10.805	3
DNF	77	C	Neil GRANT	Yamaha - Merlin Pipes	4	9:53.394	3 Laps	1:02.585	72.04	2:22.199	4
DNF	100	R	David GOUGH	Yamaha - www.ypmrc.co.uk	0						

FASTEST LAP

19			Peter BRANTON	Yamaha -	2	2:10.343			81.99 mph	131.96 kph
83	C		Paul GODBOLD	Yamaha - Hill farm tree services	7	2:15.924			78.63 mph	126.54 kph
27	R		Richard HAYWARD	Yamaha - Gforce Motorcycles	7	2:21.278			75.65 mph	121.75 kph

Class - 92.5% of Race Speed = 74.65 mph
 Class C - 92.5% of Race Speed = 71.67 mph
 Class R - 92.5% of Race Speed = 68.69 mph

Snetterton 300
 Circuit Length = 2.9689 miles
 Start: 16:52 Flag 17:08 End: 17:10

Weather / Track : Bright / Dry

These results are provisional until the conclusion of any judicial and technical matters.

Clerk Of Course :	Timekeeper :
-------------------	--------------

Results can be found at www.tsl-timing.com

Printed - 17:11 Sunday, 09 June 2019



BMCRC - MRO Championships 2019 - Rnd 5 @ Snetterton

DFDS Yamaha Past Masters

RACE 17 - LAP CHART

LAP 1 @ 16:55:17.268

NO	BEHIND	LAP TIME
24		2:17.941
13	0.084	2:18.025
19	0.398	2:18.339
101	4.403	2:22.344
70	4.907	2:22.848
74	5.769	2:23.710
125	5.853	2:23.794
95	6.089	2:24.030
7	7.046	2:24.987
83	7.546	2:25.487
57	7.952	2:25.893
5	10.003	2:27.944
121	14.223	2:32.164
72	14.496	2:32.437
60	15.439	2:33.380
27	15.521	2:33.462
87	19.493	2:37.434
99	24.986	2:42.927
78	25.587	2:43.528
77	26.631	2:44.572
59	28.138	2:46.079
32	35.008	2:52.949
67	35.906	2:53.847

LAP 2 @ 16:57:28.009

NO	BEHIND	LAP TIME
19		2:10.343
13	0.273	2:10.930
24	0.355	2:11.096
101	7.295	2:13.633
70	10.092	2:15.926
74	10.929	2:15.901
125	11.604	2:16.492
95	12.083	2:16.735
7	13.797	2:17.492
83	14.223	2:17.418
57	15.110	2:17.899
5	18.607	2:19.345
121	25.145	2:21.663
72	27.853	2:24.098
27	28.001	2:23.221
60	28.496	2:23.798
87	38.669	2:29.917
77	39.552	2:23.662
78	46.970	2:32.124
99	48.232	2:33.987
59	50.332	2:32.935
67	1:10.085	2:44.920
32	1:10.379	2:46.112

LAP 3 @ 16:59:39.066

NO	BEHIND	LAP TIME
19		2:11.057
13	0.021	2:10.805
24	0.846	2:11.548
101	10.473	2:14.235
70	16.684	2:17.649
74	17.431	2:17.559
125	17.505	2:16.958
95	17.643	2:16.617
83	19.529	2:16.363

7	20.280	2:17.540
57	21.245	2:17.192
5	28.191	2:20.641
121	36.534	2:22.446
27	38.829	2:21.885
72	39.814	2:23.018
60	40.705	2:23.266
77	51.456	2:22.961
87	58.504	2:30.892
78	1:08.375	2:32.462
99	1:10.940	2:33.765
59	1:12.308	2:33.033
32	1:46.120	2:46.798
67	1:46.563	2:47.535

LAP 4 @ 17:01:49.738

NO	BEHIND	LAP TIME
19		2:10.672
13	0.398	2:11.049
24	1.207	2:11.033
101	14.387	2:14.586
70	23.030	2:17.018
125	23.305	2:16.472
95	23.767	2:16.796
74	23.834	2:17.075
83	25.905	2:17.048
7	26.276	2:16.668
57	27.624	2:17.051
5	37.033	2:19.514
121	48.533	2:22.671
27	50.471	2:22.314
72	51.705	2:22.563
60	52.998	2:22.965
77	1:02.983	2:22.199
87	1:20.019	2:32.187
78	1:32.490	2:34.787
99	1:33.488	2:33.220
59	1:36.458	2:34.822

LAP 5 @ 17:04:02.508

NO	BEHIND	LAP TIME
19		2:12.770
24	0.226	2:11.789
32	1 Lap	2:46.072
67	1 Lap	2:45.919
101	15.834	2:14.217
74	26.953	2:15.889
125	27.529	2:16.994
70	27.557	2:17.297
95	27.981	2:16.984
7	30.592	2:17.086
83	30.919	2:17.784
57	31.335	2:16.481
5	44.115	2:19.852
121	59.183	2:23.420
27	1:00.011	2:22.310
72	1:01.103	2:22.168
60	1:02.495	2:22.267
87	1:37.523	2:30.274
78	1:52.957	2:33.237
99	1:53.197	2:32.479
59	1:59.363	2:35.675

LAP 6 @ 17:06:14.242

NO	BEHIND	LAP TIME
24		2:11.508
19	1.647	2:13.381
101	18.522	2:14.422
70	30.591	2:14.768
74	30.772	2:15.553
95	33.427	2:17.180
125	33.565	2:17.770
83	35.677	2:16.492
57	36.499	2:16.898
7	36.963	2:18.105
67	1 Lap	2:43.109
32	1 Lap	2:45.051
5	52.000	2:19.619
121	1:10.879	2:23.430
27	1:11.298	2:23.021
72	1:12.046	2:22.677
60	1:13.623	2:22.862
87	1:56.210	2:30.421

LAP 7 @ 17:08:26.284

NO	BEHIND	LAP TIME
24		2:12.042
19	1.954	2:12.349
99	1 Lap	2:33.034
78	1 Lap	2:33.366
59	1 Lap	2:36.664
101	19.920	2:13.440
74	34.705	2:15.975
70	35.004	2:16.455
95	38.465	2:17.080
125	39.283	2:17.760
83	39.559	2:15.924
57	40.878	2:16.421
7	40.956	2:16.035
5	1:01.369	2:21.411
67	1 Lap	2:42.194
32	1 Lap	2:47.398
27	1:20.534	2:21.278
121	1:21.341	2:22.504
72	1:22.025	2:22.021
60	1:22.518	2:20.937
87	2:15.209	2:31.041

Weather / Track : Bright / Dry

Results can be found at www.tsl-timing.com

Snetterton 300

Circuit Length = 2.9689 miles

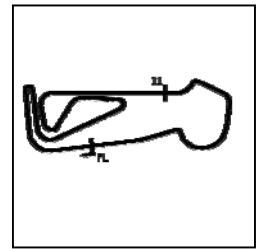
Start: 16:52 Flag 17:08 End: 17:10

Printed - 17:14 Sunday, 09 June 2019

BMCRC - MRO Championships 2019 - Rnd 5 @ Snetterton

DFDS Yamaha Past Masters

RACE 17 - SECTOR ANALYSIS



SECTOR 1 = FL to I1, SECTOR 2 = I1 to FL, DIFF = Difference To Personal Best Lap, P = Crossed Finish Line in Pit Lane, D = Time Disallowed

P1 24		Scott CARSON		Yamaha - Brian Gray Powerbiking, All England Diamond Drilling		
IDEAL LAP TIME : 2:10.595		BEST LAP TIME : 2:11.033		DIFFERENCE : 0.438		
LAP	SECTOR 1	SECTOR 2	LAP TIME	MPH	DIFF	TIME OF DAY
1 -		43.481	2:17.941	77.48	6.908	16:55:17.268
2 -	1:27.114	43.982	2:11.096 (2)	81.52	0.063	16:57:28.364
3 -	1:27.669	43.879	2:11.548	81.24	0.515	16:59:39.912
4 -	1:27.298	43.735	2:11.033 (1)	81.56		17:01:50.945
5 -	1:27.325	44.464	2:11.789	81.09	0.756	17:04:02.734
6 -	1:27.886	43.622	2:11.508 (3)	81.27	0.475	17:06:14.242
7 -	1:27.973	44.069	2:12.042	80.94	1.009	17:08:26.284

P2 19		Peter BRANTON		Yamaha -		
IDEAL LAP TIME : 2:09.942		BEST LAP TIME : 2:10.343		DIFFERENCE : 0.401		
LAP	SECTOR 1	SECTOR 2	LAP TIME	MPH	DIFF	TIME OF DAY
1 -		43.765	2:18.339	77.25	7.996	16:55:17.666
2 -	1:26.739	43.604	2:10.343 (1)	81.99		16:57:28.009
3 -	1:27.823	43.234	2:11.057 (3)	81.55	0.714	16:59:39.066
4 -	1:27.469	43.203	2:10.672 (2)	81.79	0.329	17:01:49.738
5 -	1:28.345	44.425	2:12.770	80.50	2.427	17:04:02.508
6 -	1:29.523	43.858	2:13.381	80.13	3.038	17:06:15.889
7 -	1:28.030	44.319	2:12.349	80.75	2.006	17:08:28.238

P3 101		Andrew DAVIES		Yamaha - GIBSON EXHAUSTS		
IDEAL LAP TIME : 2:13.342		BEST LAP TIME : 2:13.440		DIFFERENCE : 0.098		
LAP	SECTOR 1	SECTOR 2	LAP TIME	MPH	DIFF	TIME OF DAY
1 -		44.308	2:22.344	75.08	8.904	16:55:21.671
2 -	1:29.412	44.221	2:13.633 (2)	79.98	0.193	16:57:35.304
3 -	1:29.348	44.887	2:14.235	79.62	0.795	16:59:49.539
4 -	1:29.878	44.708	2:14.586	79.41	1.146	17:02:04.125
5 -	1:29.785	44.432	2:14.217 (3)	79.63	0.777	17:04:18.342
6 -	1:30.236	44.186	2:14.422	79.51	0.982	17:06:32.764
7 -	1:29.446	43.994	2:13.440 (1)	80.09		17:08:46.204

P4 74		Paul WHITBY		Yamaha - Greybridge Ltd		
IDEAL LAP TIME : 2:15.017		BEST LAP TIME : 2:15.553		DIFFERENCE : 0.536		
LAP	SECTOR 1	SECTOR 2	LAP TIME	MPH	DIFF	TIME OF DAY
1 -		45.642	2:23.710	74.37	8.157	16:55:23.037
2 -	1:29.913	45.988	2:15.901 (3)	78.64	0.348	16:57:38.938
3 -	1:31.206	46.353	2:17.559	77.69	2.006	16:59:56.497
4 -	1:30.494	46.581	2:17.075	77.97	1.522	17:02:13.572
5 -	1:30.785	45.104	2:15.889 (2)	78.65	0.336	17:04:29.461
6 -	1:30.025	45.528	2:15.553 (1)	78.84		17:06:45.014
7 -	1:30.651	45.324	2:15.975	78.60	0.422	17:09:00.989

P5 70		Andrew BURSCOUGH		Yamaha - Apollo Tuning		
IDEAL LAP TIME : 2:14.269		BEST LAP TIME : 2:14.768		DIFFERENCE : 0.499		
LAP	SECTOR 1	SECTOR 2	LAP TIME	MPH	DIFF	TIME OF DAY
1 -		44.742	2:22.848	74.82	8.080	16:55:22.175
2 -	1:30.048	45.878	2:15.926 (2)	78.63	1.158	16:57:38.101
3 -	1:31.727	45.922	2:17.649	77.64	2.881	16:59:55.750
4 -	1:31.057	45.961	2:17.018	78.00	2.250	17:02:12.768
5 -	1:31.480	45.817	2:17.297	77.84	2.529	17:04:30.065
6 -	1:29.527	45.241	2:14.768 (1)	79.30		17:06:44.833
7 -	1:31.044	45.411	2:16.455 (3)	78.32	1.687	17:09:01.288

P6 95 C		Simon CLARK		Yamaha - Towan Motors		
IDEAL LAP TIME : 2:15.864		BEST LAP TIME : 2:16.617		DIFFERENCE : 0.753		
LAP	SECTOR 1	SECTOR 2	LAP TIME	MPH	DIFF	TIME OF DAY
1 -						
2 -						
3 -						
4 -						
5 -						
6 -						
7 -						

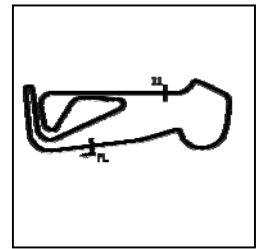
Weather / Track : Bright / Dry

Snetterton 300
Circuit Length = 2.9689 miles
Start: 16:52 Flag 17:08 End: 17:10

BMCRC - MRO Championships 2019 - Rnd 5 @ Snetterton

DFDS Yamaha Past Masters

RACE 17 - SECTOR ANALYSIS



SECTOR 1 = FL to I1, SECTOR 2 = I1 to FL, DIFF = Difference To Personal Best Lap, P = Crossed Finish Line in Pit Lane, D = Time Disallowed

1 -		45.246	2:24.030	74.20	7.413	16:55:23.357
2 -	1:31.172	45.563	2:16.735 (2)	78.16	0.118	16:57:40.092
3 -	1:30.618	45.999	2:16.617 (1)	78.23		16:59:56.709
4 -	1:31.020	45.776	2:16.796 (3)	78.13	0.179	17:02:13.505
5 -	1:31.245	45.739	2:16.984	78.02	0.367	17:04:30.489
6 -	1:30.749	46.431	2:17.180	77.91	0.563	17:06:47.669
7 -	1:31.337	45.743	2:17.080	77.96	0.463	17:09:04.749

P7 125 Ben MILES		Yamaha - Allspeed				
IDEAL LAP TIME : 2:16.085		BEST LAP TIME : 2:16.472		DIFFERENCE : 0.387		
LAP	SECTOR 1	SECTOR 2	LAP TIME	MPH	DIFF	TIME OF DAY

1 -		45.486	2:23.794	74.32	7.322	16:55:23.121
2 -	1:31.302	45.190	2:16.492 (2)	78.30	0.020	16:57:39.613
3 -	1:31.074	45.884	2:16.958 (3)	78.03	0.486	16:59:56.571
4 -	1:30.895	45.577	2:16.472 (1)	78.31		17:02:13.043
5 -	1:31.622	45.372	2:16.994	78.01	0.522	17:04:30.037
6 -	1:31.011	46.759	2:17.770	77.57	1.298	17:06:47.807
7 -	1:31.459	46.301	2:17.760	77.58	1.288	17:09:05.567

P8 83 C Paul GODBOLD		Yamaha - Hill farm tree services				
IDEAL LAP TIME : 2:15.924		BEST LAP TIME : 2:15.924		DIFFERENCE : 0.000		
LAP	SECTOR 1	SECTOR 2	LAP TIME	MPH	DIFF	TIME OF DAY

1 -		45.800	2:25.487	73.46	9.563	16:55:24.814
2 -	1:31.606	45.812	2:17.418	77.77	1.494	16:57:42.232
3 -	1:31.030	45.333	2:16.363 (2)	78.37	0.439	16:59:58.595
4 -	1:31.594	45.454	2:17.048	77.98	1.124	17:02:15.643
5 -	1:32.035	45.749	2:17.784	77.57	1.860	17:04:33.427
6 -	1:30.893	45.599	2:16.492 (3)	78.30	0.568	17:06:49.919
7 -	1:30.676	45.248	2:15.924 (1)	78.63		17:09:05.843

P9 57 C Geoff MOOK		Yamaha -				
IDEAL LAP TIME : 2:15.976		BEST LAP TIME : 2:16.421		DIFFERENCE : 0.445		
LAP	SECTOR 1	SECTOR 2	LAP TIME	MPH	DIFF	TIME OF DAY

1 -		45.584	2:25.893	73.25	9.472	16:55:25.220
2 -	1:31.925	45.974	2:17.899	77.50	1.478	16:57:43.119
3 -	1:31.229	45.963	2:17.192	77.90	0.771	17:00:00.311
4 -	1:31.098	45.953	2:17.051	77.98	0.630	17:02:17.362
5 -	1:30.473	46.008	2:16.481 (2)	78.31	0.060	17:04:33.843
6 -	1:31.098	45.800	2:16.898 (3)	78.07	0.477	17:06:50.741
7 -	1:30.918	45.503	2:16.421 (1)	78.34		17:09:07.162

P10 7 Peter MOORE		Yamaha - Station Garage, Isle of Man				
IDEAL LAP TIME : 2:16.027		BEST LAP TIME : 2:16.035		DIFFERENCE : 0.008		
LAP	SECTOR 1	SECTOR 2	LAP TIME	MPH	DIFF	TIME OF DAY

1 -		45.511	2:24.987	73.71	8.952	16:55:24.314
2 -	1:32.024	45.468	2:17.492	77.73	1.457	16:57:41.806
3 -	1:31.393	46.147	2:17.540	77.70	1.505	16:59:59.346
4 -	1:31.407	45.261	2:16.668 (2)	78.20	0.633	17:02:16.014
5 -	1:31.616	45.470	2:17.086 (3)	77.96	1.051	17:04:33.100
6 -	1:31.259	46.846	2:18.105	77.39	2.070	17:06:51.205
7 -	1:31.267	44.768	2:16.035 (1)	78.56		17:09:07.240

P11 5 Max HOUSE		Yamaha -				
IDEAL LAP TIME : 2:19.179		BEST LAP TIME : 2:19.345		DIFFERENCE : 0.166		
LAP	SECTOR 1	SECTOR 2	LAP TIME	MPH	DIFF	TIME OF DAY

1 -		46.270	2:27.944	72.24	8.599	16:55:27.271
2 -	1:32.989	46.356	2:19.345 (1)	76.70		16:57:46.616
3 -	1:33.363	47.278	2:20.641	75.99	1.296	17:00:07.257
4 -	1:33.020	46.494	2:19.514 (2)	76.60	0.169	17:02:26.771

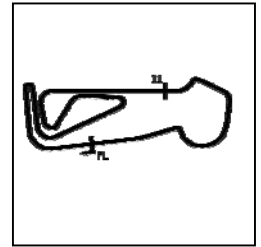
Weather / Track : Bright / Dry

Snetterton 300
Circuit Length = 2.9689 miles
Start: 16:52 Flag 17:08 End: 17:10

BMCRC - MRO Championships 2019 - Rnd 5 @ Snetterton

DFDS Yamaha Past Masters

RACE 17 - SECTOR ANALYSIS



SECTOR 1 = FL to I1, SECTOR 2 = I1 to FL, DIFF = Difference To Personal Best Lap, P = Crossed Finish Line in Pit Lane, D = Time Disallowed

5 -	1:33.249	46.603	2:19.852	76.42	0.507	17:04:46.623
6 -	1:32.909	46.710	2:19.619 (3)	76.55	0.274	17:07:06.242
7 -	1:34.034	47.377	2:21.411	75.58	2.066	17:09:27.653

P12	27 R	Richard HAYWARD	Yamaha - Gforce Motorcycles			
IDEAL LAP TIME : 2:21.278		BEST LAP TIME : 2:21.278	DIFFERENCE : 0.000			
LAP	SECTOR 1	SECTOR 2	LAP TIME	MPH	DIFF	TIME OF DAY
1 -		47.677	2:33.462	69.64	12.184	16:55:32.789
2 -	1:34.871	48.350	2:23.221	74.62	1.943	16:57:56.010
3 -	1:34.595	47.290	2:21.885 (2)	75.32	0.607	17:00:17.895
4 -	1:34.921	47.393	2:22.314	75.10	1.036	17:02:40.209
5 -	1:34.621	47.689	2:22.310 (3)	75.10	1.032	17:05:02.519
6 -	1:35.118	47.903	2:23.021	74.73	1.743	17:07:25.540
7 -	1:34.105	47.173	2:21.278 (1)	75.65		17:09:46.818

P13	121	Ben HUNTER	Yamaha -			
IDEAL LAP TIME : 2:21.663		BEST LAP TIME : 2:21.663	DIFFERENCE : 0.000			
LAP	SECTOR 1	SECTOR 2	LAP TIME	MPH	DIFF	TIME OF DAY
1 -		47.545	2:32.164	70.24	10.501	16:55:31.491
2 -	1:34.592	47.071	2:21.663 (1)	75.44		16:57:53.154
3 -	1:34.649	47.797	2:22.446 (2)	75.03	0.783	17:00:15.600
4 -	1:34.923	47.748	2:22.671	74.91	1.008	17:02:38.271
5 -	1:35.549	47.871	2:23.420	74.52	1.757	17:05:01.691
6 -	1:35.512	47.918	2:23.430	74.51	1.767	17:07:25.121
7 -	1:35.062	47.442	2:22.504 (3)	75.00	0.841	17:09:47.625

P14	72 C	Len WHALIN	Yamaha - Prestige shoe & lock, T&B locksmiths. Lashes by Chl			
IDEAL LAP TIME : 2:21.469		BEST LAP TIME : 2:22.021	DIFFERENCE : 0.552			
LAP	SECTOR 1	SECTOR 2	LAP TIME	MPH	DIFF	TIME OF DAY
1 -		48.611	2:32.437	70.11	10.416	16:55:31.764
2 -	1:35.609	48.489	2:24.098	74.17	2.077	16:57:55.862
3 -	1:34.735	48.283	2:23.018	74.73	0.997	17:00:18.880
4 -	1:34.756	47.807	2:22.563 (3)	74.97	0.542	17:02:41.443
5 -	1:34.024	48.144	2:22.168 (2)	75.17	0.147	17:05:03.611
6 -	1:34.362	48.315	2:22.677	74.91	0.656	17:07:26.288
7 -	1:34.576	47.445	2:22.021 (1)	75.25		17:09:48.309

P15	60 C	Daniel GOUGH	Yamaha - G Force Motorcycles			
IDEAL LAP TIME : 2:20.937		BEST LAP TIME : 2:20.937	DIFFERENCE : 0.000			
LAP	SECTOR 1	SECTOR 2	LAP TIME	MPH	DIFF	TIME OF DAY
1 -		48.224	2:33.380	69.68	12.443	16:55:32.707
2 -	1:35.605	48.193	2:23.798	74.32	2.861	16:57:56.505
3 -	1:35.585	47.681	2:23.266	74.60	2.329	17:00:19.771
4 -	1:34.990	47.975	2:22.965	74.76	2.028	17:02:42.736
5 -	1:34.652	47.615	2:22.267 (2)	75.12	1.330	17:05:05.003
6 -	1:35.333	47.529	2:22.862 (3)	74.81	1.925	17:07:27.865
7 -	1:33.997	46.940	2:20.937 (1)	75.83		17:09:48.802

P16	87 C	Danise BUTTON	Yamaha -			
IDEAL LAP TIME : 2:29.246		BEST LAP TIME : 2:29.917	DIFFERENCE : 0.671			
LAP	SECTOR 1	SECTOR 2	LAP TIME	MPH	DIFF	TIME OF DAY
1 -		49.758	2:37.434	67.88	7.517	16:55:36.761
2 -	1:39.488	50.429	2:29.917 (1)	71.29		16:58:06.678
3 -	1:40.820	50.072	2:30.892	70.83	0.975	17:00:37.570
4 -	1:42.110	50.077	2:32.187	70.22	2.270	17:03:09.757
5 -	1:39.796	50.478	2:30.274 (2)	71.12	0.357	17:05:40.031
6 -	1:40.399	50.022	2:30.421 (3)	71.05	0.504	17:08:10.452
7 -	1:40.458	50.583	2:31.041	70.76	1.124	17:10:41.493

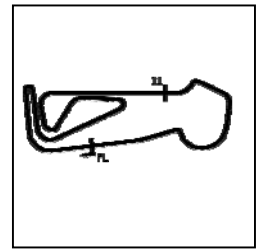
Weather / Track : Bright / Dry

Snetterton 300
Circuit Length = 2.9689 miles
Start: 16:52 Flag 17:08 End: 17:10

BMCRC - MRO Championships 2019 - Rnd 5 @ Snetterton

DFDS Yamaha Past Masters

RACE 17 - SECTOR ANALYSIS



SECTOR 1 = FL to I1, SECTOR 2 = I1 to FL, DIFF = Difference To Personal Best Lap, P = Crossed Finish Line in Pit Lane, D = Time Disallowed

P17 99 C Paul FIRTH			Yamaha -			
IDEAL LAP TIME : 2:31.875		BEST LAP TIME : 2:32.479		DIFFERENCE : 0.604		
LAP	SECTOR 1	SECTOR 2	LAP TIME	MPH	DIFF	TIME OF DAY
1 -		52.302	2:42.927	65.60	10.448	16:55:42.254
2 -	1:41.886	52.101	2:33.987	69.40	1.508	16:58:16.241
3 -	1:42.253	51.512	2:33.765	69.50	1.286	17:00:50.006
4 -	1:41.341	51.879	2:33.220 (3)	69.75	0.741	17:03:23.226
5 -	1:40.363	52.116	2:32.479 (1)	70.09		17:05:55.705
6 -	1:41.412	51.622	2:33.034 (2)	69.84	0.555	17:08:28.739

P18 78 C Gary BUTTON			Yamaha -			
IDEAL LAP TIME : 2:31.235		BEST LAP TIME : 2:32.124		DIFFERENCE : 0.889		
LAP	SECTOR 1	SECTOR 2	LAP TIME	MPH	DIFF	TIME OF DAY
1 -		52.471	2:43.528	65.35	11.404	16:55:42.855
2 -	1:41.266	50.858	2:32.124 (1)	70.25		16:58:14.979
3 -	1:40.377	52.085	2:32.462 (2)	70.10	0.338	17:00:47.441
4 -	1:42.083	52.704	2:34.787	69.05	2.663	17:03:22.228
5 -	1:40.653	52.584	2:33.237 (3)	69.74	1.113	17:05:55.465
6 -	1:41.049	52.317	2:33.366	69.69	1.242	17:08:28.831

P19 59 Neil HESMAN			Yamaha - Farkham Hall			
IDEAL LAP TIME : 2:32.716		BEST LAP TIME : 2:32.935		DIFFERENCE : 0.219		
LAP	SECTOR 1	SECTOR 2	LAP TIME	MPH	DIFF	TIME OF DAY
1 -		52.001	2:46.079	64.35	13.144	16:55:45.406
2 -	1:41.262	51.673	2:32.935 (1)	69.88		16:58:18.341
3 -	1:41.043	51.990	2:33.033 (2)	69.84	0.098	17:00:51.374
4 -	1:42.843	51.979	2:34.822 (3)	69.03	1.887	17:03:26.196
5 -	1:42.962	52.713	2:35.675	68.65	2.740	17:06:01.871
6 -	1:43.122	53.542	2:36.664	68.22	3.729	17:08:38.535

P20 67 C Mark BAILEY			Yamaha - Gforce motorcycles			
IDEAL LAP TIME : 2:42.194		BEST LAP TIME : 2:42.194		DIFFERENCE : 0.000		
LAP	SECTOR 1	SECTOR 2	LAP TIME	MPH	DIFF	TIME OF DAY
1 -		55.196	2:53.847	61.47	11.653	16:55:53.174
2 -	1:48.763	56.157	2:44.920 (3)	64.80	2.726	16:58:38.094
3 -	1:51.510	56.025	2:47.535	63.79	5.341	17:01:25.629
4 -	1:49.559	56.360	2:45.919	64.41	3.725	17:04:11.548
5 -	1:47.671	55.438	2:43.109 (2)	65.52	0.915	17:06:54.657
6 -	1:47.530	54.664	2:42.194 (1)	65.89		17:09:36.851

P21 32 R Lorraine ANSON			Yamaha - Wallis & Whalin Racing			
IDEAL LAP TIME : 2:43.562		BEST LAP TIME : 2:45.051		DIFFERENCE : 1.489		
LAP	SECTOR 1	SECTOR 2	LAP TIME	MPH	DIFF	TIME OF DAY
1 -		54.991	2:52.949	61.79	7.898	16:55:52.276
2 -	1:50.117	55.995	2:46.112 (3)	64.34	1.061	16:58:38.388
3 -	1:51.195	55.603	2:46.798	64.07	1.747	17:01:25.186
4 -	1:49.899	56.173	2:46.072 (2)	64.35	1.021	17:04:11.258
5 -	1:48.571	56.480	2:45.051 (1)	64.75		17:06:56.309
6 -	1:51.114	56.284	2:47.398	63.84	2.347	17:09:43.707

P22 13 Doug EDMONDSON			Yamaha - Stan Stephens Tuning			
IDEAL LAP TIME : 2:10.598		BEST LAP TIME : 2:10.805		DIFFERENCE : 0.207		
LAP	SECTOR 1	SECTOR 2	LAP TIME	MPH	DIFF	TIME OF DAY
1 -		43.739	2:18.025	77.43	7.220	16:55:17.352
2 -	1:27.073	43.857	2:10.930 (2)	81.63	0.125	16:57:28.282
3 -	1:27.280	43.525	2:10.805 (1)	81.71		16:59:39.087
4 -	1:27.460	43.589	2:11.049 (3)	81.55	0.244	17:01:50.136

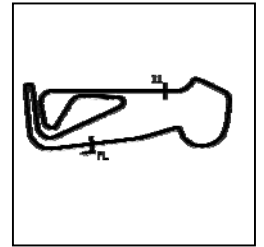
Weather / Track : Bright / Dry

Snetterton 300
Circuit Length = 2.9689 miles
Start: 16:52 Flag 17:08 End: 17:10

BMCRC - MRO Championships 2019 - Rnd 5 @ Snetterton

DFDS Yamaha Past Masters

RACE 17 - SECTOR ANALYSIS



SECTOR 1 = FL to I1, SECTOR 2 = I1 to FL, DIFF = Difference To Personal Best Lap, P = Crossed Finish Line in Pit Lane, D = Time Disallowed

P23 77 C		Neil GRANT		Yamaha - Merlin Pipes		
IDEAL LAP TIME : 2:22.199		BEST LAP TIME : 2:22.199		DIFFERENCE : 0.000		
LAP	SECTOR 1	SECTOR 2	LAP TIME	MPH	DIFF	TIME OF DAY
1 -		48.141	2:44.572	64.94	22.373	16:55:43.899
2 -	1:36.068	47.594	2:23.662 (3)	74.39	1.463	16:58:07.561
3 -	1:35.529	47.432	2:22.961 (2)	74.76	0.762	17:00:30.522
4 -	1:35.031	47.168	2:22.199 (1)	75.16		17:02:52.721

Weather / Track : Bright / Dry

Results can be found at www.tsl-timing.com

Page 5 of 5

Snetterton 300
Circuit Length = 2.9689 miles
Start: 16:52 Flag 17:08 End: 17:10

Printed - 17:15 Sunday, 09 June 2019

BMCRC - MRO Championships 2019 - Rnd 5 @ Snetterton

DFDS Yamaha Past Masters

RACE 17 - BEST SECTORS

SECTOR 1			SECTOR 2			IDEAL / BEST COMPARISON						
POS	NO	NAME	TIME	NO	NAME	TIME	POS	NO	NAME	IDEAL	BEST	DIFF
									PERFECT LAP	2:09.942		
1	19	BRANTON	1:26.739	19	BRANTON	43.203	1	19	BRANTON	2:09.942	2:10.343	0.401
2	13	EDMONDSON	1:27.073	24	CARSON	43.481	2	24	CARSON	2:10.595	2:11.033	0.438
3	24	CARSON	1:27.114	13	EDMONDSON	43.525	3	13	EDMONDSON	2:10.598	2:10.805	0.207
4	101	DAVIES	1:29.348	101	DAVIES	43.994	4	101	DAVIES	2:13.342	2:13.440	0.098
5	70	BURSCOUGH	1:29.527	70	BURSCOUGH	44.742	5	70	BURSCOUGH	2:14.269	2:14.768	0.499
6	74	WHITBY	1:29.913	7	MOORE	44.768	6	74	WHITBY	2:15.017	2:15.553	0.536
7	57	MOOK	1:30.473	74	WHITBY	45.104	7	95	CLARK	2:15.864	2:16.617	0.753
8	95	CLARK	1:30.618	125	MILES	45.190	8	83	GODBOLD	2:15.924	2:15.924	0.000
9	83	GODBOLD	1:30.676	95	CLARK	45.246	9	57	MOOK	2:15.976	2:16.421	0.445
10	125	MILES	1:30.895	83	GODBOLD	45.248	10	7	MOORE	2:16.027	2:16.035	0.008
11	7	MOORE	1:31.259	57	MOOK	45.503	11	125	MILES	2:16.085	2:16.472	0.387
12	5	HOUSE	1:32.909	5	HOUSE	46.270	12	5	HOUSE	2:19.179	2:19.345	0.166
13	60	GOUGH	1:33.997	60	GOUGH	46.940	13	60	GOUGH	2:20.937	2:20.937	0.000
14	72	WHALIN	1:34.024	121	HUNTER	47.071	14	27	HAYWARD	2:21.278	2:21.278	0.000
15	27	HAYWARD	1:34.105	77	GRANT	47.168	15	72	WHALIN	2:21.469	2:22.021	0.552
16	121	HUNTER	1:34.592	27	HAYWARD	47.173	16	121	HUNTER	2:21.663	2:21.663	0.000
17	77	GRANT	1:35.031	72	WHALIN	47.445	17	77	GRANT	2:22.199	2:22.199	0.000
18	87	BUTTON	1:39.488	87	BUTTON	49.758	18	87	BUTTON	2:29.246	2:29.917	0.671
19	99	FIRTH	1:40.363	78	BUTTON	50.858	19	78	BUTTON	2:31.235	2:32.124	0.889
20	78	BUTTON	1:40.377	99	FIRTH	51.512	20	99	FIRTH	2:31.875	2:32.479	0.604
21	59	HESMAN	1:41.043	59	HESMAN	51.673	21	59	HESMAN	2:32.716	2:32.935	0.219
22	67	BAILEY	1:47.530	67	BAILEY	54.664	22	67	BAILEY	2:42.194	2:42.194	0.000
23	32	ANSON	1:48.571	32	ANSON	54.991	23	32	ANSON	2:43.562	2:45.051	1.489
24												

Weather / Track : Bright / Dry

Results can be found at www.tsl-timing.com

Snetterton 300

Circuit Length = 2.9689 miles

Start: 16:52 Flag 17:08 End: 17:10

Printed - 17:15 Sunday, 09 June 2019